



# Why do people contribute to open source software?

The motivations of the different contributors to OSS projects, and how their participation is characterized

Ricardo Carvalho  
152113062

Dissertation written under the supervision of professor Cláudia Costa

Dissertation submitted in partial fulfilment of requirements for the MSc in Business Administration, at the Universidade Católica Portuguesa, April, 2017.

## **Abstract**

Open source software has seen a significant evolution in the last few years. From relatively niche products and free alternative solutions to mass commercial software, OSS has been adopted by some of the largest companies in technology as a viable mean to create some of the most used programs and operating systems nowadays.

The past research on this topic has approached the benefits of this perspective, the roles within the communities and the motivations of its contributors. However, there has not been research that has approached a detailed definition of the profiles within these communities, and how these contributors are motivated.

In this research, we defined four profiles within the OSS communities, based on personality traits, as well as taking into account the reasons that lead them to choose the project in which they participate. Furthermore, we characterized these profiles of contributors from the nature of their contribution in OSS projects to demographics. Finally, we assessed the main motivations that drive each of these groups, finding that there are significant differences of motivations between the profiles, particularly in an intrinsic level. Finally, we assessed the difference between groups concerning reasons for contributors to increase their participation, and found, once again, that there are significant differences between groups in what would lead them to participate more. This research found that there is potential for organizations to select the contributors that are a better fit for their communities, and target their motivations and preferred incentives.

## Resumo

O software de open source (OSS) tem experienciado uma evolução significativa nos últimos anos. De produtos de nicho e soluções grátis alternativas para software comercial distribuído em massa, OSS foi adotado por algumas das maiores empresas de tecnologia como um meio viável para criar alguns dos programas e sistemas operativos mais utilizados nos dias de hoje. A literatura existente sobre este tema abordou os benefícios desta perspectiva, os papéis dentro das comunidades e as motivações de seus contribuidores. No entanto, não há até à data, segundo nosso conhecimento, estudos que tenham abordado uma definição detalhada dos perfis dentro dessas comunidades e como esses contribuidores são motivados.

No presente estudo, definimos quatro perfis dentro das comunidades OSS, com base em traços de personalidade, bem como tendo em conta as razões que os levam a escolher o projeto em que participam. Além disso, caracterizamos esses perfis de contribuidores, desde a natureza da sua contribuição em projetos de OSS até a dados demográficos. Foram também avaliadas as principais motivações de cada um desses grupos, concluindo que existem diferenças significativas de motivações entre os perfis, particularmente a um nível intrínseco. Finalmente, estudámos a diferença entre os grupos relativamente às razões que levariam os contribuidores a aumentar sua participação e verificámos, uma vez mais, que existem diferenças significativas entre os grupos. Esta pesquisa concluiu que existe potencial para as organizações de seleccionar os contribuidores que se ajustam melhor às suas comunidades, e segmentar as suas motivações e incentivos preferenciais.

## Acknowledgements

As a preface to this dissertation, I would like to thank the people that were essential not only in this process, but also throughout my life.

I would like to thank my mother, my father, and my grandmother. The person I am today and all that I have accomplished, as well as any positive impact I had in other people's lives, is thanks to them. They have taught me a great deal throughout my life, and always made clear that my development and needs were their top priority, ahead of their own. Their incredible strength, kindness and values shaped who I am today, and gave me a great knowledge, as well as an incredibly positive view on life. Particularly within the process of this dissertation, despite not being familiar with the topic, of methods, they always gave me the strength and encouragement to finish my dissertation, during an important period in my professional life.

I would also like to thank Ana Castro Guimarães, who has been my greatest inspiration, ever since I met her. With her, I have laughed, learned and imagined more than I thought was possible. Her incredible strength and knowledge are what pushed me to finish this dissertation, and what will inspire me and share great moments for years to come. Ana, I hope to spend the rest of my life with you.

I would also like to thank Kyryl Lakishyk, for being one of the most important people in my time in Catolica. He taught me, guided me, influenced me and inspired me like no other person in this stage of my life did. I am truly thankful for all the effort he had with me, not only as a student, but as a person. More than a great professor, Kyryl is a great friend of mine.

Finally, I would like to thank my advisor, Professor Cláudia Costa, for her guidance and help throughout this dissertation. She always showed a great commitment not only in helping me achieve my objectives, but also in always leading me to pursue the right direction, and opening new ways of thinking and looking into the subject. I will never forget the help she gave me along this process.

# Table of Contents

<b>ABSTRACT.....</b>	<b>I</b>
<b>RESUMO.....</b>	<b>II</b>
<b>ACKNOWLEDGEMENTS .....</b>	<b>III</b>
<b>TABLE OF CONTENTS .....</b>	<b>IV</b>
<b>TABLES INDEX.....</b>	<b>V</b>
<b>TABLE OF FIGURES .....</b>	<b>VI</b>
<b>1 INTRODUCTION.....</b>	<b>1</b>
1.1 TOPIC PRESENTATION .....	1
1.1.1 ACADEMIC AND MANAGERIAL RELEVANCE .....	1
1.1.2 ROLES OF OSS CONTRIBUTORS .....	3
1.1.3 MOTIVATIONS.....	3
1.2 PROBLEM STATEMENT .....	4
1.3 RESEARCH QUESTIONS.....	4
<b>2 LITERATURE REVIEW .....</b>	<b>5</b>
2.1 OPEN SOURCE SOFTWARE: DEFINITIONS & MODELS .....	5
2.1.1 COMMUNITIES AND NETWORK EFFECTS .....	6
2.1.2 NON-TECHNICAL CONTRIBUTIONS .....	6
2.2 OPEN SOURCE INDUSTRY .....	6
2.2.1 TYPES OF PROJECTS AND COMMUNITIES .....	6
2.2.2 PURE OPEN SOURCE VS OPEN SOURCE AS SUPPORT (THE BREATH OF THE OPEN SOURCE) .....	9
2.2.3 SUCCESS CASES BASED ON OPEN SOURCE PROJECTS.....	9
2.3 ROLE OF PARTICIPANTS .....	10
2.4 MOTIVATIONS: SELF DETERMINATION THEORY .....	12
2.5 INCENTIVES .....	15
<b>3 METHODOLOGY .....</b>	<b>17</b>
3.1 RESEARCH DESIGN .....	17
3.2 SAMPLING.....	17
3.3 PROCEDURE.....	18
3.3.1 INTRODUCTION .....	18

3.3.2	PARTICIPATION/INVOLVEMENT WITH OSS AND MOTIVATIONS .....	19
3.3.3	CONTEXT FOR OSS CONTRIBUTION.....	23
3.3.4	DEMOGRAPHICS.....	24
<b>3.4</b>	<b>VARIABLES .....</b>	<b>25</b>
3.4.1	ROLES WITHIN OSS COMMUNITY .....	25
3.4.2	MOTIVATIONS.....	25
3.4.3	PERSONALITY TRAITS.....	26
<b>4</b>	<b><u>RESULT'S ANALYSIS .....</u></b>	<b><u>28</u></b>
4.1	DATA CLEANING .....	28
4.2	SAMPLE CHARACTERIZATION .....	28
4.3	MEASURES: SCALES RELIABILITY.....	30
4.4	RESULTS.....	31
4.4.1	PARTICIPATION/INVOLVEMENT WITH OSS .....	31
4.4.2	MOTIVATIONS.....	35
4.4.3	REASONS TO PARTICIPATE FURTHER IN OSS PROJECTS .....	37
<b>5</b>	<b><u>CONCLUSIONS AND RECOMMENDATIONS.....</u></b>	<b><u>38</u></b>
5.1	CONCLUSIONS .....	38
5.2	LIMITATIONS AND FUTURE RESEARCH.....	38
<b>6</b>	<b><u>BIBLIOGRAPHY .....</u></b>	<b><u>40</u></b>
<b>7</b>	<b><u>APPENDICES .....</u></b>	<b><u>46</u></b>
7.1	ITEM DESCRIPTION & SURVEY .....	46
7.2	SAMPLE CHARACTERIZATION .....	54
7.3	APPENDIX 3 – CLUSTER ANALYSIS .....	56

## Tables Index

Table 1 - OSS Communities .....	8
Table 2 - Model of Motivations .....	14
Table 3 - Links to Online OSS Communities .....	18
Table 4 - Classification of respondents according to their contribution to OSS Projects.....	19
Table 5 - Construct of statements based on the motivation scale (von Krogh et al., 2012) ....	21
Table 6 - Roles inside OSS communities .....	22

Table 7 - Roles of Community Members (Nakakoji et al., 2002) / Construct of statements ..	25
Table 8 - Top 5 Countries of origin .....	29
Table 9 - Continent of Origin.....	29
Table 10 – Split between types of contribution .....	30
Table 11 – Cronbach’s Alpha – Internal consistency of scales used.....	30
Table 12 - Cluster Characterization .....	33
Table 13 - Top roles in Clusters.....	33
Table 14 - Motivations ANOVA - Variables with significant results .....	36
Table 15 - Reasons to participate further ANOVA - Variables with significant results .....	37

## Table of Figures

Figure 1 - Roles of OSS Project Contributors – (Nakakoji et al., 2002) .....	11
Figure 2 – The Self-Determination Continuum Showing Types of Motivation With Their Regulatory Styles, Loci of Causality, and Corresponding Processes (Ryan & Deci, 2000) .....	13
Figure 3- Ward's Method Dendrogram .....	32

# 1 Introduction

## 1.1 Topic Presentation

The technology industry has become a central part of the life of modern day consumers, and the value attributed to the industry's dominant players is rising to historical levels. Indeed, companies in this industry are being valued unlike companies in any other industry. As of today, we find that the 3 most valuable companies in the world (in market capitalization) are all tech companies: Apple, Alphabet (parent company to Google) and Microsoft (Forbes, 2016; Oremus, 2016). In fact, the rise in valuation of these companies has been so aggressive that all of them, as well as other tech players such as Facebook and Amazon, have at least doubled in Market Capitalization in the past five years (GoogleFinance, 2016).

One important attribute these companies all share, is their origin as software companies (Altair et al., 2004; Google, 2016b; Terrell, 2008), a trait that they all maintain to this day, mainly due to their mobile and desktop Operating Systems (Koch & Kerschbaum, 2014). While they have taken hardware as a more or less significant part of their operations, software drives and defines their innovation (Swisher & Walt Mossberg, 2007).

Open source software, a type of software that is developed while openly sharing the source code (human readable commands) (Hertel, Niedner, & Herrmann, 2003), was once the method to create niche and alternative products (Feller, 2005), but is now a major part in the development of key products of leading tech companies in the world. Google is a prime example in how software development can have mixed approaches, as well as how open source software can be incorporated into mass distribution products, such as the leading mobile Operating System (IDC, 2016), as well as the leading desktop internet browser (Applications.com, 2016).

### 1.1.1 Academic and Managerial Relevance

With the software industry becoming an increasingly competitive one, it is essential to find new ways to disrupt the status quo of the established products and companies as consumers view radical innovation as expected within the industry. Indeed, when analysing the computer industry, key differences emerge in their approach to the development of new products, both with high success rates in terms of raising market acceptance. Namely, two dominating mobile operating systems, iOS and Android (Gartner, 2016), come from

fundamentally different approaches to develop new products: Apple building upon its desktop OS Mac OS X (Honan, 2007), while Google used the Open source foundations of Linux to develop Android (Koch & Kerschbaum, 2014; Schmidt, Schmidt, Clausen, Camtepe, & Albayrak, 2008). It is therefore clear that the influence of OSS Projects is much greater than solely niche products, and can affect even some of the largest companies in the world (Forbes, 2016).

Traditionally, there have been two models of product development, taking into account these different approaches of developing products completely within the organization, or using external resources and communities to develop products (Hippel & Krogh, 2003). The “Private” model relies on internal development of new products (within the organization or group of people), and the appropriation of the benefits resulting from such development, which then allows the creator(s) to control the distribution and future development on the product that was created. This model allows the creator(s) to appropriate the benefits of such development, allowing them a more secure investment on its development, by keeping other companies from exploiting developments made through copyright protection. This model, however, does not maximize the society gains from such inventions, since a free and unfiltered use of the knowledge created would be preferable taking into account the shared benefits that are lost due to the invention being controlled by its creator(s), in addition to featuring a mores strictly defined team throughout time, it is hard to reach the benefits of using a broader community to participate in the project with a much wider skillset. The “Collective Action Model”, on the other hand, relies on the definition of “public goods” that are non-excludable, and instead of being given to firms, are accessible to the general public. This means that after a certain good is developed, the organization or people responsible for its development hold no control or appropriability for its future and distribution (Hippel & Krogh, 2003).

Open source Software (OSS) becomes particularly relevant, in a quest to find a model in this industry that differs from the classic “Private Investment” model, while not completely fitting in the description of “Collective Action Model”. The authors argue that OSS presents a new innovation model (Private Collective), which is able to combine the benefits and attributes of both the private and the collective innovation models. This model combines the factor of private investment, in projects where any skilled person can participate, helping the development of the project. However, the main benefit from this model stems from the fact that even though there is private investment behind the projects, anyone is free to reap the

benefits from the development of the project, whether by using the result from past projects in new ones, or by learning from participating in these projects.

### **1.1.2 Roles of OSS contributors**

Open source communities are characterized by the wide breadth of roles that its contributors can partake in, much like in a diversified structure within a company (Nakakoji, Yamamoto, Nishinaka, Kishida, & Ye, 2002). These communities are ultimately the decisive factor in the potential outcome of OSS projects, being responsible for offering a diverse range of skills and often without any direct financial compensation.

Because the success of OSS development is fully reliant on the contributions of the participants, an important topic to understand their success is to study participants' motivation to contribute. At a first glance, much of the development is performed by a group of highly qualified and not directly compensated contributors (von Krogh, Haefliger, Spaeth, & Wallin, 2012).

### **1.1.3 Motivations**

Several authors have discussed the various reasons why a participant is motivated to contribute to this type of project (Lakhani & Wolf, 2005; Lee & Kim, 2013; von Krogh et al., 2012). One distinction that is often made is between intrinsic motivations (Bitzer, Schrettl, & Schröder, 2007; Lakhani & Von Hippel, 2003; Lakhani & Wolf, 2005; Roberts, Hann, & Slaughter, 2006) and extrinsic motivations, namely financial rewards, such as later employment, bounties for completing a task or sponsorship and grants (Krishnamurthy, 2006; Krishnamurthy, Ou, & Tripathi, 2014).

Researchers have also delved into the organizations of jobs and functions within OSS, and what are the key responsibilities of the participants in such communities (Nakakoji et al., 2002).

Despite all the research developed on this topic, the relation between the role of a participant and their motivation to contribute to an OSS project has not yet been extensively used in the past. An exception is Latteman and colleagues (2008) who looked at motivation of participants, but the scope of the study was somewhat limited. Only three roles of users were reviewed, and the motivations that these participants were organized in 2 categories: intrinsic and extrinsic motivation. This way, it is not possible to appropriately segment more complex

roles that participants can have in these communities (Nakakoji et al., 2002), and relate them with wider and more elaborate motivations (Krogh and colleagues 2012). This represents a gap in literature and a topic about which is essential to investigate further. Knowing what the relation is between a contributor's motivation and their role in the community is paramount, since it allows the organizations to understand their contributors and develop incentives that better suit the needs of their group of contributors, based on their main needs (e.g. if the main necessity of an organization is to have more developers, they can design an incentive scheme created specific for this subset of the community). This will allow the organizations that lead these projects to optimize resources, by attracting the right skills in participants to best perform the tasks, given the needs that they have.

## **1.2 Problem Statement**

This research aims to study the various profiles of contributors within OSS communities, and how their motivations are related to each specific profile. With this information, organizations leading open source software projects can optimize their resources, in order to get more out of their communities, by optimizing incentive plans that are more attractive to the specific kind of contributors they are looking to attract, and their motivations.

## **1.3 Research Questions**

### **RQ1: How are contributors in open source software development characterized?**

This question aims to understand the profiles of contributors to OSS projects, namely the personality traits shared by these contributors, their main reasons to choose an OSS project, and their role within the OSS development process.

### **RQ2: What motivates a contributor to be a part of an open source community?**

This question aims to understand what are the key factors that lead a user to participate in an open source software project. How do members of an open source community benefit from participating, without actively being employed by the company/organization leading the project? Are they looking for internal satisfaction, or more external rewards?

### **RQ3: What are the most adequate incentives to motivate different members of a community to participate more actively in OSS communities?**

This research question aims to understand what can be used to get current contributors to invest more time/resources into their participation in the project.

## 2 Literature Review

The aim of this chapter is to summarize previous studies and findings in the existing literature, as well as to introduce the concepts and scales used and developed. The chapter will first approach the concepts related to Open Source Software, followed by the different kinds of participation and roles of contributors, and finally the motivations and incentives that lead these users to participate will be explored.

### 2.1 Open Source Software: Definitions & Models

Open source Software (OSS) is a specific branch inside software development, which greatly differs from traditional commercial software. In a traditional commercial software model, in a “Private Investment Model” (Hippel & Krogh, 2003), a company often invests private resources, and protects the end product by copyrighting the finished product, limiting distribution and the sale of that product, exceptionally distributing the software freely in the case of *freeware* (Corbly, 2014). The “Collective Model”, on the other hand, is defined by its non-excludability and non-rivalry, meaning the software is freely available to all users. Indeed, the source code (i.e. the human-readable commands) of a computer program is publicly available and usually shared via the Internet (Hertel et al., 2003; Lerner & Tirole, 2001).

“The basic Open Source software philosophy is extremely simple: when programmers are allowed to work freely on the source code of a programme, this will inevitably be improved because collaboration helps to correct errors and enables adaptation to different needs and hardware platforms.” (Bonaccorsi & Rossi, 2003)

In Open Source Software development, in a “Private-Collective Model” (Hippel & Krogh, 2003), the benefits of Private and Collective Models are combined, with contributors using private funds to develop the project (akin to development within the Private Investment Model), but then choose to freely distribute the end result through the internet.

The legal licenses of distribution compose an area where the difference of OSS Models, when compared to commercial software, is particularly noticeable. Following Richard Stallman’s (2002) initiative, the Free Software Foundation created the “general public license” (GPL), a legal paper assuring that once software was published under that license, the availability of the source code is guaranteed for all future enhancements. The Linux kernel is one example of software licensed under the GPL. (Hertel et al., 2003). This legal paper effectively defines

guidelines that can apply to OSS Projects, in order to avoid that every single project needs to review their distribution rights, since subscribing to the GPL allows the organizations leading the projects to have the legal component of their projects greatly simplified.

### **2.1.1 Communities and Network effects**

OSS thrive on communities of contributors, adding a wide array of skills to perform the various tasks. Therefore, growing the user base is a fundamental step to achieve the network effects required to make a product competitive (Lin, 2008). By keeping the product more accessible to the users, namely in terms of price, and using the expert knowledge of its contributors, open source projects find a way to attract more users, and therefore, more developers and contributors, to further improve the product.

### **2.1.2 Non-technical contributions**

Even though OSS projects are a thriving environment for people with technical knowledge and programming skills, there is still a large subset of people inside within these communities who do not possess technical skills, and but provide important development checks by assessing how usable or user-friendly the software is by using the product as end consumers (Bonaccorsi & Rossi, 2003). These contributors can become incredibly important for the process of new product development by identifying errors within the software (“bugs”), by using the software in its development stages. This in turn, will allow for a better and timely feedback process to the developers within the project.

## **2.2 Open Source Industry**

### **2.2.1 Types of projects and communities**

Although many of the projects are usually only accessible to highly qualified contributors (Bonaccorsi & Rossi, 2006), numerous OSS Projects are led by big companies that help distribute the result of these projects to a wider base of consumers. Two examples of this system are Chromium and Webkit, which create, respectively, the basis for two of the leading browsers in the market, Chrome and Safari, with a combined desktop browser market share of 55% (Apple, 2016; Applications.com, 2016; Google, 2016c). It is therefore clear that the influence of OSS Projects is much greater than solely niche products, and can affect even

some of the largest companies in the world, like Apple and Google (Forbes, 2016). Another key market where OSS software is absolutely determinant is that of web servers, in which the Apache Web Server, an OSS project created in 1995 (Apache, 2017), which is the product used in the hosting of approximately 45% of all active websites as of January 2017 (Netcraft, 2017).

Furthermore, the diversity in scope and nature of OSS Projects can be shown in Table 1, which includes a few examples of OSS Projects and their respective description, from smaller project management platforms like Sourceforge, to full Operating Systems like Ubuntu, or projects like Chromium and the Android Open Source Project, which pave the way for products with a much larger commercial distribution - in this case, Chrome and Android, the respective leaders in market share in internet browsers and mobile OSes (Applications.com, 2016; IDC, 2016).

Table 1 - OSS Communities

Community	Description	Type of project	Reference
<b>Sourceforge</b>	Sourceforge is an Online Open Source management platform, which allows contributors to develop, download, review, and publish open source software.	Software Project Aggregator	(Slashdot Media, 2016)
<b>Ubuntu</b>	Ubuntu is an operating system based on Linux with different versions for PC's, Servers and Smartphones/Tablets	Operating System	(Canonical, 2016; UbuntuForums, 2016)
<b>Chromium</b>	Chromium is an open source project, mostly known by one of its main byproducts, Google Chrome. Indeed, Chromium is the project in which the code that ultimately becomes Google Chrome is developed and compiled, based on the contributions of thousands of contributors.	Internet Browser	(Google, 2016c)
<b>OpenOffice</b>	OpenOffice is one of the biggest open source productivity suites, which directly rivals Microsoft Office, Apple's iWork, and Google Drive when it comes to the handling of documents, presentations and spreadsheets.	Productivity Application	(OpenOffice, 2016)
<b>Webkit</b>	Webkit is a rendering engine that up to recently, powered 2 of the biggest web browsers available, Google Chrome (which has since moved on to another rendering engine) and Safari (which is still based on Webkit).	Internet Browser	(Apple, 2016)
<b>Android Open Source Project</b>	The Android Open Source Project (AOSP) is the basis for Android, the most popular smartphone Operating System in the world, with an estimated 76.6% market share in Q4 2014 (IDC, 2016).	Mobile Operating System	(Google, 2016a)

### **2.2.2 Pure Open Source Vs Open Source as support (the breath of the open source)**

Having the knowledge of the various projects that exist and their different specifications, it is, therefore, important to differentiate on how these Open Source Projects are developed. In some cases, such as Ubuntu, and OpenOffice, Open Source Software is their beginning, middle and end. These are projects that can be called as “purely open”(West, 2003). The project is all about uniting the community around a team that organizes these efforts (Hippel & Krogh, 2003), with the main organization overseeing the efforts, often having a non-profit goal, with financial support often coming from donations (Krishnamurthy et al., 2014).

Another kind of Open Source Project consists of projects that are backed by big corporations as a mean to develop technologies that will later be used on consumer products, such as are the cases of Webkit and Apple’s Safari Web Browser (both on Macs, iPhones and iPads). Another case where this happens is with the Chromium project, which creates the foundations for what is developed to be the Chrome browser by Google, or Android Open Source Project, which is the basis for Android(Google, 2016a). These projects merely use the Open Source communities as a support to the end product, since part of the development happens in a more closed manner, within these private for-profit corporations. This is such the case for Google Chrome, where the “base” source code is developed under the Chromium project, and Google then builds up on additional features, and packages the software as Google Chrome (Google, 2016c).

One of the most important decisions any organization developing software can make concerns the process that will lead to its development. This decision can make a company go for a route of appropriation, and previously described as the “Private Investment” model, where both for internal development and its proceedings stay within the control of the organization (Hippel & Krogh, 2003). Alternatively, an organization can choose to make its source code open, and allow for contributors outside of the organization to participate in the programming process, which can be done based on tasks needed to complete the project that might otherwise not be fulfilled (Shah, 2006). By stimulating a transparent platform, companies look forward to widen their user base, which will in turn attract more talented developers (West, 2003).

### **2.2.3 Success cases based on Open Source Projects**

In 2007, the most popular operating systems were BBOS and Symbian, respectively the operating systems for Blackberry and Nokia smartphones (“Global market share of

smartphone operating systems,” 2007), the year in which the iPhone was launched. In that year, predicting that the most popular mobile OS would soon become one that was based upon an Open Source Project would seem absurd. At the time, the best sample for success in terms of Open Source operating systems was Ubuntu, and other Linux distributions, that all combined formed a mere single digit share of the desktop Operating System market (Applications.com, 2008).

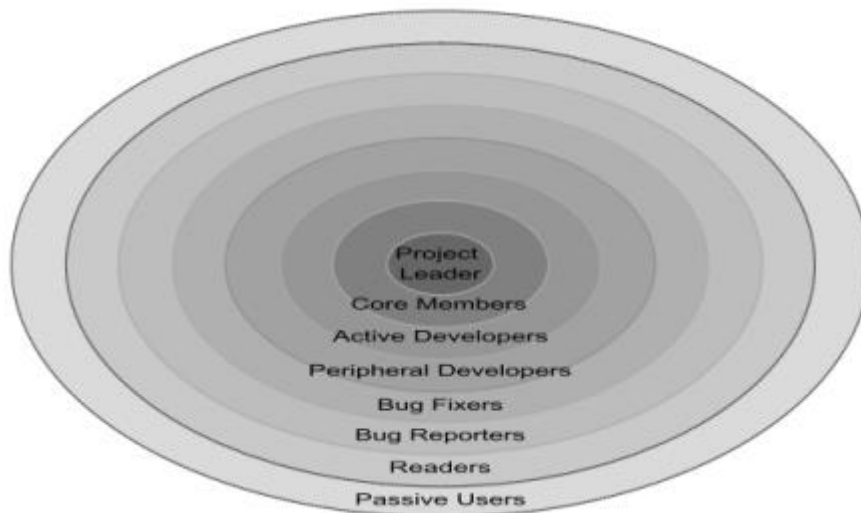
Today, Open Source is a useful strategy, not only for small communities that want to fight the prowess of big companies like Apple, Google, or Microsoft, but also for these large companies themselves, as previously mentioned in the examples of Chromium and Webkit. When being used as a supporting tool in an overall strategy, instead of it being the major strategy, open source projects have proven their usefulness in diverse contexts, whether with or without the participation of major companies within the industry. Therefore, it becomes clear that OSS projects have potential beyond niche and alternative products, and go as far as being the method of choice for large companies to develop some of their main projects, and commercial software that can have a dominating presence within the tech industry, such as the case of the Apache Web Server (Netcraft, 2017).

### **2.3 Role of Participants**

The nature of OSS projects explains the multitude of functions and tasks that members assume when interacting in for the community (Von Krogh, Spaeth, & Lakhani, 2003):

1. Contributors can be active programmers, helping with the coding process, in a process that requires the user to have a very technical knowledge (Von Krogh, Spaeth, & Lakhani, 2003).
2. Contributors can also install versions of the software that are not ready for a “stable release”, testing the unfinished software on their devices (Raymond, 2005), and providing feedback on possible “bugs”, aspects where the software isn’t working as intended and further work must be done in order for the software to be prepared for a “stable release”.
3. Members can as well provide assistance to other users of the product, by delivering “high quality field support” on issues that other users may be experiencing, whether due to lack of experience with the product, or to technical problems with the software (Lakhani & Von Hippel, 2003).

Nakakoji and colleagues (2002), suggested a different approach to categorize the roles within OSS communities. The authors defined 8 roles with an order of more important roles to the more peripheral ones: “Project Leader”, “Core Member”, “Active Developer”, “Peripheral Developer”, “Bug Fixer”, “Bug Reporter”, “Reader”, and “Passive User”.



*Figure 1 - Roles of OSS Project Contributors – (Nakakoji et al., 2002)*

In this study, “Project Leader” and “Core Member” describe coordination roles, in which a contributor either guides and overviews the development of a certain part of the project (“Core member”), or the whole project (“Project Leader”). Following these, there are 2 roles for software developers, depending on a more active contribution (“Active Developer”) or a more irregular contribution (“Peripheral Developer”). Complementary to these roles, are the next two roles, of users that find and correct bugs, differentiating on a role that corrects the bugs found (“Bug Fixer”) and one that merely finds and reports them (“Bug Reporter”). Finally, the two most marginal positions, for users that simply use the software as if it was any other commercial product (“Passive Users”), and those that beyond using it make an effort to read source code and/or read the source code of the same.

To assess the extent to which users participate in open source communities, is to measure their contributions by the hours that they spend in each of these projects. A study on Sourceforge (an online platform that allows software developers to both host their projects and to contribute to projects posted by other developers) found that, on average, contributors spent 7,5 hours on the main project they devoted time to, while spending 14 hours total on all the projects they contributed to (Lakhani & Wolf, 2005).

## 2.4 Motivations: Self Determination Theory

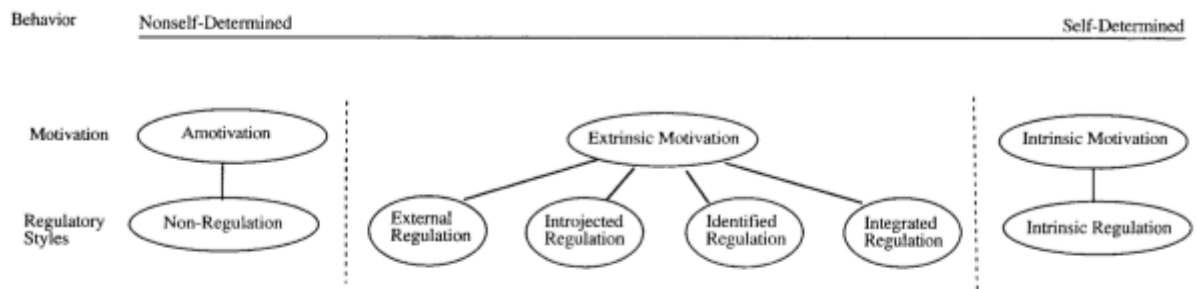
The motivations to participate in OSS Projects have been a thoroughly discussed topic in literature, particularly since the early 2000's (Bonaccorsi & Rossi, 2006; Feller, 2005; Hann, Roberts, Slaughter, & Fielding, 2002; Lerner & Tirole, 2001; Nakakoji et al., 2002; von Krogh, 2003). There was a wide array of methods to approach the different motivations that OSS contributors may have. The earlier approach was to split motivations into Intrinsic and Extrinsic motivations (Krishnamurthy, 2006; Lakhani & Wolf, 2005; Roberts et al., 2006).

Intrinsic motivations originate from an act itself, and what it fulfils to the person who is performing it, like the fun, satisfaction or sense of community one gains when performing such an act. Extrinsic motivations, on the other hand, are external to performing the act itself, and deal usually with a form of reward, whether monetary, or in the form of recognition, career opportunities, etc. (Krishnamurthy, 2006; Roberts et al., 2006). In these studies, the distinction is made in a relatively simplified manner, in which contributors to OSS Projects can have either intrinsic motivations, more based in the self-enjoyment that contributors experience, such as creativity or intellectual stimulation, or extrinsic motivations, more obvious rewards relating rewards in their career or other external rewards they might receive, chiefly monetary compensation.

*“For intrinsically motivated behavior, there is no apparent reward but the behavior itself.”*

(Siegwart Lindenberg, 2001)

When analysing intrinsic motivations, one of the most important tools when connecting users' values with their motivations to join this kind of project, is the Self-Determination Theory. Self Determination Theory studies the motivation for individuals to take actions, not due to external incentives, but due to their own intrinsic motivation (Ryan & Deci, 2000). Self Determination Theory has been used in papers related to motivation in other industries, but has been an important point of discussion for motivations within software development in past research (Ke & Zhang, 2010; Krishnamurthy et al., 2014; Lee & Kim, 2013; von Krogh et al., 2012; Xu & Li, 2015).



*Figure 2 – The Self-Determination Continuum Showing Types of Motivation With Their Regulatory Styles, Loci of Causality, and Corresponding Processes (Ryan & Deci, 2000)*

According to figure 2, behaviour is characterized in a continuum, from non-self-determined to self-determined. The end point of the scale indicates interest, enjoyment, and inherent satisfaction in the individual, which removes the need of external incentives as a primary reason to join a project such as open source development.

In order to study the motivations of members to participate in an OSS community, there is an important distinction to make between intrinsic and extrinsic motivation. While testing the effect of both intrinsic and extrinsic motivations, Lakhani and Wolf (2005) found the following 3 intrinsic motivations to be the most relevant to the participants: “Creativity felt during the contribution to a project”, “Intellectual stimulation”, “Self-improvement of code writing abilities”. However, motivations can also be divided amongst a more complex combination of extrinsic and intrinsic motivations. In a study conducted by von Krogh and colleagues (2012), it was argued that motivations can actually be divided into three main categories: “intrinsic”, “internalized extrinsic”, and “extrinsic”. In their construct, they analysed the work made in 38 other studies to get to the reasons inside these 3 categories, as can be seen in the table below:

Table 2 - Model of Motivations

Category (von Krogh et al., 2012)	Motivations (von Krogh et al., 2012)
Intrinsic	Ideology
	Altruism
	Kinship
	Fun
Internalized Extrinsic	Reputation
	Reciprocity
	Learning
	Own-use
Extrinsic	Career
	Pay

Taking into account the nature of OSS projects, where many people contribute without any apparent reward or compensation, a question arises about what may be attributed simply to altruism. However, this explanation might seem more logical for people who work on these projects on their spare time, instead of those who devote more considerable resources of time and intellect (Bonaccorsi & Rossi, 2003).

Another study focusing on the intrinsic motivations (Bitzer et al., 2007) separates this type of motivations into three main drivers:

- a) the need for a particular software solution, i.e. the phenomenon of user-programmers;
- b) the fun of play, i.e. some form of homo ludens payoff;
- c) the desire to give a present to the programmer community, i.e. a gift benefit.

There is a match between personal values and the motivations for contributing. Therefore, there are different intrinsic values that an individual has, which will lead them to find motivation in different reasons to contribute to the development of an open source product (Oreg & Nov, 2008).

An alternative perspective on OSS motivations deals with extrinsic motivations. Lerner and Tirole (2002) were amongst the first to explore this kind of motivation in OSS projects, arguing that contributors to these projects did so based on immediate and/or delayed payoff. In the immediate payoff, they covered the improvement in their technical abilities (namely to write code), as an opportunity to be able to perform better at one's job for those who were

employed in related industries. Concerning the delayed payoff, the study approached career advancements as the main motivation, since a software developer (the main target of this study) who contributed to this kind of project would be able to receive advantageous job offers, both in a commercial industry, and in OSS Projects. More recently, Ke and Zhang (2010) also studied extrinsic motivation, defining extrinsic motivations as possible financial benefits coming straight from the software development, or the career advancement it could bring in the future.

The model developed by von Krogh and colleagues (2012) was chosen in the present dissertation to develop research on the topic of motivation. This choice was due mostly to the complexity and depth this model presented, comparing the remaining and previously discussed models. This model allowed for a more intricate categorization of motivations by contributors, while at the same time allowing for a balance and link with Self Determination theory, and its range of Intrinsic and Extrinsic motivations.

## **2.5 Incentives**

In order for organization to be successful in reaching and stimulating their communities, incentives play an important role in making this connection. Incentives can both complement intrinsic motivation to participate in a project, as well as become a main reason why a contributor would participate in a certain project (Hann et al., 2002).

“To encourage private investment in innovation, society grants innovators some limited rights to the innovations they generate via intellectual property law mechanisms such as patents, copyrights, and trade secrets. These rights, in tum, assist innovators in getting private returns from their innovation-related investments” (Arrow 1962, Liebeskind 1996, Dam 1995 in Hippel & Krogh, 2003, p. 212)

This is not to say that external incentives cannot play a role, even in individuals that are Self-Determined. The key here is also to find the role of external incentives, even if they are not the primary motivator. Therefore, incentives can work as an enhancer to the motivation that the user already experiences on his or her own (Roberts et al., 2006).

The role of incentives becomes particularly important, when the relationship between contributor and company responsible for the open source product is not that of employer/employee, since there is not a direct compensation of a salary to participate in the projects. While there is a tendency for many users to contribute to OSS projects without the need for rewards or compensation, incentives still play a role in this kind of project. Indeed,

there have been several types of incentives studied regarding OSS contribution (Atal & Shankar, 2015; Hann et al., 2002; Lindman, Juutilainen, & Rossi, 2009). Economic incentives, in particular, are relevant when researching OSS contribution. Economic incentives can consist of monetary rewards for participation (Krishnamurthy et al., 2014), as well as an economic value of the experience gathered while contributing to this kind of project, and the possible future returns it might lead to (Hann et al., 2002).

Krishnamurthy and colleagues (2014) researched the effects of monetary rewards in OSS development. One of their main conclusions is that motivations for developers to contribute to OSS has a great variation, from contributors stating that “open source developers shouldn’t be paid”, to contributors stating that the monetary reward, in particular in the form of donations, is the “most satisfying compensation” (since it meant the users were valuing something they could get for free, instead of a paid alternative). The authors related acceptance of monetary rewards with intrinsic and extrinsic motivations, as well as ideology and community motivation, and found that greater levels of both intrinsic and extrinsic motivation lead to a higher propensity to accept the monetary rewards.

Furthermore, other returns from participating in OSS projects can be analysed from an economic perspective. This topic has been researched considering two other possible motivations, the “career concern incentive” and the “ego gratification incentive” (Lerner & Tirole, 2002). Particularly in the case of the “career concern incentive”, contributors to OSS projects often assess time spent in the project as an investment in order to gain skills and develop knowledge that will allow them to either receive improved job offers in the future, participate in commercial open source projects, or have access in the future to the venture capital market, while the “ego gratification incentive” concerns peer recognition, through the appraisal of one’s work by other members of the community.

## **3 Methodology**

### **3.1 Research Design**

The main objective of this dissertation is to identify the profiles of members and their contributions to OSS projects, and how profiles relate to their motivations to contribute to OSS Projects. Given the exploratory nature of this study, we used a web survey to reach out to these contributors, Furthermore, past studies used the survey as the preferred method (Choi & Pruett, 2015; Krishnamurthy et al., 2014; Lakhani & Wolf, 2005). A web survey has the advantages of being able to reach a very large target audience, since our target is spread around numerous countries. This method also allows to spread the study much more easily and faster amongst the communities, allowing for a more diverse sample. It also permits for a complete customization of the questions each respondent is subjected to, based on previous answers and users' characteristics.

As for the disadvantages, an online survey does not allow to select or control who answers the survey neither their credibility to do so. In order to overcome this disadvantage, there were a number of questions implemented in the survey to assess demographic data, knowledge about the topic, past participation in this type of projects and even a control question to test respondents' attention in the survey (see appendix 1).

### **3.2 Sampling**

This study has the objective of identifying active contributors within OSS communities. However, their activity can be independent from a formal organization, so there is no bind to an organization, or an association with centralized data about contributors that can be accessed to distribute the survey.

Due to the nature of participation (primarily online activity) (Singh & Holt, 2013), we started by identifying discussion forums for OSS Projects, such as groups in social networks as well as other communities attended by this kind of participants. We targeted participants with a survey distributed in Social Networks and Forums where the main topic of discussion were topics related to OSS. The communities where the survey was posted are featured in the following table:

Table 3 - Links to Online OSS Communities

Type	Link	Size (number of participants)
Reddit	<a href="http://www.reddit.com/r/linux">www.reddit.com/r/linux</a>	242 374
	<a href="http://www.reddit.com/r/opensource">www.reddit.com/r/opensource</a>	43 189
	<a href="http://www.reddit.com/r/programming/">www.reddit.com/r/programming/</a>	741 700
	<a href="http://www.reddit.com/r/FreeCodeCamp/">www.reddit.com/r/FreeCodeCamp/</a>	24 127
Forums	<a href="http://www.ubuntuforums.org/">www.ubuntuforums.org/</a>	2 053 289
	<a href="http://www.linuxforums.org/">www.linuxforums.org/</a>	231 023
Facebook Groups	<a href="http://www.facebook.com/groups/ubuntudevelopers/">www.facebook.com/groups/ubuntudevelopers/</a>	60 317
	<a href="http://www.facebook.com/groups/206802742684099/">www.facebook.com/groups/206802742684099/</a>	52 486

### 3.3 Procedure

The web survey was developed and distributed using Qualtrics software and it was targeted at OSS participants. The survey was pre-tested with 4 respondents, 3 men and 1 woman, all with different technical knowledge and a different past contribution to these Projects, in order to have feedback about all the sections of the survey, since there were specific questions that were only displayed if the respondents had some characteristics (example: Past and current contribution to OSS). The pre-test was fundamental to assure the survey was clear and completely understood by the participants. It was also crucial in order to test all the different questionnaire paths.

The survey was available in English and included five different sections: Introduction, Participation/Involvement with OSS and Motivations, Context for OSS contribution, and Demographics.

Participants received an incentive to take part in the survey, with the offer of a 30\$ Amazon Gift Card to a random survey respondent.

#### 3.3.1 Introduction

The first section, explained the objective of the study and informed respondents about the incentive of participating in a lottery for an Amazon Gift Card in the Value of 30\$ (defined this way due to the mostly expected American audience).

Then, respondents were asked to identify their familiarity with OSS, in the form of a multiple-choice question; they could choose from the following statements: “I’ve participated in some projects with OSS”, “I am very familiar, but never participated”, “I am somewhat

familiar with the term”, “I don't know anything about OSS”, with an additional option of “Not Sure”.

### 3.3.2 Participation/Involvement with OSS and Motivations

The next section evaluated the participation and involvement of respondents with OSS projects. The first two questions dealt with the current and past participation of respondents (“Are you currently participating in a software development project that could be considered an open source Software?” and “In the past (not considering the projects in which you are currently involved), have you participated in OSS projects?”, where users could answer “No” or the number of projects in which they were involved (interpreted as a “Yes”, since they participate in 1 or more projects). These two questions approached both the past and the present contributions and led to the first classification of each respondent, according to the response in each of these two questions, according to table below.

*Table 4 - Classification of respondents according to their contribution to OSS Projects*

<b>Current Participation</b>	<b>Yes</b>	Current Contributor	Past and Current Contributor
	<b>No</b>	Non-Contributor	Past Contributor
		<b>No</b>	<b>Yes</b>
		<b>Past Contribution</b>	

This way, each user was classified as one of *Non-Contributor*, *Current Contributor*, *Past Contributor* or *Past and Current Contributor*. This was crucial to define the paths of the survey, since there were questions that were only displayed to some of these groups of respondents. *Non-Contributors* were particularly affected, since they were not shown any of the questions related to the contribution in OSS projects, since it would not be applicable. Hence, the remaining questions of this section were only displayed to *contributors* (current and/or past).

Following the split, the respondents (who are/were *contributors*) were asked “How many years would you say you have been contributing to the OSS projects in any form?”, with the answer in the form of inputting the number of years. This allowed to broadly assess the experience that each respondent had in this field.

Next, respondents were asked about their motivations to participate in OSS projects (“Considering the reasons why you contribute to OSS Projects, please state how much you agree with the following sentences”). For this purpose, a construct scale was developed, based on the findings of von Krogh and colleagues (2012), and their classification of 10 motivations to participate, spread throughout 3 categories (“Intrinsic”, “Internalized Extrinsic”, and “Extrinsic”). Respondents were asked to classify several statements (from 1 - “Strongly disagree” to 7 – “Strongly agree”) listed in the table below.

Table 5 - Construct of statements based on the motivation scale (von Krogh et al., 2012)

Category (von Krogh et al., 2012)	Motivation (von Krogh et al., 2012)	Statement Construct (adapted from von Krogh et al., 2012)
Intrinsic	Ideology	I contribute to OSS projects because software shouldn't just be developed by large corporations.
	Altruism	I contribute to OSS projects to share my knowledge with the community.
	Kinship	I contribute to OSS projects because I feel a connection with the other members of the community.
	Fun	I contribute to OSS projects because contributing is fun.
Internalized Extrinsic	Reputation	I contribute to OSS projects because it can improve my reputation.
	Reciprocity	I contribute to OSS projects because I use these projects and feel like I need to give back.
	Learning	I contribute to OSS projects to learn more about software/programming.
	Own-use	I contribute to OSS projects to use the developed products later, or to use part of the code for my own projects.
Extrinsic	Career	I contribute to OSS projects to improve my career.
	Pay	I contribute to OSS projects to get a monetary reward.

The aim of this question was to assess the importance of each statement in participants' contribution, which corresponded to a particular motivation (e.g. "Ideology", "Reputation", "Career"). Furthermore, the objective was also to assess each category of motivations ("Intrinsic", "Internalized Extrinsic", and "Extrinsic") for each respondent.

Subsequently, respondents (still only directed at *contributors*) were asked about their role within the community. This step consisted of two questions with the objective of classifying each user according to the roles of OSS communities defined by Nakakoji and colleagues

(2002). In their work, contributors had eight possible roles within an OSS community; eight statements were constructed within this study to describe each of these 8 roles, according to the authors' descriptions. However, in order to guarantee the best possible choice by the respondents, by understanding the kind of work corresponding to each role, four categories were adapted (composed by two roles each), and each of these was given a corresponding statement. This way, each respondent first chose a sentence corresponding to a category of role (e.g. "Coordinator Role") and was in the following question displayed the roles corresponding to that category (e.g. "Project Leader" and "Core Member"), as can be seen in the table below.

*Table 6 - Roles inside OSS communities*

<b>Category Role</b> (adapted for the present study)	<b>Category Statement</b> (developed for the present study)	<b>Roles of Community Members</b> (Nakakoji et al., 2002)	<b>Role Statement</b> (developed for the present study)
Coordinator Role	I coordinate the project across the different stages of development.	Project Leader	I am the person in charge of coordinating the whole project.
		Core Member	I coordinate a specific part of the project.
Developer Role	I write code / program to add new features / functionality to OSS Projects.	Active Developer	I actively spend time every week writing code / adding new features.
		Peripheral Developer	I contribute when I have time, which doesn't happen on a regular basis.
Bug Role	I report / work on bugs found in the software.	Bug Fixer	I write code to fix bugs that I find / bugs that are reported.
		Bug Reporter	I try OSS software, and find and report bugs that I find in the software.
Passive Role	I use the software, but don't report errors, or write code.	Reader	My participation in OSS Projects is done by using the finished programs, as well as reading the source-code.
		Passive User	My participation in OSS Projects is done by using the finished programs.

Following this classification, respondents were asked about their focal project (i.e. the one where they focus most of their attention). First, they were asked to estimate what percentage of their time they dedicated to their focal project, as well as the percentage of time allocated

to all other projects combined, in an answer with number input, and adding up to 100%. Furthermore, they were then inquired about the reasons why they chose to dedicate most of their time to that particular project. This question was constructed using 8 statements (e.g. “My focal OSS Project has more users than other projects”, “My focal OSS Project is my profession”, “My focal OSS Project is a product I am looking forward to using”), and a scale of 1 (“Strongly disagree”) to 7 (“Strongly agree”). At last, and concerning the focal OSS project, each respondent was asked to input the name of their focal OSS project, being this the only question of the survey without forced response.

Thereafter, respondents were questioned about their involvement with OSS; firstly, respondents were asked (“Considering your future involvement with Open Source Software development projects, which of the statements below better describes your motivation?”) to state if they planned to be more involved (“In the future, I plan to be involved much more with Open Source Software.”), less involved (“In the future, I plan to be involved much less with Open Source Software.”), or about the same (“In the future, I plan to be involved about the same with Open Source Software.”).

Afterward, respondents were asked about the potential reasons that would lead them to increase their contribution to OSS projects (“Considering your personal and professional reasons to participate in Open Source Software projects, what would lead you to participate more in OSS Projects?”). They did so by classifying to what level they agreed with 5 statements in a scale of 1 (“Not at all”) to 7 (“Very Much”). Besides these statements, users were also asked to classify an “Other” option. For the respondents that classified “Other” as more than 1, an extra question asking to input in text what other reasons would lead them to participate more in OSS projects was displayed.

### **3.3.3 Context for OSS contribution**

In the fifth section, the first two questions worked as a control factor for the impact of the respondents’ professions on their contribution to OSS projects. The first question (“What is the main reason that leads you to participate in OSS projects?”) assessed if they contributed because of professional reasons (“Work need”, “Non-work need” or “Both”), whereas the second question (“Do you work in a software related industry or have a job where Software development is relevant?”) assessed if their knowledge was influenced by their profession, even if their reason to participate was not.

The following two questions concerned the personality of the respondents, in order to assess their natural propensity to take part in some specific tasks in OSS. The first question (“Considering your personality, how well do the following statements describe you?”) asked respondents to classify the following seven statements in a scale of 1 (“Strongly disagree”) to 7 (“Strongly agree to 7”): “I enjoy helping others.”, “I enjoy solving problems.”, “I enjoy earning respect in virtual communities.”, “It is important for me to be a good community participant.”, “I like to work on issues that are important to my field.”, “I like to try new things.”, “My friends and colleagues rely on my advice.”. The second question (“Have you ever done any of the following?”) concerned more personal habits, also with the objective of finding if some of these habits were related to people who partake in particular tasks of OSS. This question asked for respondents to select all of the options that applied: "Supported anyone on Patreon (or similar)", "Supported a Kickstarter Campaign", "Contributed on Reddit", "Written on Medium", "Have my own blog", "Created Video tutorials", "Created online tutorials (non-video formats)", "Made or edited entries in Wikipedia", "Other", or "None of the above".

Finally, respondents were inquired about their relation with programming/writing code in two questions. The first one (“Do you know how to do programming/write code?”) was a simple “Yes”/“No” question with respondents being asked to reveal what programming languages they knew in case of a “Yes”. The second question (“Please indicate to what extent do you agree with the following statements”) dealt with involvement with programming, in the form of a 1 (“Strongly disagree”) to 7 (“Strongly agree”) scale on the two following statements: “I am likely to lose track of time when programming.” and “I am likely to devote an extra hour in the day to programming.”.

### **3.3.4 Demographics**

Finally, the last section was composed by a set of demographic questions to characterize our sample. It included questions about the respondents’ gender, year of birth, level of education, and household income. Participants who wanted to get the chance of winning the voucher were given a space to write their personal e-mail. In the good spirit of OSS, respondents who wanted to receive the final dissertation were given an extra space to add their e-mails.

### 3.4 Variables

#### 3.4.1 Roles within OSS community

To classify the participation of contributors, the respondents were asked questions to be placed on one of the roles as defined by Nakakoji and Colleagues (2002b), as described in the following table:

*Table 7 - Roles of Community Members (Nakakoji et al., 2002) / Construct of statements*

<b>Roles of Community Members</b> (Nakakoji et al., 2002)	<b>Statement</b> (construct developed for the present study)
Active Developer	I actively spend time every week writing code / adding new features.
Project Leader	I am the person in charge of coordinating the whole project.
Peripheral Developer	I contribute when I have time, which doesn't happen on a regular basis.
Core Member	I coordinate a specific part of the project.
Bug Reporter	I try OSS software, and find and report bugs that I find in the software.
Bug Fixer	I write code to fix bugs that I find / bugs that are reported.
Reader	My participation in OSS Projects is done by using the finished programs, as well as reading the source-code.
Passive User	My participation in OSS Projects is done by using the finished programs.

#### 3.4.2 Motivations

Regarding the motivations, the main goal was to assess what the main motivation was for each contributor to participate in OSS projects. The basis for the range of motivations was taken from a study made by Krogh and colleagues (2012), which has 10 different motivations, split into 3 different categories.

Table 8 - Motivations and categories (von Krogh et al., 2012)

<b>Category</b> (von Krogh et al., 2012)	<b>Motivations</b> (von Krogh et al., 2012)
Intrinsic	Ideology
	Altruism
	Kinship
	Fun
Internalized Extrinsic	Reputation
	Reciprocity
	Learning
	Own-use
Extrinsic	Career
	Pay

### 3.4.3 Personality Traits

In order to control the behaviour of other variables, namely the motivations for one to contribute to OSS projects, a construct scale was developed. This scale is composed of 7 statements, in which the first 3 were adapted from a study developed by Constant and colleagues (1996), with the remaining 4 statements being added, based on behaviours that are commonly seen in OSS contributors.

Table 9 - Personality traits (Constant, Sproull, & Kiesler, 1996)

Source	Personality Traits Statements
Adapted from (Constant et al., 1996)	I enjoy helping others.
	I enjoy solving problems.
	I enjoy earning respect in virtual communities.
Construct developed for this study	It is important for me to be a good community participant.
	I like to work on issues that are important to my field.
	I like to try new things.
	My friends and colleagues rely on my advice.

## **4 Result's Analysis**

### **4.1 Data Cleaning**

The first step when analysing the database was to proceed to data cleaning, with multiple criteria to remove respondents who did not fill the survey in the desired way. A total of 272 participants started the online questionnaire. From these, 5 respondents were deleted after being identified as test runs and 141 respondents were excluded from analysis due to an incomplete participation in the survey (as identified by Qualtrics in the standard “Finished” results column). Finally, a control variable was included (“Just to make sure you are reading this, please select 1 in this option”), and 10 of the remaining respondents also did not answer correctly. The final sample considered for analysis was composed by 116 respondents.

### **4.2 Sample Characterization**

The final sample of 116 people, has a predominantly male composition (92% men and 8% women). The average age is 31.77 years ( $SD=11.98$ ), with the segment of 26-35 years old representing 46% of the total respondents. These results are consistent with a survey composing 56 003 developers (StackOverflow, 2016), from which 92,8% were men, and the average age was of 29,6 years. The sample is composed by respondents from 32 countries (See Table 9), in 5 different continents (See Table 10). The majority of respondents reside in America (54%), with the USA being the most represented country (42%). The top 5 of countries is spread throughout America, Europe and Asia, and amounts to 64% of the total respondents. Finally, concerning Household Income, the median is placed in the “40 000 US\$ – 49 000 US\$” range. The most represented ranges were “Less than 30 000 US\$” with 34% and “100 000 US\$ or more” with 19%. Furthermore, 54% of respondents had a Household Income of 50 000 US\$ or less (see appendix 2 for further results).

Table 10 - Top 5 Countries of Origin

Continent	Country	N	Cumulative Percentage
America	United States of America	48	41,7%
America	Canada	8	48,7%
Europe	United Kingdom of Great Britain and Northern Ireland	7	54,8%
Europe	Germany	5	59,1%
Asia	India	5	63,5%

Table 11 - Continent of Origin

Continent	N	Percent
America	62	54%
Europe	36	31%
Asia	11	10%
Africa	3	3%
Oceania	3	3%

Respondents were then split in four categories, according to their past and current contribution to OSS projects. If a respondent has contributed both currently and in the past, they were classified as “Past and Current Contributor”. If a respondent only contributed currently or in the past, they were classified, respectively, as "Current Contributor” or “Past Contributor”. If they did not actively contribute to the development of any OSS projects, they were classified as “Non-Contributor”.

Table 12 – Split between types of contribution

<b>Current Participation</b>	<b>Yes</b>	Current Contributor (10,3%)	Past and Current Contributor (40,2%)
	<b>No</b>	Non-Contributor (24,8%)	Past Contributor (23,9%)
		<b>No</b>	<b>Yes</b>
		<b>Past Contribution</b>	

### 4.3 Measures: Scales Reliability

We used Cronbach’s Alpha to evaluate the internal consistency of each of the scales used. Using this method, a minimum value of 0,7 is considered “acceptable” to evaluate the consistency of a scale (UCLA, 2017). The scale of “Motivation to participate in OSS” had the best result of all the scales with an internal consistency of 0,755. Since deleting an item from this scale would not significantly improve its internal reliability, the scale was left with the original number of items. As for the other 3 scales, “Reasons to choose Focal OSS Project” was deemed to be “poor”, with the 2 remaining scales deemed to be questionable. An item was removed from both “Reasons to choose Focal OSS Project” and “Reasons to participate more”, as it significantly increased the internal consistency of each of these scales.

Table 13 – Cronbach’s Alpha – Internal consistency of scales used

<b>Scale</b>	<b>Items</b>	<b>Cronbach's alpha</b>	<b>Cronbach's alpha if item deleted</b>	<b>Items deleted</b>	<b>Final number of items</b>
Motivation to participate in OSS	10	0,755	0,773	0	10
Reasons to choose Focal OSS Project	8	0,566	0,603	1	7
Reasons to participate more	6	0,612	0,652	1	5
Personality Traits	7	0,669	-	-	-

## 4.4 Results

### 4.4.1 Participation/Involvement with OSS

#### 4.4.1.1 Clusters Identification

Given the objective of creating the different profiles of contributors to OSS projects, it is essential to know how these are grouped. This way, a cluster analysis was run to characterize the different profiles of contributors to OSS projects.

In order to run this analysis, two groups of variables were used, with the objective of forming several groups of respondents, totalling 15 items. The first group of variables dealt with the personality traits of each respondent, in an OSS context, amounting to 7 total statements (e.g. “I enjoy helping others.”, “I enjoy solving problems.”). In addition to this group, it was crucial to evaluate the reasons why a person would join an OSS community and their choice of projects. Thusly, a second group looked at the main reasons to choose their focal OSS project (the one they are the most dedicated to), in a total of 8 statements (see appendix 3 for the factors used in the clusters analysis).

The chosen method to run the cluster analysis was hierarchical, due to the greater flexibility than other methods (e.g. two step cluster, k-means cluster) in choosing the number of clusters according to the distance between grouping cases (Malhotra & Birks, 2006).

Within hierarchical, Ward’s method was used, since it presented the advantage of performing the clusters addition in such a way to reduce the overall distance between clusters, instead of only the distance between its centroids. Ward’s method also has the characteristic of being an agglomerative method, which starts with individual cases, joining them in clusters based on the squared Euclidian distance (Malhotra & Birks, 2006). This method then repeats the same procedure for clusters in a way that combines clusters step-by-step until there is a single cluster. Subsequently, it is essential to define the number of clusters. One of the methods available to make this choice is to evaluate the distance at which clusters are combined. In the dendrogram represented in the figure below, it becomes clear that after the step with 4 clusters, the clusters mergers happen at much greater distances that in the previous levels. Thus, a 4 clusters solution was chosen as the final division.

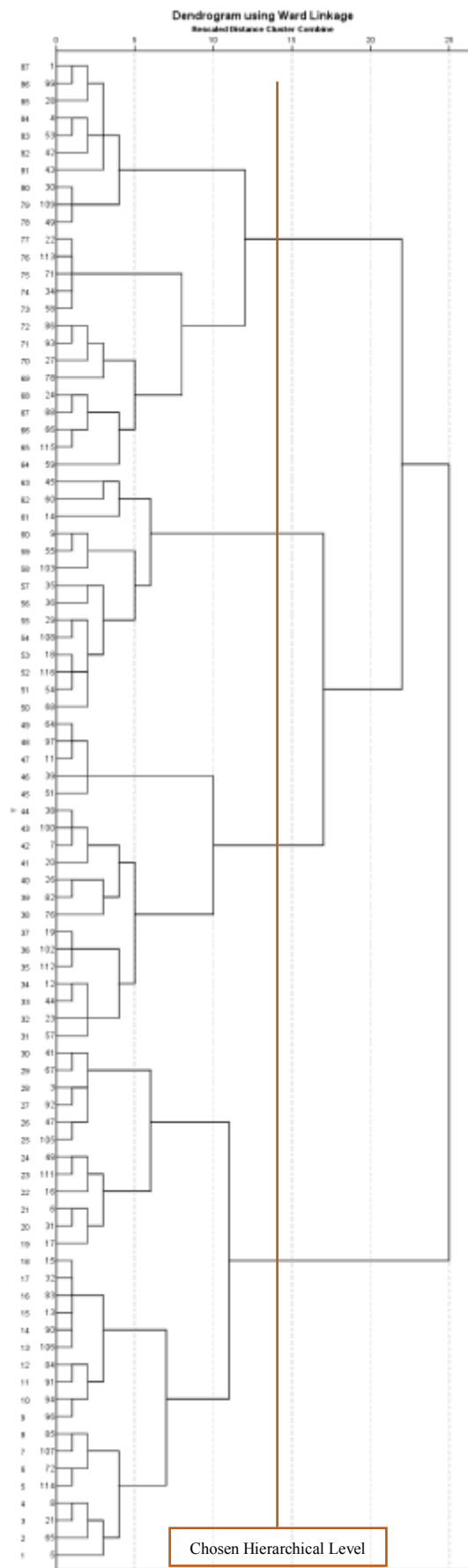


Figure 3- Ward's Method Dendrogram

With the finalised cluster analysis, the clusters 1, 2, 3 and 4 were composed of 24, 30, 19 and 14 people respectively, with the ratio of sizes (largest cluster to smallest cluster) of 2,14. The respondents were then classified as belonging to each cluster through a new membership variable.

#### 4.4.1.2 Cluster Characterization

Table 14 - Cluster Characterization

Category		Item	1	2	3	4
		N	24	30	19	14
Number of Currents Projects			$M = 2.6 (SD = 2.356)$	$M = 1.6 (SD = 2.127)$	$M = 0.6 (SD = 0.761)$	$M = 2.1 (SD = 2.349)$
Number of Past Projects			$M = 7.4 (SD = 12.112)$	$M = 2.2 (SD = 2.001)$	$M = 1.9 (SD = 1.580)$	$M = 5.9 (SD = 12.973)$
Hours of Contribution per week (Currently)			$M = 18.1 (SD = 22.557)$	$M = 10.1 (SD = 9.983)$	$M = 10.1 (SD = 10.265)$	$M = 7.3 (SD = 5.884)$
Reason for Need (can be both)	Work		71%	70%	42%	21%
	Non-Work		92%	83%	95%	100%
Industry Job	Yes		88%	70%	47%	43%
	No		13%	30%	53%	57%
Male			100%	90%	89%	93%
Age			$M = 31.9 (SD = 11.035)$	$M = 30.3 (SD = 8.493)$	$M = 37.1 (SD = 18.784)$	$M = 28.7 (SD = 10.469)$
Median Household Income			70,000 – 79,999	40,000 – 49,999	30,000 – 39,999	30,000 – 39,999

Table 15 - Top roles in Clusters

Top Roles in Clusters								
1			2		3		4	
1	Bug Reporter	29%	Bug Reporter	47%	Bug Reporter	68%	Bug Reporter	36%
2	Peripheral developer	25%	Peripheral developer	17%	Passive User	11%	Peripheral developer	29%
3	Bug Fixer	17%	Active Developer	10%	Bug Fixer	11%	Active Developer	21%
3	Active Developer	17%	Passive User	10%				

According to the characteristics of each cluster, shown on Tables 14 and 15, they were defined with a different name, which will, in turn, be used to describe the respondents in each cluster from now on.

**Cluster 1 (Professionals)** – These respondents are the ones with the biggest professional connection with OSS. 71% of them contribute to OSS projects due to professional reasons, and also have the highest percentage of members with a job in an industry related to software or OSS in particular. Of all the clusters, they are also the ones with the highest Median Household Income (70,000 – 79,999 US\$) and the second oldest cluster ( $M_I = 31.9$ ,  $SD = 11.035$ ). This is also the only cluster solely composed by male respondents, as can be seen in Table 12.

**Cluster 2 (Specialists)** – These respondents present the largest similarity with the first cluster, with a few key differences. As shown in Table 12, while work as a reason to contribute has a similar level of respondents (71% vs 70% in *Professionals*), there is slightly less respondents having non-work needs (83% vs 92% in *Professionals*). The main difference towards the *Professionals* however, appears to be in the time they dedicate to contribute to OSS projects (although not statistically relevant). While *Professionals* contribute for an average of 18.1 hours ( $SD = 22.557$ ) per week, *Specialists* have an average of 10.1 hours contributing ( $SD = 9.983$ ). This is the cluster with the second highest Median Household Income (40,000 – 49,999 US\$), and appear to be slightly younger than *Professionals* (although, once again, a statistical significance could not be found).

**Cluster 3 (Focused Labourers)** – These respondents are characterized mainly by two variables. Firstly, the low number of projects they are currently participating in ( $M = 0.6$ ,  $SD = 0.761$ ), and secondly, the functions they perform, being the only cluster that does not include *Developers* or *Coordinators* in their top roles. This leads to the conclusion that the contributors in this cluster have a tendency to have less central roles, while focusing on a very low number of projects. Simultaneously, they feature an intermediate value for work related reasons to contribute (42%), while maintaining a similar average of current hours spent contributing per week as *Specialists*, as can be seen in Table 14, which entails that they may spend more personal time contributing to these projects.

**Cluster 4 (Code Enthusiasts)** – These respondents have characteristics that distinguish them from the remaining clusters. Despite being the cluster with the lowest percentage of members working in the industry (43%, a small difference to *Focused Labour* at 47%) and the ones with the lowest work reasons motivating them (21% compared to 71%, 70% and 47% in the remaining clusters). In fact, with only 21% of the members contributing for this reason, there

respondents have less of a reason than other clusters to spend working hours to contribute to OSS projects. This also helps explain why this cluster is the one with the lowest average of hours ( $M = 7.3$ ,  $SD = 5.884$ ) currently being contributed to OSS projects. One additional relevant aspect about this group is that 50% it is composed by developers, meaning that these contributors are naturally more inclined to contribute with code to the projects they contribute to. In addition to the fact that only 21% of these contributors have work related needs, it can possibly mean that the participation in these OSS communities is a way to learn and develop the practice for future usage.

#### 4.4.2 Motivations

The chosen scale to analyse motivations of OSS contributors was composed by 10 different motivations across 3 categories. With the 4 clusters of contributors defined, we analysed if there was a statistically significant difference between the groups across these motivations or categories. The first step was to run an ANOVA between the different clusters analysing 13 different variables: the average response in each of the individual motivations, and 3 additional variables, created from the mean of each of the groups of motivations (Intrinsic, Internalized Extrinsic, and Extrinsic). The test found that there was a statistically significant difference in means in 5 variables: 3 individual motivations, and 2 of the created grouping variables.

In order to understand if there were different levels of motivation along the four clusters (*Professionals*, *Specialists*, *Focused Labourers*, *Code Enthusiasts*) ANOVAs and post-hoc tests were performed.

At first glance, all statements experienced levels of motivation above the average (above 4 on a 7-point scale), with the exception of one of the statements: “I contribute to OSS projects to get a monetary reward.” ( $M_{\text{MonetaryReward}} = 1.85$ ,  $SD = 1.475$ ) that represents the monetary reward as the motivation to contribute to OSS Projects. The second statement with the lowest score was “I contribute to OSS projects to improve/progress in my career” ( $M_{\text{Career}} = 4.34$ ,  $SD = 2.139$ ). Furthermore, when analysing the Means of the aggregate variables (Intrinsic, Internalized Intrinsic and Extrinsic), Extrinsic Motivation, composed by “Career” and “Pay” was in fact the one with the lowest mean ( $M_{\text{Extrinsic}} = 3.10$ ,  $SD = 1.416$ ), and on the other hand, Internalized Extrinsic, composed by “Reputation”, “Reciprocity”, “Learning” and “Own-use”, had the highest mean of the three Aggregates ( $M_{\text{InternalizedExtrinsic}} = 5.20$ ,  $SD = 1.240$ ).

For all the clusters, “I contribute to OSS projects because I use these projects and feel like I need to give back.” ( $M_{\text{Reciprocity}}= 5.70$ ,  $SD= 1.564$ ) was one of the two most important motivations to participate in OSS projects. For *Focused Labourers* ( $M_{\text{Learning\_Labourers}}= 5.68$ ,  $SD= 1.696$ ) and *Code Enthusiasts* ( $M_{\text{Learning\_CodeEnthusiasts}}= 4.79$ ,  $SD= 2.007$ ), “I contribute to OSS projects to learn more about software/programming.” was the other most important motivation to participate, while for Professionals was “I contribute to OSS projects to use the developed products later, or to use part of the code for my own projects.” ( $M_{\text{Own-Use\_Professionals}}= 5.96$ ,  $SD= 1.781$ ) and for *Specialists* was “I contribute to OSS projects to share my knowledge with the community.” ( $M_{\text{Kinship\_Specialists}}= 5.80$ ,  $SD= 1.215$ ).

Table 16 - Motivations ANOVA - Variables with significant results

Motivations ANOVA - Variables	Sig.
I contribute to OSS projects to share my knowledge with the community.	0,030
I contribute to OSS projects because I feel a connection with the other members of the community.	0,014
I contribute to OSS projects because it can improve my reputation.	0,018
Average_Intrinsic	0,023
Average_Extrinsic	0,032

We followed the ANOVA with post hoc tests relating each of the 4 clusters with each other. These showed in which particular clusters was the difference in means shown in the ANOVA. Tukey’s post hoc test showed significant differences in means in 4 of these variables. In the grouped variable “Average\_Intrinsic”, *Specialists* showed a larger overall intrinsic motivation when compared with *Code Enthusiasts* ( $M_{\text{Specialists}} = 5.36$ ,  $M_{\text{CodeEnthusiasts}} = 4.18$ ,  $p=0.01$ ). Furthermore, in the individual variables of motivation, *Specialists* also showed a statistically significant larger motivation than *Code Enthusiasts* concerning the statement “I contribute to OSS projects to share my knowledge with the community.” ( $M_{\text{Specialists}} = 5.80$ ,  $M_{\text{Code Enthusiasts}} = 4.29$ ,  $p=0.02$ ). Another statement that showed statistically significant differences between the clusters was “I contribute to OSS projects because I feel a connection with the other members of the community.”. Here, *Specialists* once again showed a higher motivation than *Code Enthusiasts* ( $M_{\text{Specialists}} = 5.23$ ,  $M_{\text{CodeEnthusiasts}} = 3.57$ ,  $p=0.01$ ), but *Professionals* also showed a higher motivation in this item than *Code Enthusiasts* ( $M_{\text{Professionals}} = 5.08$ ,  $M_{\text{CodeEnthusiasts}} = 3.57$ ,  $p=0.02$ ). Finally, *Specialists* showed a higher

motivation that Focused Labourers in “I contribute to OSS projects because it can improve my reputation.” ( $M_{Specialists} = 5.13$ ,  $M_{FocusedLabourers} = 3.37$ ,  $p=0.01$ ).

#### 4.4.3 Reasons to participate further in OSS projects

Concerning the reasons to increase their time dedicated to OSS projects, the results were assessed based on the averages of each of the 5 statements assessed. Curiously, the statement with the lowest average was “Receiving monetary rewards” ( $M_{MonetaryRewards} = 3,28$ ), showing the lack of prioritization that contributors place on this driver, within their OSS projects contributions. Following this item, “Being given credit for my participation when the product is released” ( $M_{CreditRelease} = 3,95$ ) and “Other” ( $M_{Others} = 3,82$ ) shared similar averages, that were still slightly below the middle point in the 7-point item scale. Furthermore, the items that showed the highest average were “A bigger sense of belonging” ( $M_{Belonging} = 4,64$ ), “An environment where I could learn more” ( $M_{LearningEnvironment} = 5,33$ ) and finally “More time available” ( $M_{MoreTime} = 5,44$ ).

Table 17 - Reasons to participate further ANOVA - Variables with significant results

Motivations ANOVA - Variables	Sig.
An environment where I could learn more	0,066
Being given credit for my participation when the product is released	0,056
A bigger sense of belonging	0,036

Once again, we followed the ANOVA with post hoc tests relating each of the 4 clusters with each other. Although in the ANOVA only one variable showed statistically significant differences for a 5% confidence interval, two other variables came close, showing a statistically significant tendency. Furthermore, the 2 variables that did not reach a statistically significant difference for a 5% confidence interval showed statistically significant differences within individual clusters in the post hoc test. *Specialists* had a higher willingness to contribute more in OSS projects than *Focused labourers* if they were given credit once the product was released ( $M_{Specialists} = 4.40$ ,  $M_{Focused Labourers} = 3.05$ ,  $p=0.045$ ). *Focused labourers*, however, showed a higher willingness to contribute further than *Code Enthusiasts* if the environment of OSS projects allowed them to learn more while contributing ( $M_{FocusedLabourers} = 5.89$ ,  $M_{CodeEnthusiasts} = 4.21$ ,  $p=0.05$ ). Finally, *Specialists* showed a higher willingness to contribute more in OSS projects than *Code Enthusiasts* if they felt a bigger sense of belonging within the communities ( $M_{Specialists} = 5.20$ ,  $M_{CodeEnthusiasts} = 3.43$ ,  $p=0.024$ ).

## 5 Conclusions and Recommendations

### 5.1 Conclusions

The focus of this study dealt with the characterization of OSS communities, particularly in what led them to contribute to OSS projects, as well as how they are grouped, taking into account the common characteristics of each of these groups.

We found that, taking into account several personality traits (Lakhani & Von Hippel, 2003) and the way in which contributors choose the projects they choose to contribute to, contributors are split into different profiles, that can be differentiated on numerous dimensions, from having a job within the industry, to the age and experience within OSS projects. These profiles (*Professionals*, *Specialists*, *Focused Labourers*, and *Code Enthusiasts*) can give us insights on typical profiles that contribute to OSS projects, and what are their underlying reasons to be part of these communities. These groups were then characterized in variable ranging from number of projects they participated in, both in the present and in the past, to their role within the community (Nakakoji et al., 2002).

Furthermore, we can see that, within the possible motivations (von Krogh et al., 2012) these contributors might have, there are significant differences between the different profiles, mostly in an intrinsic dimension of motivation. They are not only distinguished by particular reasons, but also by the nature of their motivation (Intrinsic, Internalized Extrinsic, and Extrinsic).

We also concluded the substance that these projects carry within their contributors' lives, with 3 of our 4 profiles dedicating at least 10 hours weekly to contribute to OSS projects, in addition to often contributing to more than one project at a time (only one profile had less than 1 current project on average, having participated mostly in the past).

Concerning their contribution, we also discovered that a monetary reward would be one of the less decisive factors in leading contributors to increase the time they spend contributing to OSS projects. Instead, the deciding factors dealt with their feeling of belonging within a community, or even how much learning they could benefit from within these projects.

### 5.2 Limitations and Future Research

The current research allows organizations to perceive that OSS communities are split into various profiles, that feature different motivations, and would respond differently to certain incentives to contribute more to their respective communities. Therefore, organizations in

charge of coordinating an OSS project can assess their needs, and tailor incentives that fit the profiles they need most, and their respective motivations.

As for limitations, the number of valid respondents to the survey who contribute to OSS projects was relatively low. In the future, a bigger incentive to participate in the survey and a distribution from a known source would be crucial to increase the number of respondents. Furthermore, the current research, being exploratory, was not focused on a single OSS project. In the future, if the objective would be to gain particularly strong insights on a certain community, it would be best to focus all attention on that single community.

An ideal approach for future research would be to focus on a single community, and if possible, with the help of the organization coordinating it, distribute a survey that identifies profiles and motivations within that particular community.

## 6 Bibliography

- Altair, T. M., Electronics, P., Allen, P., Gates, B., Gates, B., Allen, P., ... Computer, P. (2004). Key Events in Microsoft History. Retrieved from <http://download.microsoft.com/download/7/e/a/7ea5ca8c-4c72-49e9-a694-87ae755e1f58/keyevents.doc>
- Apache. (2017). Apache HTTP Server Project. Retrieved from <https://httpd.apache.org>
- Apple. (2016). Webkit.
- Applications.com, N. (2008). Desktop Top Operating System Share Trend -2007 - 2008. Retrieved July 31, 2016, from <http://www.netmarketshare.com/operating-system-market-share.aspx?qprid=11&qpcustomb=0&qptimeframe=M&qpsp=95&qpnp=11>
- Applications.com, N. (2016). Desktop Browser Market Share. Retrieved July 31, 2016, from <https://www.netmarketshare.com/browser-market-share.aspx?qprid=0&qpcustomd=0>
- Atal, V., & Shankar, K. (2015). Developers' incentives and open-source software licensing: GPL vs BSD. *B.E. Journal of Economic Analysis and Policy*, 15(3), 1381–1416. <https://doi.org/10.1515/bejeap-2014-0007>
- Bitzer, J., Schrettl, W., & Schröder, P. J. H. (2007). Intrinsic motivation in open source software development. *Journal of Comparative Economics*, 35(1), 160–169. <https://doi.org/10.1016/j.jce.2006.10.001>
- Bonaccorsi, A., & Rossi, C. (2003). Why open source software can succeed. *Research Policy*, 32(7), 1243–1258. [https://doi.org/10.1016/S0048-7333\(03\)00051-9](https://doi.org/10.1016/S0048-7333(03)00051-9)
- Bonaccorsi, A., & Rossi, C. (2006). Comparing motivations of individual programmers and firms to take part in the open source movement: From community to business. *Knowledge, Technology & Policy*, 6(4), 1–6. <https://doi.org/10.1007/s12130-006-1003-9>
- Canonical. (2016). Ubuntu Project: About. Retrieved July 31, 2016, from <http://www.ubuntu.com/about>
- Choi, N., & Pruett, J. A. (2015). The characteristics and motivations of library open source software developers: An empirical study. *Library & Information Science Research*, 37(2), 109–117. <https://doi.org/10.1016/j.lisr.2015.02.007>
- Constant, D., Sproull, L., & Kiesler, S. (1996). The Kindness of Strangers: The Usefulness of Electronic Weak Ties for Technical Advice. *Organization Science*, 7(2), 119–135. <https://doi.org/10.1287/orsc.7.2.119>
- Corbly, J. E. (2014). The Free Software Alternative: Freeware, Open-source software, and

- Libraries. *Information Technology & Libraries*, 33(3), 65–75.  
<https://doi.org/10.6017/ital.v33i3.5105>
- Feller, J. (2005). *Perspectives on free and open source software*. Source.  
<https://doi.org/10.2139/ssrn.443040>
- Forbes. (2016). The World's Biggest Public Companies. Retrieved from  
[http://www.forbes.com/global2000/list/#header:marketValue\\_sortreverse:true](http://www.forbes.com/global2000/list/#header:marketValue_sortreverse:true)
- Gartner. (2016). Gartner Says Worldwide Smartphone Sales Grew 9.7 Percent in Fourth Quarter of 2015. Retrieved from <http://www.gartner.com/newsroom/id/3215217>
- Global market share of smartphone operating systems. (2007). Retrieved from  
<http://www.statista.com/statistics/263456/market-share-of-smartphone-operating-systems-in-2007/>
- Google. (2016a). Android Open Source Project. Retrieved July 31, 2016, from  
<https://source.android.com/>
- Google. (2016b). Google, Our history in depth. Retrieved from  
<https://www.google.com/about/company/history/>
- Google. (2016c). The Chromium Projects. Retrieved July 31, 2016, from  
<https://www.chromium.org/Home>
- GoogleFinance. (2016). Valuation of the 5 top Tech Companies. Retrieved from  
<https://www.google.com/finance?chdnp=1&chdd=1&chds=1&chdv=1&chvs=maximized&chdeh=0&chfdeh=0&chdet=1464731773325&chddm=501262&chls=IntervalBasedLine&cmpto=NASDAQ:GOOGL;NASDAQ:MSFT;NYSE:XOM;NASDAQ:AMZN;NASDAQ:FB&cmptdms=0;0;0;0&q=NASDAQ:AAPL&ntsp=0&ei=Wgh>
- Hann, I.-H., Roberts, J., Slaughter, S., & Fielding, R. (2002). Economic Incentives for Participating Open Source Software Projects. *Twenty-Third International Conference on Information Systems, ICIS 2002*. Retrieved from <http://aisel.aisnet.org/icis2002/33>
- Hertel, G., Niedner, S., & Herrmann, S. (2003). Motivation of software developers in open source projects: An Internet-based survey of contributors to the Linux kernel. *Research Policy*, 32(7), 1159–1177. [https://doi.org/10.1016/S0048-7333\(03\)00047-7](https://doi.org/10.1016/S0048-7333(03)00047-7)
- Hippel, E. von, & Krogh, G. von. (2003). Open Source Software and the “Private-Collective” Innovation Model: Issues for Organization Science. *Organization Science*, 14(2), 209–223. <https://doi.org/10.1287/orsc.14.2.209.14992>
- Honan, M. (2007). Apple unveils iPhone. Retrieved from  
<http://www.macworld.com/article/1054769/smartphones/iphone.html>
- IDC. (2016). Smartphone OS Market Share, 2015 Q2. Retrieved July 31, 2016, from

<http://www.idc.com/prodserv/smartphone-os-market-share.jsp>

- Ke, W., & Zhang, P. (2010). The Effects of Extrinsic Motivations and Satisfaction in Open Source Software Development. *Journal of the Association for Information Systems*, 11(12), 784–808. Retrieved from [http://search.proquest.com/docview/846782844?accountid=10134%5Cnhttp://sfxhosted.exlibrisgroup.com/cityuhk?url\\_ver=Z39.88-2004&rft\\_val\\_fmt=info:ofi/fmt:kev:mtx:journal&genre=article&sid=ProQ:ProQ:abiglobal&atitle=The+Effects+of+Extrinsic+Motivations+and+S](http://search.proquest.com/docview/846782844?accountid=10134%5Cnhttp://sfxhosted.exlibrisgroup.com/cityuhk?url_ver=Z39.88-2004&rft_val_fmt=info:ofi/fmt:kev:mtx:journal&genre=article&sid=ProQ:ProQ:abiglobal&atitle=The+Effects+of+Extrinsic+Motivations+and+S)
- Koch, S., & Kerschbaum, M. (2014). Joining a smartphone ecosystem: Application developers' motivations and decision criteria. *Information and Software Technology*, 56(11), 1423–1435. <https://doi.org/10.1016/j.infsof.2014.03.010>
- Krishnamurthy, S. (2006). On the intrinsic and extrinsic motivation of free/libre/open source (FLOSS) developers. *Knowledge, Technology & Policy*, 18(4), 17–39. <https://doi.org/10.1007/s12130-006-1002-x>
- Krishnamurthy, S., Ou, S., & Tripathi, A. K. (2014). Acceptance of monetary rewards in open source software development. *Research Policy*, 43(4), 632–644. <https://doi.org/10.1016/j.respol.2013.10.007>
- Lakhani, K. R., & Von Hippel, E. (2003). How open source software works: “free” user-to-user assistance. *Research Policy*, 32(6), 923–943. [https://doi.org/10.1016/S0048-7333\(02\)00095-1](https://doi.org/10.1016/S0048-7333(02)00095-1)
- Lakhani, K. R., & Wolf, R. G. (2005). Why Hackers Do What They Do : Understanding Motivation and Effort in Free / Open Source Software Projects 1 By. *Perspectives on Free and Open Source Software*, 49(September), 1–27. <https://doi.org/10.2139/ssrn.443040>
- Lee, D., & Kim, B. C. (2013). Motivations for Open Source Project Participation and Decisions of Software Developers. *Computational Economics*, 41(1), 31–57. <https://doi.org/10.1007/s10614-011-9311-x>
- Lerner, J., & Tirole, J. (2001). The open source movement: Key research questions. *European Economic Review*, 45(4–6), 819–826. [https://doi.org/10.1016/S0014-2921\(01\)00124-6](https://doi.org/10.1016/S0014-2921(01)00124-6)
- Lerner, J., & Tirole, J. (2002). Some Simple Economics of Open Source. *The Journal of Industrial Economics*, 50(2), 197–234.
- Lin, L. (2008). Impact of user skills and network effects on the competition between open source and proprietary software. *Electronic Commerce Research and Applications*, 7(1),

- 68–81. <https://doi.org/10.1016/j.elerap.2007.01.003>
- Lindman, J., Juutilainen, J., & Rossi, M. (2009). Beyond the Business Model : Incentives for Organizations to Publish Software Source Code. *Ifip International Federation For Information Processing*, 47–56. [https://doi.org/10.1007/978-3-642-02032-2\\_6](https://doi.org/10.1007/978-3-642-02032-2_6)
- Malhotra, N. K., & Birks, D. F. (2006). *An Applied Approach Updated Second European Edition*.
- Nakakoji, K., Yamamoto, Y., Nishinaka, Y., Kishida, K., & Ye, Y. (2002). Evolution patterns of open-source software systems and communities. *Proceedings of the International Workshop on Principles of Software Evolution - IWPSE '02*, (January), 76–85. <https://doi.org/10.1145/512035.512055>
- Netcraft. (2017). January 2017 Web Server Survey. Retrieved from <https://news.netcraft.com/archives/2017/01/12/january-2017-web-server-survey.html>
- OpenOffice. (2016). OpenOffice. Retrieved July 31, 2016, from <https://www.openoffice.org/>
- Oreg, S., & Nov, O. (2008). Exploring motivations for contributing to open source initiatives: The roles of contribution context and personal values. *Computers in Human Behavior*, 24(5), 2055–2073. <https://doi.org/10.1016/j.chb.2007.09.007>
- Oremus, W. (2016). Tech Companies Are Dominating the Stock Market as Never Before. Retrieved from [http://www.slate.com/blogs/moneybox/2016/07/29/the\\_world\\_s\\_5\\_most\\_valuable\\_companies\\_apple\\_google\\_microsoft\\_amazon\\_facebook.html](http://www.slate.com/blogs/moneybox/2016/07/29/the_world_s_5_most_valuable_companies_apple_google_microsoft_amazon_facebook.html)
- Raymond, E. (2005). The cathedral and the bazaar. *First Monday*, 2(SPEC), 23–49. <https://doi.org/10.1007/s12130-999-1026-0>
- Roberts, J. a., Hann, I.-H., & Slaughter, S. a. (2006). Understanding the Motivations, Participation, and Performance of Open Source Software Developers: A Longitudinal Study of the Apache Projects. *Management Science*, 52(7), 984–999. <https://doi.org/10.1287/mnsc.1060.0554>
- Ryan, R., & Deci, E. (2000). Self-determination theory and the facilitation of intrinsic motivation. *American Psychologist*, 55(1), 68–78. <https://doi.org/10.1037/0003-066X.55.1.68>
- Schmidt, A., Schmidt, H., Clausen, J., Camtepe, A., & Albayrak, S. (2008). Enhancing Security of Linux-based Android Devices. *Proceedings of 15th International Linux Kongress*. <https://doi.org/10.1007/s00256-010-0880-x>
- Shah, S. K. (2006). Motivation, Governance, and the Viability of Hybrid Forms in Open Source Software Development. *Management Science*, 52(7), 1000–1014.

<https://doi.org/10.1287/mnsc.1060.0553>

- Siegwart Lindenberg. (2001). Intrinsic Motivation in a New Light. *Kyklos*, 54(2–3), 317–342.
- Singh, V., & Holt, L. (2013). Learning and best practices for learning in open-source software communities. *Computers and Education*, 63, 98–108.  
<https://doi.org/10.1016/j.compedu.2012.12.002>
- Slashdot Media. (2016). Sourceforge: About. Retrieved July 31, 2016, from <https://sourceforge.net/about>
- StackOverflow. (2016). Developer Survey Results 2016. Retrieved from <http://stackoverflow.com/insights/survey/2016>
- Swisher, K., & Walt Mossberg. (2007). Bill Gates and Steve Jobs at D5. Retrieved from <http://allthingsd.com/20070531/d5-gates-jobs-transcript/>
- Terrell, E. (2008). Apple Computers: This Month in Business History. Retrieved from <http://www.loc.gov/rr/business/businesshistory/April/apple.html>
- UbuntuForums. (2016). Ubuntu Forums FAQ. Retrieved July 31, 2016, from <https://ubuntuforums.org/faq.php?s=5b359400aeca52be0753529b35daa31c>
- UCLA. (2017). WHAT DOES CRONBACH'S ALPHA MEAN? Retrieved from <http://stats.idre.ucla.edu/spss/faq/what-does-cronbachs-alpha-mean/>
- von Krogh, G. (2003). Open-source software development. *Sloan Management Review*, Spring, 14.
- von Krogh, G., Haefliger, S., Spaeth, S., & Wallin, M. W. (2012). Carrots and Rainbows: Motivation and Social Practice in Open Source Software Development. *MIS Quarterly*, 36(2), 649–676. Retrieved from <http://search.ebscohost.com/login.aspx?direct=true&db=buh&AN=74756698&site=ehost-live%5Cnhttp://content.ebscohost.com/ContentServer.asp?T=P&P=AN&K=74756698&S=R&D=buh&EbscoContent=dGJyMMTo50SeprY4zOX0OLCmr0ueprNSr6u4SbOWxWXS&ContentCustomer=dGJyMPGok+xrLZQu>
- Von Krogh, G., Spaeth, S., & Lakhani, K. R. (2003). Community, joining, and specialization in open source software innovation: A case study. *Research Policy*, 32(7), 1217–1241.  
[https://doi.org/10.1016/S0048-7333\(03\)00050-7](https://doi.org/10.1016/S0048-7333(03)00050-7)
- West, J. (2003). How open is open enough? Melding proprietary and open source platform strategies. *Research Policy*. [https://doi.org/10.1016/S0048-7333\(03\)00052-0](https://doi.org/10.1016/S0048-7333(03)00052-0)
- Xu, B., & Li, D. (2015). An empirical study of the motivations for content contribution and community participation in Wikipedia. *Information and Management*, 52(3), 275–286.

<https://doi.org/10.1016/j.im.2014.12.003>

## 7 Appendices

### 7.1 Item Description & Survey

#### **Thesis Survey\_OSS Projects**

Dear Software Enthusiast, My name is Ricardo, and I am a master student at Catolica Lisbon School of Business and Economics, Portugal. This survey is part of my Master thesis and I am grateful for taking 10 minutes of your time to fill out this survey. The aim of this study is to understand the motivations of contributors to Open Source Software Projects, as well as their interaction with the said projects. Let me assure you that your responses are confidential, and will be analyzed in aggregate. However, if you'd like to read the final thesis, please insert your email at the end of this survey. If contributing to the knowledge is not your thing, by completing this survey you will qualify to win a 30\$ Amazon Gift certificate (that will come out straight from my weekly food budget). For this, please fill out your email in the last question of the survey. Thank you very much, Ricardo Carvalho

#### **1. How familiar are you with the term Open Source Software?**

I've participated in some projects with OSS (1)

I am very familiar, but never participated (2)

I am somewhat familiar with the term (3)

I don't know anything about OSS (4)

Not Sure (5)

Referring to open source software, participation is considered as any activity, such as: \* user-testing of the software\* providing any sort of feedback to the community or developers of OSS\* actively contributing with code to the OSS project

**2. Are you currently participating in a software development project that could be considered an open source Software?**

No (1)

1 project (2)

2 projects (5)

3 projects (6)

4 projects (7)

5 projects (8)

More than 5 projects. How Many? (9) \_\_\_\_\_

**3. In the past (not considering the projects in which you are currently involved), have you participated in OSS projects?**

No (1)

1 project (2)

2 projects (3)

3 projects (5)

4 projects (6)

5 projects (7)

More than 5 projects. How many? (4) \_\_\_\_\_

**4. How many years would you say you have been contributing to the OSS projects in any form?**

**5. Considering the reasons why you contribute to OSS Projects, please state how much you agree with the following sentences (1=Strongly disagree, 7=Strongly agree):**

I contribute to OSS projects because software shouldn't just be developed by large corporations. (1)
I contribute to OSS projects to share my knowledge with the community. (2)
I contribute to OSS projects because I feel a connection with the other members of the community. (3)
Please select 1 in this option (4)
I contribute to OSS projects because it's fun. (5)
I contribute to OSS projects because it can improve my reputation. (6)
I contribute to OSS projects because I use these projects and feel like I need to give back. (7)
I contribute to OSS projects to learn more about software/programming. (8)
I contribute to OSS projects to use the developed products later, or to use part of the code for my own projects. (9)
I contribute to OSS projects to improve / progress in my career. (10)
I contribute to OSS projects to get a monetary reward. (11)

**6. Considering your participation in OSS projects, what would you say is the main way you contribute?**

I coordinate the project across the different stages of development. (1)

I report / work on bugs found in the software. (2)

I use the software, but don't report errors, or write code. (3)

I write code / program to add new features / functionality to OSS Projects. (4)

**7. Thinking about your participation, what best describes your role in the projects?**

I actively spend time every week writing code / adding new features. (1)

I am the person in charge of coordinating the whole project. (2)

I contribute when I have time, which doesn't happen on a regular basis. (3)

I coordinate a specific part of the project. (4)

I try OSS software, and find and report bugs that I find in the software. (5)

I write code to fix bugs that I find / bugs that are reported. (6)

My participation in OSS Projects is done by using the finished programs, as well as reading the source-code. (7)

My participation in OSS Projects is done by using the finished programs. (8)

**8. Considering all OSS projects you are currently contributing to, how many hours per week would you estimate you spend in them?**

Hours per Week (1)

**9. Thinking about the total time that you contribute to current OSS projects, what percentage of it corresponds to:**

\_\_\_\_\_ Time spent on your focal OSS project (1)

\_\_\_\_\_ Time spent on all the other OSS projects you contribute to (2)

**10. Considering your focal OSS project (the one you dedicate most of the time to), and why you contribute to that particular project instead of other OSS projects, please state how much you agree with the following sentences (1=Strongly disagree, 7=Strongly agree):**

My focal OSS Project has more users than other projects (1)
My focal OSS Project is my profession (2)
My focal OSS Project is a product I am looking forward to using (3)
My focal OSS Project is more challenging than other projects (4)
It is easier to participate in my focal OSS project than in other projects (5)
It doesn't take too much time to participate in my focal OSS project, compared to other projects (6)
My focal OSS project was recommended to me by a friend (7)
My focal OSS project is a well know product (8)

**11. Could you please share with me which OSS project are you currently contributing most of your time and effort?**

**12. Considering your future involvement with Open Source Software development projects, which of the statements below better describes your motivation?**

In the future, I plan to be involved much less with Open Source Software. (1)

In the future, I plan to be involved about the same with Open Source Software. (2)

In the future, I plan to be involved much more with Open Source Software. (3)

**13. Considering your personal and professional reasons to participate in Open Source Software projects, what would lead you to participate more in OSS Projects? (1 = Not at all to 7=Very Much)**

More credit by the platform (8)
An environment where I could learn more (10)
A bigger sense of belonging (11)
More time available (9)
Receiving monetary rewards (16)
Other (6)

**14. What is the main reason that leads you to participate in OSS projects?**

Work need (1)

Non-work need (2)

Both (3)

**15. Do you work in a software related industry or have a job where Software development is relevant?**

Yes (1)

No (2)

**16. Considering your personality, how well do the following statements describe you? (1=Strongly disagree, 7=Strongly agree).**

I enjoy helping others. (1)
I enjoy solving problems. (2)
I enjoy earning respect in virtual communities. (3)
It is important for me to be a good community participant. (4)
I like to work on issues that are important to my field. (5)
I like to try new things. (6)
My friends and colleagues rely on my advice. (7)

**17. Have you ever done any of the following?**

Supported anyone on Patreon (or similar) (1)

Supported a Kickstarter Campaign (2)

Contributed on Reddit (3)

Written on Medium (4)

Have my own blog (5)

Created Video tutorials (6)

Created online tutorials (non-video formats) (7)

Made or edited entries in Wikipedia (8)

Other (9) \_\_\_\_\_

None of the above (10)

**18. Do you know how to do programming/write code?**

Yes. If so, what languages: (1) \_\_\_\_\_

No (2)

**19. Please indicate to what extent do you agree with the following statements (1=Strongly disagree, 7=Strongly agree):**

I am likely to lose track of time when programming. (1)
I am likely to devote an extra hour in the day to programming. (2)

## Demographics

**20. Please indicate your gender:**

Male (1)

Female (2)

**21. In what year were you born?**

(Multiple options)

**22. In which country do you currently reside?**

(Multiple options)

**23. Please state the highest level of education you've completed:**

High School (1)

Some college (2)

Bachelor's Degree (3)

Master's Degree (4)

PhD (5)

Post-Doc (6)

Other (7) \_\_\_\_\_

**24. What is your combined annual household income (in US\$)?**

Less than 30,000 (1)

30,000 – 39,999 (2)

40,000 – 49,999 (3)

50,000 – 59,999 (4)

60,000 – 69,999 (5)

70,000 – 79,999 (6)

80,000 – 89,999 (7)

90,000 – 99,999 (8)

100,000 or more (9)

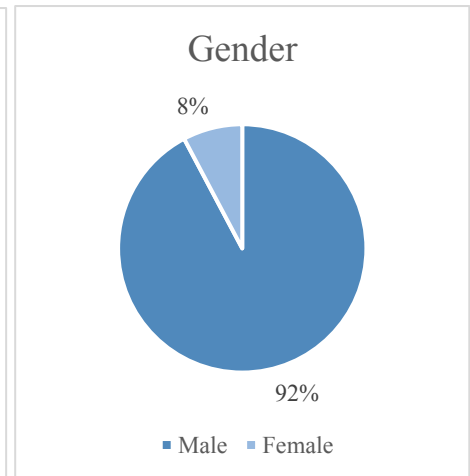
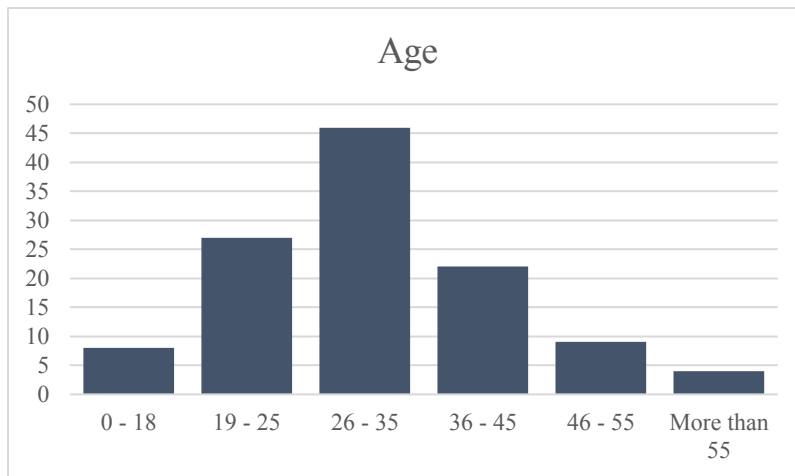
**25. These are all the questions I have for you today. Do you have any additional comments on the topic of Open Source Software projects?**

**26. Please insert your email address(es)**

To be entered to win 30\$ Amazon Certificate: \_\_\_\_\_

To receive a copy of my dissertation: \_\_\_\_\_

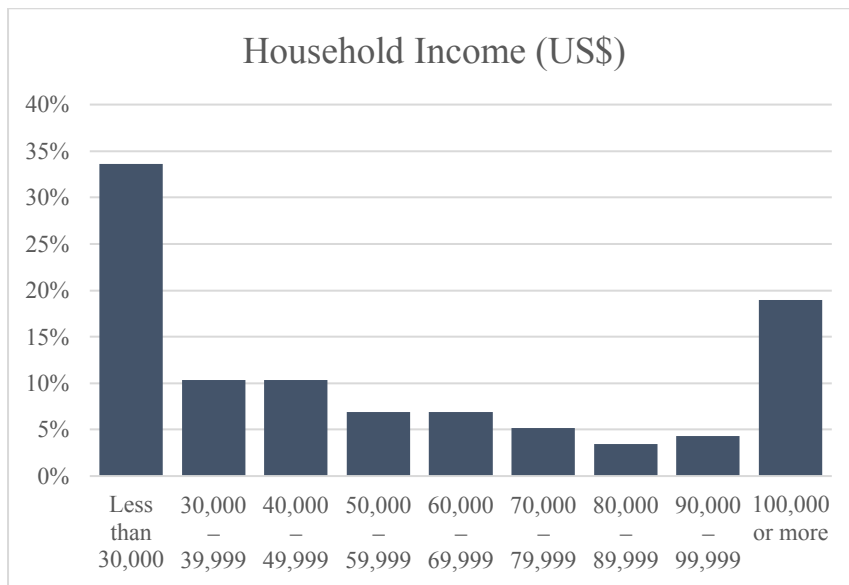
## 7.2 Sample Characterization



Continent	Country	Frequency
America	United States of America	48
America	Canada	8
Europe	United Kingdom of Great Britain and Northern Ireland	7
Europe	Germany	5
Asia	India	5
Europe	Italy	4
Europe	Netherlands	4
Oceania	Australia	3
Europe	Finland	3
America	Mexico	3
Asia	Afghanistan	2
Europe	Portugal	2
Europe	Romania	2
Europe	Austria	1
Europe	Belgium	1
America	Brazil	1
America	Chile	1
Europe	Croatia	1
America	Ecuador	1
Africa	Ethiopia	1
Europe	France	1
Europe	Ireland	1
Asia	Israel	1
Africa	Kenya	1
Europe	Norway	1
Europe	Poland	1
Europe	Slovakia	1
Africa	South Africa	1

Europe	Sweden	1
Asia	Syrian Arab Republic	1
Asia	Thailand	1
Asia	United Arab Emirates	1
<b>Total</b>		<b>115</b>

<b>Level of Education</b>	<b>Frequency</b>
High School	23
Some college	23
Bachelor's Degree	33
Master's Degree	26
PhD	2
Other	9
<b>Total</b>	<b>116</b>



### 7.3 Appendix 3 – Cluster Analysis

Category	Variables
Choice of Focal OSS Project	My focal OSS Project has more users than other projects.
	My focal OSS Project is my profession.
	My focal OSS Project is a product I am looking forward to using.
	My focal OSS Project is more challenging than other projects.
	It is easier to participate in my focal OSS project than in other projects.
	It doesn't take too much time to participate in my focal OSS project, compared to other projects.
	My focal OSS project was recommended to me by a friend.
	My focal OSS project is a well know product.
Personality Traits	I enjoy helping others.
	I enjoy solving problems.
	I enjoy earning respect in virtual communities.
	It is important for me to be a good community participant.
	I like to work on issues that are important to my field.
	I like to try new things.
	My friends and colleagues rely on my advice.