


TECHNICAL GUIDE

on strategies to enhance
phytomanagement efficiency at
metal(loid)-polluted/degraded sites:
planting patterns, bioinoculation and soil
organic amendments





This guide has been produced under the EU PhytoSUDOE (SOE1/P5/E0189) project:
“Demostración de la mejora en la biodiversidad edáfica, funcionalidad y servicios ecosistémicos en terrenos contaminados y degradados mediante fitogestión dentro de la región Interreg Sudoe.”
(Demonstration of the improvement in soil biodiversity, functionality and ecosystem services in contaminated and degraded land through phytomanagement within the Interreg Sudoe region)

The sole responsibility for the content of this publication lies with the authors. It does neither necessarily reflect the opinion of the European Union nor the programme Interreg Sudoe that are not responsible for any use that may be made of the information contained therein.

Authors: Helena Moreira¹, Sofia I. A. Pereira¹, Michel Mench², Carlos Garbisu³, Petra Kidd⁴, Eduardo Cardoso¹, Paula M. L. Castro¹.

¹ Universidade Católica Portuguesa, CBQF - Centro de Biotecnologia e Química Fina – Laboratório Associado, Escola Superior de Biotecnologia, Rua Diogo Botelho 1327, 4169-005 Porto, Portugal;

² INRAE, BIOGECO, University of Bordeaux, F-33615 Pessac, France;

³ Department of Conservation of Natural Resources, Soil Microbial Ecology Group, NEIKER-Basque Institute for Agricultural Research and Development, Basque Research and Technology Alliance (BRTA), Parque Científico y Tecnológico de Bizkaia P812, E-48160 Derio, Spain;

⁴ Consejo Superior de Investigaciones Científicas (CSIC), Instituto de Investigaciones Agrobiológicas de Galicia (IIAG), 15780 Santiago de Compostela, Spain

Edition

1st Edition

Date

2021

Graphic Design:

Joana Gonçalves

Luís Carvalho

Figure on front page:


Mine tailings in Borralha mine (Portugal; © Helena Moreira)

**EU PhytoSUDOE
(SOE1/P5/E0189)**

CONTENTS

1. PHYTOMANAGEMENT OF CONTAMINATED SOILS - AN OVERVIEW	11
1.1. PHYTOMANAGEMENT OPTIONS	14
1.2. ADVANTAGES AND CONSTRAINTS	16
1.3. CURRENT STATUS	20
1.4. LEGAL AND REGULATORY FRAMEWORK	21
2. PLANT SELECTION AND CROPPING SYSTEMS	27
2.1. ECONOMICALLY VALUABLE CROPS	32
2.1.1. ANNUAL CROPS	33
2.1.2. PERENNIAL GRASS CROPS	41
2.1.3. WOODY CROPS	46
2.2. COVER CROPS	50
2.2.1. LEGUMES	51
2.2.2. GRASSES	53
2.2.3. OTHER CROPS	41
2.3. CROPPING SYSTEMS	54
2.3.1. SEQUENCE OF CROPS	54
2.3.2. CROPPING PATTERNS	55
3. BIOAUGMENTATION	59
3.1. BIOAUGMENTATION - TYPES OF BIOINOCULANTS	61
3.1.1. BACTERIAL INOCULANTS	61
3.1.2. FUNGAL INOCULANTS	67
3.1.3. MIXTURES	73
3.2. FACTORS AFFECTING BIOAUGMENTATION	74
3.3. BIOINOCULANT SELECTION, FORMULATIONS, AND APPLICATION	76
3.3.1. BIOINOCULANT SELECTION	76
3.3.2. TYPES OF FORMULATIONS	79
3.3.3. APPLICATION OF BIOINOCULANTS	80

4. SOIL ORGANIC AMENDMENTS	83
4.1. TYPES OF ORGANIC AMENDMENTS	86
4.1.1. BIOSOLIDS	87
4.1.2. GREEN COMPOSTS	89
4.1.2. LIVESTOCK MANURES	90
4.1.3. BIOCHAR	90
4.2. SELECTION OF AMENDMENTS	91
4.3. APPLICATION RATES	93
5. CONCLUSIONS	97
6. REFERENCES	101







1 PHYTOMANAGEMENT OF CONTAMINATED SOILS - AN OVERVIEW

Metal(loid)s (so-called trace elements in Biogeochemistry and Life Sciences, hereafter referred as TE), mineral oils (e.g., diesel fuel) and polycyclic aromatic hydrocarbons (PAHs) are among the most widely spread contaminants currently affecting European topsoils (Panagos et al., 2013; Van Liedekerke et al., 2014; Tóth et al., 2016; Ballabio et al., 2018). In consequence, these contaminants are the primary focus of many environmental regulations. Xenobiotics such as organochlorines, paraquat, glyphosate and similar compounds, together with their derivatives, are also probably subject to widespread diffuse contamination (Béranger et al., 2018; Bonvallot et al., 2020). Many anthropic activities, such as mining, smelting and metallurgy, electronics, agriculture, traffic and the use of fossil fuels, are responsible for the discharge of a considerable amount of TE contaminants into soils. Accidental spills of petroleum-based products used for transportation (typically diesel-type fuels) are the principal cause of soil contamination with organic compounds (Barrutia et al., 2011). Soil contamination is often highly complex since these inorganic and organic contaminants frequently appear simultaneously in many degraded sites (Agnello et al., 2016).

Over the last few decades various Gentle Remediation Options (GROs) have been developed to (phyto)manage contaminated soils (Vangronsveld et al., 2009; Kidd et al., 2015; Mench et al., 2009, 2010, 2018; Schroeder et al., 2018; Thijs et al., 2018; Burges et al., 2020; Kolbas et al., 2020). GROs include *in situ* stabilization (“inactivation”) and plant-based (“phytoremediation”) options. Conventional methods of remediation are based on civil engineering techniques (e.g., encapsulation, vitrification, soil washing, etc.), which usually have a high environmental impact (destroying soil structure and functions) and high costs (Liu et al., 2018). GROs offer environmentally-friendly alternatives, which are less invasive, more cost-effective and

sustainable (Cundy et al., 2016).

Phytoremediation was initially proposed (early 1990s) as a set of plant-based methods to sustainably remediate contaminated environments, as alternatives to conventional civil engineering-based physicochemical techniques. In the case of organic pollutants, plants and their associated microorganisms transform the contaminants to non-toxic metabolites via a great variety of biodegradation pathways, either within the plant tissues (phytodegradation) or in the root-soil interface or plant rhizosphere (due to a combination of microbial activity and the release of enzymes from plants-rhizoremediation). In TE-contaminated sites, GROs aim to decrease the labile (“bioavailable”) pool and/or the total content of metal(loid)s in the soil through their uptake and accumulation in harvestable plant parts (e.g., phytoextraction), or to progressively promote *in situ* inactivation of TE by combining the use of TE-excluding plants and soil amendments (e.g., phytostabilization). Both strategies have been the subject of much discussion regarding their intrinsic limitations, such as the long time required to effectively extract TE from medium and the occurrence of highly contaminated sites (although this can be overcome by considering the option of “bioavailable contaminant stripping”). As a result, the concept of phytomanagement (Fig. 1) evolved in an attempt to overcome the limitations of phytoremediation strategies. This innovative concept combines sustainable site management with GROs, leading to the reduction in pollutant linkages alongside the restoration and/or generation of wider site ecosystem services (Cundy et al., 2016; Burges et al., 2018). Phytomanagement options promote the use of GROs (based on the interaction between plants, microorganisms, soil amendments, and agro-ecological practices) within an integrated risk management approach or as part of a “holding strategy” for vacant sites. The use of profitable plants and the manipulation of the soil-plant-microbial system can control the bioavailable pool of soil contaminants, while maximizing economic and/or ecological revenues but minimizing environmental risks. Potential benefits include water runoff/drainage management, green space provision, soil erosion prevention, renewable energy and material generation, restoration/rehabilitation of plant, microbial and animal communities, greenhouse gas mitigation and carbon sequestration, recovery of land values, amenity and recreation, etc. (Evangelou et al., 2015; Kidd et al., 2015; Cundy et al., 2016;

Simek et al., 2017; Touceda-González et al., 2017a; Xue et al., 2018).

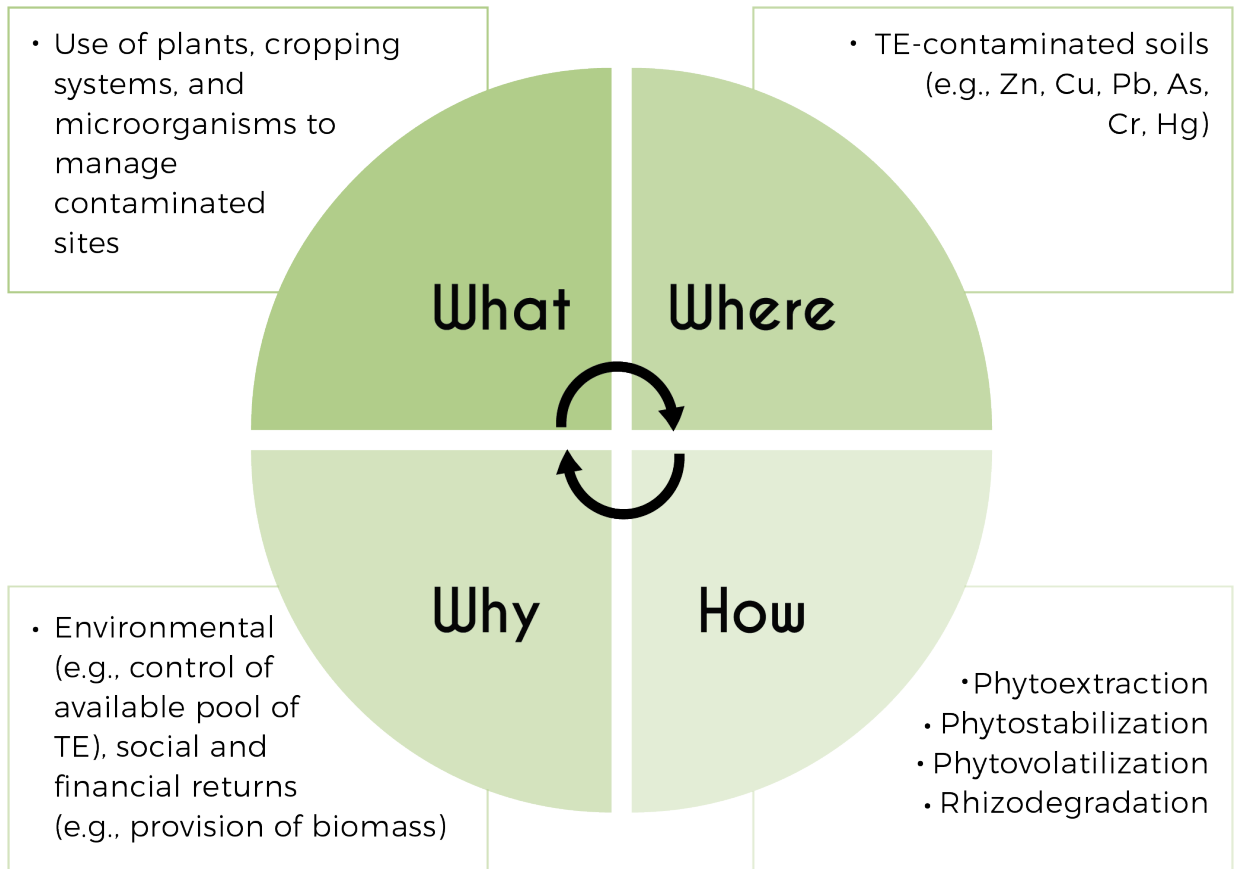


Figure 1: Overview of Phytomanagement options for TE-contaminated soils.

In recent years, phytomanagement has moved from bench-scale level to full-scale deployment in the field. However, the long-term effects of various phytomanagement options on soil functionality, biodiversity, ecological functions and ecosystem services have been poorly assessed and reported.

1.1. Phytomanagement Options

GROs have been developed as eco-friendly alternatives to traditional, civil engineering methods of soil remediation (Kidd et al., 2015). These GROs include *in situ* stabilization and plant-based options and are addressed to decreasing the labile (bioavailable) and/or the total content of contaminants (Cundy et al., 2016). These techniques are based on the use of plants, soil microorganisms, amendments and improved agronomic management, to effectively reduce pollutant

linkages while preserving the integrity of the soil resource and restoring ecological functioning (Vangronsveld et al., 2009). The use of contaminated land for the production of valuable biomass (such as the production of timber, bioenergy crops, biofortified products, ecomaterials, etc.) falls within the concept of phytomanagement (Robinson et al., 2009) and is considered essential for the commercial success of these phytotechnologies (Conesa et al., 2012).

14

Different options for the phytomanagement of contaminated soils are described below:



- **Phytostabilization** uses tolerant plant species with a TE-excluder phenotype to establish a vegetation cover and progressively stabilize and/or reduce the availability of soil pollutants (Mench et al., 2006; Ruttens et al., 2006a, 2006b; Vangronsveld et al., 2009; Dary et al., 2010). The incorporation of amendments into the soil and the use of microbial inoculation (aided phytostabilization; Mench et al.,

2010) can further decrease the bioavailability and, hence, phytotoxicity of pollutants located in the root zone, while improving plant establishment. Phytostabilization does not lead to the actual removal of contaminants but reduces pollutant bioavailability and transfer to other environmental compartments. The mechanical action of the plant roots reduces soil erosion and transport of soil particles through natural agents. Plant

evapotranspiration minimizes leaching during the growing season and therefore contaminant dissemination. In addition, the adsorption, precipitation, and accumulation of the contaminants in the rhizosphere (in collaboration with microorganisms associated with plant roots) entail their immobilization (Mench et al., 2010).



- **Phytoextraction** is based on the use of TE-tolerant plants that take up contaminants (usually, only one or two TE simultaneously, rarely more) from the soil and accumulate them in their harvestable aboveground biomass (Vangronsveld et al., 2009). Phytoextraction can be aided by soil amendments, chemical agents, and soil microorganisms (aided phytoextraction).

When a marketable TE (such as Ni, Au, etc.) is recovered from the plant biomass (bio-ores), this phytotechnology is known as phytomining (Chaney et al., 2007). Another option is to pyrolyse/calcine the TE-rich biomass and to use the biochar or ashes as ecocatalysts in biosourced fine chemistry (Escande et al., 2014; Clavé et al., 2016).

15

- **Phytovolatilization** exploits the ability of plants to transform pollutants into volatile compounds either outside or inside some plant parts after uptake or to absorb and transport volatile compounds from the soil to the aboveground biomass where they can then be released to the atmosphere (Wenzel, 2009). When the contaminant is transformed and released directly from the soil surrounding plant roots (rhizosphere), the strategy is usually termed as rhizovolatilization (Zhang and Frankenberger, 2000).





- **Rhizodegradation, Phytodegradation or Phytotransformation** uses plants (and their associated microorganisms) to degrade organic contaminants to less toxic or non-toxic metabolites (Weyens et al., 2009). When the degradation takes place in the rhizosphere of plants (due to microbial activity and the release of enzymes from plants),

other terms such as phytostimulation or rhizodegradation are preferred (Becerra-Castro et al., 2013).

- Rhizofiltration is based on the use of aquatic plants to absorb in and/or adsorb on their roots the contaminants present in water, sediments or aqueous wastes. The use of aquatic macrophytes as biofilters in natural and constructed wetlands and wastewater treatment facilities has gained interest due to their well-known bioaccumulation properties (Marchand et al., 2010; Salem et al., 2014).

1.2. Advantages and Constraints

The remediation of contaminated soils by phytotechnologies is considered an environmentally-friendly, aesthetically-pleasing and economically-viable alternative to harsher, often destructive, civil engineering-based methods (Kennen et al., 2015). Moreover, they can be applied *in situ* and on a large scale. Establishing an extensive plant cover prevents the dispersion of contaminated soil particles by wind and/or water erosion and can decrease contaminant availability and mobility through

root accumulation, rhizosphere-induced adsorption and precipitation, and/or degradation (Vangronsveld et al., 2009). However, these techniques do present a series of limitations and still require optimization before they can become fully implemented on a wide scale. In addition to the inherent limitations associated with any agronomical practice (such as the dependence on climate and season, water supply, outbreaks of pests or disease, etc.), a major problem associated with these

phytotechniques is the length of time required for the clean-up process (of particular concern in phytoextraction). Several authors have suggested that to be realistically viable the clean-up time should not exceed 10 years (Robinson et al., 2009; Vangronsveld et al., 2009). The time length required can be significantly reduced if the target values are based on the available pool of contaminants and the pollutant linkages instead of the total soil contaminant concentration. As mentioned above, the shift from phytoremediation strategies to phytomanagement options, in which remediation strategies are combined with sustainable site management options, result in a net gain (or at least no gross reduction) in soil functions and ecosystem services, whilst achieving an effective risk management (Cundy et al., 2016). The provision of ecosystem services may compensate some of the limitations of the remediation process. In this context, (aided) phytostabilization should be considered as a management strategy for contaminated sites, which offers economic, environmental, and societal

benefits (Cundy et al., 2016). Climatic conditions pose a crucial and obvious limitation to the success of phytomanagement. Temperature controls transpiration, water chemistry, growth and metabolism of plants, and therefore directly affects both contaminant uptake and their fate in plant parts and other ecosystem compartments (Bhargava et al., 2012). Soil moisture affects both plant growth and contaminant transport in soil, and then GROs also need a sound water management, especially in arid and semi-arid areas that undergo relatively long periods of drought and heatwaves. Prolonged drought induces stress which enhances plants' sensitivity to pathogens and herbivory and, more importantly, reduces plant growth with negative implications on the phytoremediation success. Additional site-specific problems concern mining areas, tailings and sandy soils, where soils are often characterized by a low water retention capacity (Kidd et al., 2015). As mentioned above, a major limitation of phytoextraction is the very long time required to effectively extract TE from soils, particularly in medium and

highly contaminated sites (Zhao et al., 2003). However, if the phytoextraction option only aims at stripping the bioavailable TE fraction from soil (“bioavailable contaminant stripping”) and not to reach total TE concentration targets established by legal frameworks, then the time required for successfully reaching this target is much shorter (Vangronsveld et al., 2009; Mench et al., 2018; Neaman et al. 2020). Also, for phytoextraction, the low biomass and slow growth of most hyperaccumulators are largely responsible for the long time required to achieve the target levels. This limitation can be overcome to some extent by using plant species that provide an added value in order to obtain economic benefit during the phytoextraction process. Energy crops, such as *Miscanthus* spp., *Ricinus communis* L., and *Brassica napus* L., have been proposed due to their TE tolerance and accumulation capacity along with their usefulness for biofuel production (Burgess et al., 2018). Other commercial applications of plants used in phytomanagement, such as biochar production, raw materials for industries (oil, paper, bio-chemicals, essential

oils, etc.) and medicinal purposes, are being studied (Pandey et al., 2016). The use of fast-growing trees offers the possibility to combine TE (Cd, Zn, and Ni) extraction with production of biomass for bioenergy and other end-products (e.g., timber, resin, adhesives, etc.) (Schroeder et al., 2018). Recovery of high-value metals or strategic elements from metal(loid)-rich plant biomass is another means of increasing the economic viability of phytoextraction (in this case termed as phytomining), while simultaneously addressing the need for disposal of the metal(loid)-rich biomass (van der Ent et al., 2015; Kidd et al., 2018;). Chaney et al. (2007) demonstrated that phytomining of Ni can be highly profitable in Ni-contaminated soils. Additional aspects that should be considered include the degree of soil contamination, the bioavailability and accessibility of the contaminants, and the capacity of the plants and their associated microorganisms to adsorb, accumulate and/or degrade the contaminants (Vangronsveld et al., 2009). Assisted phytoextraction using chelates has been proposed as a means of increasing metal bioavailability,

but an important limitation of chelate-induced phytoextraction is the possibility of promoting metal leaching to other environmental compartments (e.g., groundwater; Burges et al., 2018).

The establishment and growth of plants on contaminated sites are other major obstacles (Tordoff et al., 2000, Mendez and Maier, 2008). In addition to the phytotoxic effects of available pollutants in excess, contaminated soils usually present edaphic conditions which can severely limit plant growth (e.g., nutrient deficiency, poor soil structure, low organic matter, etc.). The careful selection of tolerant and resilient plant species is vital for the long-term success of phytomanagement (Batty 2005, Clemente et al., 2012; Parraga-Aguado et al., 2014). The efficiency of phytotechnologies can also be enhanced by optimizing agronomic practices. For example, plant cropping patterns (rotation, intercropping) can improve plant growth and performance and, depending on the phytotechnology, they can be specifically designed so as to enhance or mitigate TE availability, uptake, and accumulation (Kidd et al., 2015). Intercropping, a practice traditionally used in agriculture to increase crop yield, can pair phytoextracting plant species with

other crops, in order to promote remediation while providing economic benefits (Burges et al., 2018). The use of deep-rooting plants, and bioinoculants can enhance plant growth and GROs efficiency (Kidd et al., 2009, 2015). The use of organic and inorganic amendments may optimize plant growth and performance by improving soil physicochemical properties, fertility, and microbial activity and diversity (Bolan et al., 2011; Pardo et al., 2014a, 2014b, 2014d; Xue et al., 2018; Burges et al., 2020). In addition, amendments can directly or indirectly influence the availability and mobility of contaminants through the modification of soil physicochemical and biological conditions (pH, redox conditions, concentration of chelating and complexing agents, cation exchange capacity, and biological activity) (Pérez-De-Mora et al., 2005; Kidd et al., 2015; Pardo et al., 2016). Depending on site characteristics, a selection of the most appropriate phytomanagement options will be necessary; in some cases, the implementation of several approaches may be needed. The combination of different options can be more effective in site remediation than using a single approach.

1.3. Current Status

Phytomanagement requires the use of appropriate agronomic and crop management practices and can be assisted through the application of soil amendments. However, long-term field experiments are crucial for monitoring the efficiency and sustainability of phytomanagement options over time. A growing number of studies under field conditions can be found in the literature and these should contribute towards reaching full-scale deployment of these techniques. Such field studies have shown that phytostabilization can effectively reduce TE mobility by altering speciation, and to improve soil physicochemical properties and fertility, increase microbial diversity and restore functionality in the long-term (Kumpiene et al., 2009; Clemente et al., 2012; Zornoza et al., 2012; Pardo et al., 2014c, 2014d, 2016, 2017; Quintela-Sabarís et al., 2017; Xue et al., 2015, 2018; Mench et al., 2018; Kolbas et al., 2020). At any given site, it will be necessary to implement a long-term monitoring programme so as to ensure that any reduction achieved in TE toxicity and any improvement

in soil quality are maintained (Epelde et al., 2014).

The last few years have seen a growing interest in the influence of microorganisms on plant growth and contaminant bioavailability and degradation. Rhizosphere and endophytic microorganisms that have received much attention because of their potential beneficial effects on plant growth, health, and resistance to stress are the plant growth-promoting bacteria (PGPB), mycorrhizal and endophytic fungi (Mendes et al., 2013; Coninx et al., 2017). Microorganisms can increase the availability of essential plant nutrients, such as nitrogen (N_2 -fixing organisms), phosphorus (by solubilization or mineralization through the production of organic acids and/or phosphatases) or iron (by releasing Fe(III)-specific chelating agents or siderophores). PGPB can also directly influence plant growth and physiology through the production of phytohormones (e.g., Indole-acetic-acid (IAA) or by reducing stress ethylene levels in plants through the production of the enzyme 1-aminocyclopropane-1-carboxylate deaminase). Some

bacteria can inhibit or reduce plant diseases indirectly by competing for nutrients and space (niche exclusion), producing antimicrobial compounds or through the induction of plant defense mechanisms (Goswami et al., 2016; Guo et al., 2020). Several field-based trials implementing phytostabilization in TE contaminated soils have shown the benefits of organic-based amendments for the recovery of soil biological fertility. Microbial biomass and soil enzymatic activities were higher in acidic mine soils amended with pig manure/sewage sludge/marble waste than in the untreated mine tailings (Zanuzzi et al., 2009; Zornoza et al., 2012). Pardo et al. (2014d) successfully used olive-mill waste compost as a soil amendment to promote the growth of a native legume (*Bituminaria bituminosa* (L.) C. H. Stirt.) in a mine-affected soil from a semi-arid area (Southeast Spain) contaminated with TE (As, Cd, Cu,

Mn, Pb, and Zn). However, the use of amendments has to be carried out with caution as they can have undesirable effects: for instance, an inappropriate use of organic amendments can result in underground water contamination by nitrates, antibiotics, hormones, and loss of soil biodiversity, posing a risk to environmental and human health (Goss et al., 2013; Burges et al., 2016, 2018). Organic and inorganic amendments can induce other negative effects like destruction of soil structure, addition of potentially toxic compounds, immobilization of essential nutrients, etc. (Alkorta et al., 2010). Moreover, although amendments have demonstrated to aid revegetation, plant roots may not extend readily from a fertile layer into underlying non-amended contaminated soil (Pulford and Watson, 2003), limiting the potential of this phytotechnology to the top layer of soil.

1.4. Legal and Regulatory Framework

Key concerns regarding the increasing loss of soil quality through degradation or

contamination of soils led the European Commission to develop a Soil Framework Directive

(EC, 2006) which presented a Thematic Strategy toward soil protection considering eight main threats to European soils: (1) erosion, (2) loss of organic matter, (3) contamination, (4) compaction and other physical soil degradation, (5) salinization, (6) decline of biodiversity, (7) soil sealing by infrastructure, and (8) floods and landslides (EC, 2006). Unfortunately, this Thematic Strategy was not accepted by all EU Member Countries. The Global Soil Partnership (GSP) was established in 2012 by the Food and Agriculture Organization of the United Nations (FAO) in order to develop interaction and enhanced collaboration amongst all relevant stakeholders (from land users to policy makers) towards the development of soil legislation and sustainable soil management measures. This proposal was very important and promoted a discussion on how to translate soil science into environmental policies (Bouma et al., 2017). The Intergovernmental Technical Panel on Soils (ITPS), which was established at the first Plenary Assembly of the GSP in 2013, published the first-ever comprehensive report on the State of the World's Soil Resources

(SWSR; FAO and ITPS, 2015). Major threats to soil functions at a global scale were identified as soil erosion, loss of soil organic carbon, nutrient imbalance, salinization, and sodification. Requirements for soil protection are also often included in other EU policies, such as the Nitrates Directive and the Water Framework Directive, and in the national legislations of various European countries, specifically addressing water, waste, and mining regulations. Also, the European Green Deal roadmap (https://ec.europa.eu/info/strategy/priorities-2019-2024/european-green-deal_en) aims at turning climate and environmental challenges into opportunities, restoring biodiversity and decrease the level of e.g. soil pollution. The legislation available in many industrialized countries, regulating local soil contamination, and guidelines for assessing potentially contaminated soils, is based on total contaminant concentrations (Reinikainen et al., 2016; Ramon and Lull, 2019). However, negative effects of TE on soil functioning is known to be more related to mobile/bioavailable elemental pools rather than total TE concentrations (Kumpiene et al., 2009). Therefore,

the site-specific approach based on the design of a conceptual model, pollutant linkages and risk assessment is more and more adopted in European countries (e.g. France, UK, Germany; Mench et al., 2020). On the other hand, it is often the case that bioavailable concentrations show no correlation with total concentrations (Burgess et al., 2015). There is a general consensus that TE bioavailability is more important for environmental protection and risk assessment than total TE concentrations because it represents the labile fraction subject to leaching and uptake by soil organisms (Madejón et al., 2006). In recent years, more sophisticated risk-based approaches to deal with the local effects of soil pollution have been developed, which include the concept of pollutant linkages (contaminant-receptor-pathway). Decision makers and regulatory organizations have accepted that bioavailability of soil contaminants is a key variable to be taken into consideration in risk assessment, regulation policies, and soil remediation (Bolan et al., 2014; Naidu et al., 2015). These risk-oriented policies focus on the abandonment of policies aimed at restoring soils

to their original 'clean' state. Some national trigger values classifying soils as contaminated or requiring remediation now have bioavailability explicitly (e.g., in the UK, Belgium, Switzerland; Mench et al., 2020) or implicitly (trigger values set according to the main influencing soil physicochemical properties, e.g. soil pH, granulometry, organic matter content) embedded within them. Several phytomanagement options are aimed at removing the bioavailable contaminant fraction ("bioavailable stripping"), a target which significantly reduces the length of time required for remediation (Herzig et al., 2014; Li et al., 2014; Lillo et al., 2020; Neaman et al., 2020). A rising consensus in the broad frameworks and approaches for sustainable remediation (Bardos, 2014) is culminating in the drafting of international standards by ISO and ASTM International. The fundamental basis of sustainable remediation is to promote the use of more sustainable practices during environmental clean-up activities, with the objective of balancing economic viability, conservation of natural resources and biodiversity, as well as the enhancement of the quality of

life in surrounding communities. In broad terms, the concept of sustainable remediation is based on achieving a net benefit across a range of environmental, economic, and social concerns that are judged to be representative of sustainability. This is a key goal in land remediation and land regeneration, given the large global contaminated land legacy and the overall resource and financial cost required to bring this land back into beneficial use. The implementation of the International Organization for Standardization (ISO) Standard

on Sustainable Remediation has reached an advanced stage (Bardos et al., 2016). Remediation begins with an option appraisal that shortlists strategies which could deliver the required reduction in risk. A remediation strategy comprises one or more remediation technologies that will deliver the safe and timely elimination and/or control of unacceptable risks. The ISO standard will help assessors identifying the most sustainable among the shortlisted, valid alternative remediation strategies.

This guide intends to give an overview of the profitable plants that can be used in phytomanagement projects as well as strategies that will improve their efficiency in the recovery of sites contaminated with TE. These strategies include the use of cropping systems that maximize plant productivity and overall soil improvement; the use of beneficial microorganisms that promote crop establishment and stress resistance; and the use of soil amendments, specifically organic, that immobilize TE and facilitate plant growth.







2 PLANT SELECTION AND CROPPING SYSTEMS

Phytomanagement uses plants that can withstand adverse levels of TE, while providing environmental gains and financial returns for stakeholders (Cundy et al., 2016). The increased attention given to this approach during the last decade fostered laboratory and field research aimed at finding plant species and associated microorganisms with abilities to restore TE-contaminated areas (Fig. 2). Some valuable crops arose as promising candidates in adding value to those areas by e.g. generating biomass-based products, feedstock for fibers, essential oils, pharmaceutical products, ecocatalysts, platform-chemicals for green chemistry and ecomaterials/insulation, while lowering or stabilizing pollutants in soil.



Figure 2: Poplar (*Populus* sp.) growing in soils contaminated with Cu, Cd, and Zn (Borralha Mine, Portugal; photo © Helena Moreira)

The selection of a crop suitable for a specific contaminated site is therefore critical for the success of phytomanagement options, and depends on the following factors (Kidd et al., 2015; Cundy et al., 2016):

- i) type, concentration, chemical speciation, and bioavailability of the contaminants;
- ii) soil physicochemical characteristics (e.g., structure, compaction, fertility, moisture, pH, organic matter);
- iii) pollutant linkages;
- iv) water availability;
- v) climatic conditions (e.g., temperature, precipitation, wind, altitude, latitude);
- vi) local facilities for processing biomass (as transport may not be possible);

Screening through appropriate literature and experiments at similar locations can help determining whether certain types of crops are suitable for the target site. Scanning surrounding areas can also help to find plants with potential to grow in the contaminated target site, given that growth conditions may be similar or comparable. Furthermore, there are some phytotechnology online databases (e.g. <https://www.iret.cnr.it/en/phytoportal>; <http://phytosociety.org>) that can help selecting the adequate crops. However, preliminary plant survival and growth trials are advisable prior to their large-scale employment, in order to ensure the success of the phytomanagement action.

The plant selection process must also consider potentially invasive/aggressive species that may compete with local endemic species and/or act as ecological disruptors, and are, therefore, not advisable. Additional traits such as growth rate, life cycle (perennial, annual, biennial), type (deciduous, evergreen), growth habit (e.g. herb, graminoid, shrub, tree), water requirements, resilience to climate change, root depth, susceptibility to diseases/pests, and contaminant (TE, xenobiotics or both) tolerance should also be considered to attain the specific goals of the phytomanagement action at the target site.

Finally, the phytomanagement goal is to phytoextract and/or phytostabilize the potentially toxic TE, and/or to promote xenobiotic biodegradation when there is a mixed (inorganic and organic) soil contamination. The

behavior of contaminants in the candidate plant should also be carefully considered. Information describing the processes and pathways by which TE interact with specific plants can be found in dedicated databases and in the literature. However, TE uptake is metal- and plant-specific, which means that it can be highly variable even within the same plant species and depends on, among other factors, plant nutritional status and TE bioavailability in soil.

Besides selecting the most suitable crop(s), designing the appropriate cropping system i.e., the type of management and crop spatio-temporal organization, is critical and can certainly increase phytomanagement efficiency in a given area. An optimal cropping system will maximize soil fertility, promote an efficient use of nutrients and water, and enhance crop yield. It can also affect TE mobility and availability.

Cropping systems comprise three components: i) crop succession, which dictates the sequence of crops across years (e.g., monocultures, crop rotation); ii) cropping patterns, which comprises the spatial arrangement (e.g. co-and intercropping), and iii) management practices (e.g., tillage system, irrigation practices, nutrient management) (Bégué et al., 2018; Figs. 3, 4).

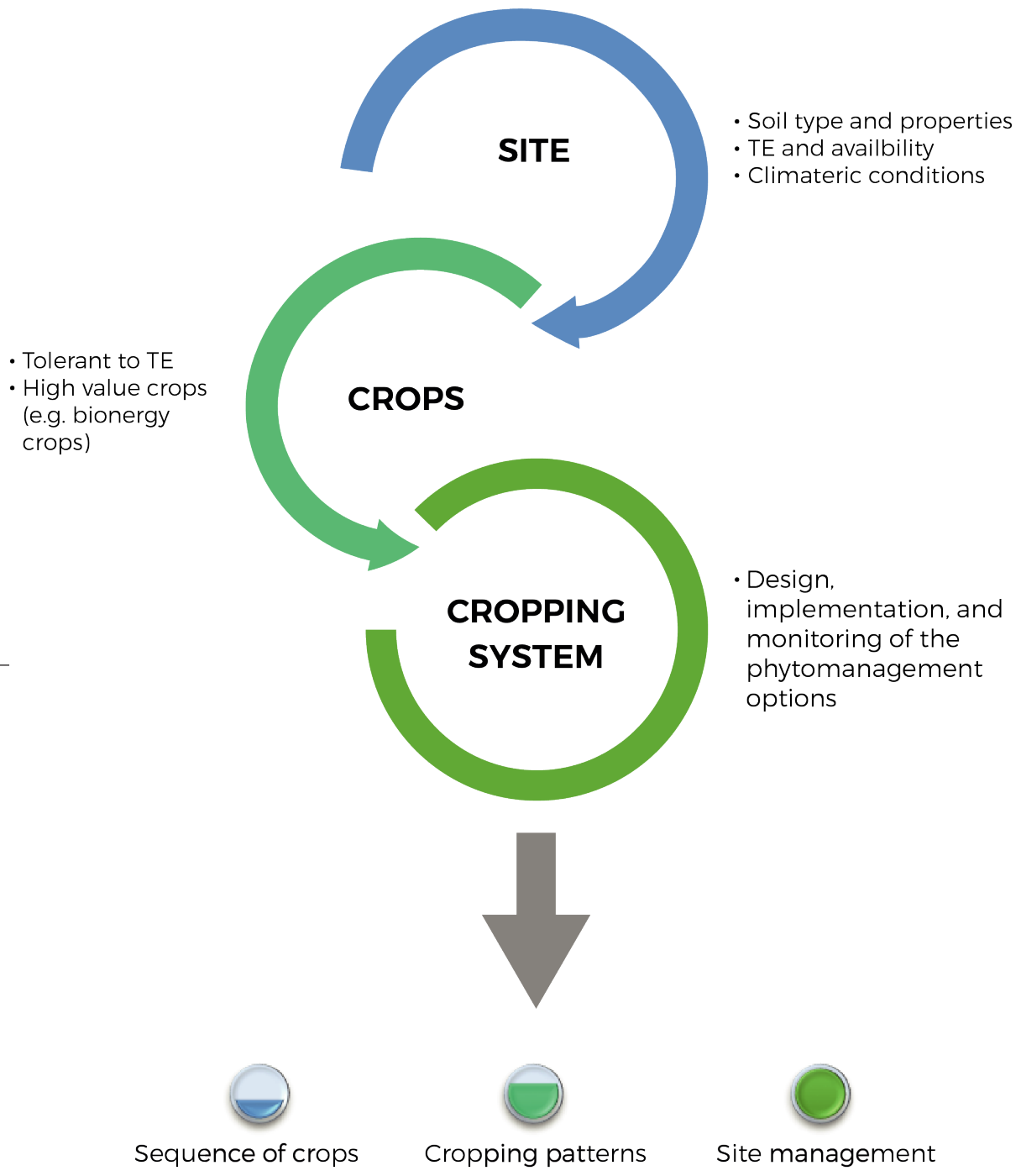


Figure 3: Schematic diagram showing the different steps for phytomanaging a contaminated site.

Cover crops can also be included in phytomanagement options to improve their success. These crops are mostly planted for improving soil fertility, and not for biomass or energy production purposes.

This section summarizes the main traits, TE tolerance and phytomanagement applications of some economically valuable crops. It also highlights the most relevant cropping patterns to be applied in TE-contaminated sites in order to enhance the success of phytotechnologies.



Figure 4: Poplar (*Populus* sp.) plantations in Borralha Mine (northern Portugal) intercropped with alfalfa (*Medicago sativa*; photo © Helena Moreira).

2.1. Economically Valuable Crops

Phytomanagement of TE-contaminated sites uses plants capable of overcoming abiotic and biotic stresses, while offering economic benefits, such as biomass for energy production, or/

and other profitable products such as biofuel, essential oils, fiber and timber.

The main criteria for selecting these crops are:



HIGH VALUE CROPS

1. Fast growth rate
2. Tolerant to TE
3. High biomass production
4. Profuse root system, high root density, and length
5. Easy to cultivate and harvest
6. Biomass quality (e.g., for biomass-processing technologies)

A wide range of fast-growing plants, varieties, cultivars and hybrids have the potential to be used in TE-affected sites. However, although tolerant to TE, these crops can suffer from phytotoxicity at early stages of their development.

The growth characteristics, level of TE tolerance/accumulation, capacity to generate valuable products and phytotechnology details of the most promising annual and perennial energy crops are described in the next sections.



2.1.1. Annual Crops

2.1.1.1. Sunflower (*Helianthus annuus* L.)

A. CHARACTERISTICS:

- **Family:** Asteraceae
- **Growth habit:** herb
- **Plantation:** mid spring *in situ*; an early start can be made by sowing seeds in pot in greenhouse in early spring
- **Harvest:** September (in western Europe)
- **Water usage:** medium
- **Cultivation details:** prefers moist and well-drained soils; suitable for various soil pH; it can grow in semi-shade or no shade; tolerant to drought.



photo © Helena Moreira

B. TRACE ELEMENTS (tolerance/accumulation):

Al	As	Ag	Cd	Co	Cr	Cu	Fe	Mn	Mo	Ni	Pb	Zn	Sn	Tl
	▲		▲		▲	▲				▲	▲	▲		

C. POTENTIAL PRODUCTS:

Livestock forage; biomass; biofuel (bioethanol, biodiesel and biogas); seeds oil; insulating materials; fibers.

D. PHYTOTECNOLOGY DETAILS/APPLICATIONS:

Sunflower is a TE-tolerant high-yield crop with several potential uses. This crop can be used to phytoextract TE (Cd, Zn, and Cu) in contaminated soils and provide financial revenues from the biomass processing (Kolbas et al., 2011; Herzig et al., 2014; Kidd et al., 2015; Mench et al., 2010, 2018). Sunflower shoots and oilseed are relevant raw feedstock for several biomass processing technologies, such as: insulation material, hydrothermal processing, which converts raw materials such as lignocellulosic materials into bioenergy and high added-value chemicals (Ruiz et al., 2013), fatty acids for supporting microbes, oil, production of bioethanol and biogas (Camargo and Sene, 2014; Hesami et al., 2015), fibers to reinforce plastic products

(Liu et al., 2017) and briquettes (Alaru et al., 2013). Several sunflower mutant lines obtained by chemical mutagenesis phytoextract more TE (Cu, Zn, Cd, and Pb) than their mother lines under field conditions (Herzig et al., 2014; Kolbas et al., 2011, 2014, 2018), and show an increased antioxidant status at high TE exposure (Nehnevajova et al., 2012). Water supply and its distribution during crop cycles is a limiting factor for crop production. Sunflowers' ability to withstand more frequent heatwaves and long drought periods due to the climate change is a beneficial trait (Kidd et al., 2015). To avoid pest occurrence, a crop rotation is often mandatory.



Figure 5: Sunflower grown at Saint-Médard-d'Eyrans (France; photo © M. Mench).

2.1.1.2. Tobacco (*Nicotiana tabacum* L.)

A. CHARACTERISTICS:

- **Family:** Solanaceae
- **Growth habit:** herb
- **Plantation:** seed – surface sow in greenhouse before transplanting
- **Harvest:** July-October
- **Water use:** medium
- **Cultivation details:** prefers well-drained and fertile moisty soils; suitable for different soil pH; sunny areas (12-13 h of light during its vegetative growth); prefers temperatures of 20-30 °C and atmospheric humidity of 80-85%.



photo Joachim Süß by Pixabay

B. TRACE ELEMENTS (tolerance/accumulation):

Al	As	Ag	Cd	Co	Cr	Cu	Fe	Mn	Mo	Ni	Pb	Zn	Sn	Tl
			▲		▲		▲	▲			▲	▲		

C. POTENTIAL PRODUCTS:

Oil; biomass; biofuel (biodiesel, biogas); biochar and activated carbons; livestock feed; pellets.

D. PHYTOTECHNOLOGY DETAILS/APPLICATIONS:

Tobacco is able to tolerate and accumulate several TE such as Cd, Zn and Cu, especially in leaves. In the past decade, tobacco has gathered interest within the energy sector as a bioenergy crop by having the potential to generate up to 170 tons of biomass per ha (Barla and Kumar, 2019). Phytomanagement of TE-contaminated soils using tobacco and processing of its biomass are reported in several research studies (Gonsalvesh et al., 2016; Hattab et al., 2016; Thijs et al., 2018; Burges et al., 2020; Kolbas et al., 2020). Tobacco shoots can be used in various conversion processes, i.e. vacuum and oxidative pyrolysis, synthesis of hydrogen fuel, biofuel and activated carbons, hydrothermal oxidation, gasification, among others (Usta, 2005; Maskos and

Dellinger, 2008; Andrianov et al. 2010; Syc et al., 2011). Some tobacco cultivars show particular tolerance to Cu (Keller et al., 2003; Rout and Sahoo, 2007) and Cd (Mench et al., 1989; Vangronsveld et al. 2009). Metal-resistant somaclonal variants of tobacco have also been tested in Switzerland and Belgium (Lyubenova et al., 2009; Vangronsveld et al., 2009; Herzig et al., 2015) and the best variants had a higher shoot TE concentration than parental lines. Such tobacco variants are candidates for non-food crop rotation on TE-contaminated soils, but their productivity and shoot TE removal in southwest Europe, notably at sites with Cu-contaminated soils, is still underexplored.



Figure 6: Tobacco plants in a former wood preservation site contaminated with Cu and PAHs (Saint-Médard-d'Eyrans, France; photo © M. Mench).

2.1.1.3. Industrial Hemp* (*Cannabis sativa* L.) *Low TCH content-cultivar

A. CHARACTERISTICS:

- **Family:** Cannabaceae
- **Growth habit:** herb
- **Plantation:** seed – sow in early spring in greenhouse or in situ in mid spring.
- **Harvest:** September-October
- **Water use:** high
- **Cultivation details:** very adaptable to soil and climatic conditions; prefers fertile and well-drained soils; optimal soil pH 6.3-6.8; requires more than 12-13 h of light during vegetative growth; growth period of 2-10 months, depending on latitude.



photo NickyPe by Pixabay

B. TRACE ELEMENTS (tolerance/accumulation):

Al As Ag **Cd** Co **Cr** **Cu** Fe Mn Mo **Ni** **Pb** **Zn** Sn Tl

▲ ▲ ▲ ▲ ▲ ▲

C. POTENTIAL PRODUCTS:

Fibers; biofuel (bioethanol, biodiesel and biogas); livestock forage; animal bedding; paper; compost; paint; oil; composited materials.

D. PHYTOTECNOLOGY DETAILS/APPLICATIONS:

Industrial hemp can grow in multi-contaminated and low fertility soils, and it can be cultivated in several EU countries (with permission). It has about 1 m deep and dense roots, which can be also used to produce organic compost. This crop is able to establish and grow with very low agrochemical inputs and can be used for a wide range of applications, including building materials, textiles and biofuel production (Angelova et al., 2004; Alaru et al., 2013; Kumar et al., 2017). Hemp has a high cellulose content, which is a key factor for bioethanol production (Kumar et al., 2017).

The use of hemp for phytoremediation has been

poorly explored but it is seen as one of the most profitable annual bioenergy crops for managing TE contaminated soils.

Hemp is able to tolerate high concentrations of Cu, Cd, Pb, Zn, Cr and Ni in soils (Ahmad et al., 2016), and depending on cultivars and edaphic conditions, it can be used either for phytostabilization or phytoextraction (e.g. Zn; Malik et al., 2010). In the case of Cu, hemp can accumulate high levels of this TE in plant tissues (Angelova et al., 2004; Arru et al., 2004; Elisa et al., 2007). This crop is also able to absorb Se and could be used for biofortification purposes (edible seeds; Stonehouse et al., 2020).



2.1.1.4. MAIZE (*Zea mays* L.)

A. CHARACTERISTICS:

- **Family:** Poaceae
- **Growth habit:** graminoid
- **Plantation:** spring
- **Harvest:** September-October
- **Water usage:** high
- **Cultivation details:** versatile crop; suitable pH: acid and neutral soils; does not grow in shadow; dependent on soil moisture; sensitive to drought and frost; high fertility requirements.



photo © Sofia Pereira

B. TRACE ELEMENTS (tolerance/accumulation):

Al	As	Ag	Cd	Co	Cr	Cu	Fe	Mn	Mo	Ni	Pb	Zn	Sn	Tl
▲	▲		▲		▲	▲	▲	▲		▲	▲	▲		

C. POTENTIAL PRODUCTS:

Biofuel (biodiesel, bioethanol, and biogas); biomass; livestock forage; charcoal.

D. PHYTOTECHNOLOGY DETAILS/APPLICATIONS:

Energy maize is a high biomass and fast-growing crop, with long roots, that can be used for power generation and biofuel production. Its nutritional requirements and other management issues regarding its plantation are well established, which facilitates its adoption for phytoremediation. However, as it is considered a first-generation bioenergy crop, and is seen as a competitor with food crops for fertile soils, its cultivation for energy purposes is not consensual. Nonetheless, there are several energy cultivars on the market that are able to grow in contaminated sites, tolerating a broad range of TE such as Cr, Cu,

As, and Al. Maize can accumulate high concentrations of Cd, Pb, and Zn above phytotoxic concentrations without showing any symptoms of toxicity. This crop can be used for both phytoextraction (Kimenyu et al., 2009; Pereira et al., 2007) and phytostabilization (Moreira et al., 2016a), depending on genotype, the type of TE and the soil physicochemical characteristics. The kernel usually presents the lowest TE concentration. This results from plant defense mechanisms to prevent non-essential elements to reach the reproductive organs (Meers et al., 2010).



Figure 7: Energy maize at the Cd/Zn-contaminated Balen site, Belgium (Vangronsveld et al.; photo @ M. Mench) – FP 7 EU Greenland project (see Thijs et al., 2018)

2.1.2. Perennial Grass Crops

2.1.2.1. Silvergrass (*Miscanthus* spp.)

A. CHARACTERISTICS:

- **Family:** Poaceae
- **Growth habit:** graminoid
- **Plantation:** spring; propagated by seeds and rhizome dispersion
- **Harvest:** late winter or early spring (SRC)
- **Water usage:** medium
- **Cultivation details:** adaptable to a wide range of soils (sandy to organic) and pH; some clones grow on low winter temperatures (-14°C); low nutrient input requirements.



photo © M. Mench

B. TRACE ELEMENTS (tolerance/accumulation):

Al	As	Ag	Cd	Co	Cr	Cu	Fe	Mn	Mo	Ni	Pb	Zn	Sn	Tl
▲	▲		▲		▲	▲				▲	▲	▲	▲	

C. POTENTIAL PRODUCTS:

Pulp and fiber; livestock bedding and forage; biomass; biofuel (bioethanol); biochar; paper; pellets and briquettes.

D. PHYTOTECHNOLOGY DETAILS/APPLICATIONS:

Miscanthus sp. is a high-biomass crop with a deep and extensive root system that is highly tolerant to a broad range of TE, which are accumulated mainly in belowground tissues (roots and rhizome; Pandey et al., 2016). *Miscanthus* is highly recommended for phytomanaging mining areas, smelting sites and marginal lands (Van Ginneken et al., 2007; Balsamo et al., 2015; Nsanganwimana et al., 2014, 2016) due to its promising results when tested in those areas. Shoot biomass of *Miscanthus* species can be converted to energy, fuels, and chemical feedstock including lignocellulose for bio-products (McKendry, 2002; Angelini et al., 2009; Brosse et al., 2012; Murphy et al., 2013; Van der Weijde et al., 2013; Nsanganwimana et al., 2014). From the several species, only four have economic value: *Miscanthus sinensis*; *M. sacchariflorus*, *M. floridulus*, and *M. x giganteus*,

which have the potential of being harvested twice a year. The latter, *M. x giganteus*, is the one that is mostly studied for phytomanagement of contaminated soils because it is sterile and yields the highest biomass, reaching over 4 m height (Pidlisnyuk et al., 2014; Kolodziej et al., 2016; Burges et al., 2018). *M. x giganteus* is affected by only a few pests (Stefanovska et al., 2017), which prevents yield losses. This crop can further decrease soil disturbance and planting costs when comparing with annual crops (Nsanganwimana et al., 2014). The rhizome system of *Miscanthus* sp. favors the cycling of nutrients between the belowground and aerial plant parts, which minimizes fertilizer inputs (Lewandowski et al., 2000). *Miscanthus* sp. can also highly contribute to soil C sequestration (Clifton-Brown et al., 2007; Christensen et al., 2016) and soil health.



Figure 8: *M. x giganteus* in Saint-Médard-d'Eyrans (France; photo © M. Mench).



Figure 9: *M. x giganteus* around the Metal Europe site (Nsangawimana et al., ISA-Yncrea, Lille, France; photo © M. Mench).

2.1.2.2. Vetiver (*Chrysopogon zizanioides* (L.) Roberly)

A. CHARACTERISTICS:

- **Family:** Poaceae
- **Growth habit:** graminoid
- **Plantation:** transplantation of plantlets (with a good root system) to field
- **Harvest:** September-October
- **Water usage:** medium
- **Cultivation details:** prefer sandy-loam soils; highly adaptable to a wide pH (3.3 – 9.5) and temperature (-10°C – +55 °C) range; sensitive to shade; low nutrient input requirements; very tolerant to salinity and drought.



photo Wikilimages by Pixabay

B. TRACE ELEMENTS (tolerance/accumulation):

Al	As	Ag	Cd	Co	Cr	Cu	Fe	Mn	Mo	Ni	Pb	Zn	Sn	Tl
▲	▲		▲		▲	▲				▲	▲	▲		

C. POTENTIAL PRODUCTS:

Handicrafts; essential oil; livestock fodder; fiber; biomass; biofuel (bioethanol).

D. PHYTOTECHNOLOGY DETAILS/APPLICATIONS:

Vetiver is a widely adaptable high-yield plant that can reach 2-3 m height. This crop has a very extensive and thick root system (over 4 m), which allows a larger contact surface with TE, decreasing their leaching. It has a very fast growth and is very effective in fixing sediments and controlling erosion (Cazzuffi et al., 2006; Prakasa et al., 2008). Generally, only sterile cultivars of the species *C. zizanioides* are used in phytomanagement (Wilde et al., 2005), which have no negative impact on native species (Wilde et al., 2005). Vetiver has high tolerance to As, Cd, Cu, Pb and Zn (Chen et al., 2004, 2020) and can be used in multi-contaminated sites. Low TE concentrations in the shoots

limit their transfer into the food chain (Yang et al., 2003). Vetiver has been assessed for e.g. the assisted phytostabilization of Pb/Zn tailings, both *in situ* and *ex situ* (Pang et al., 2003; Yang et al., 2003; Rotkittikhun et al., 2007 and for the phytoextraction of Pb, Cu, Zn, and Cd (Chen et al., 2004, Chiu et al., 2005, 2006; Antiochia et al., 2007; Angin et al., 2008) with very good results. Only few studies have been performed with vetiver on the aided-phytostabilization of Cu-contaminated soils (Saidi, 2000; Chiu et al., 2006; Geiger et al., 2019).

Vetiver is also able to increase soil quality (better nutrient contents and a stimulation of soil microbial populations; Chen et al., 2020).



Figure 10: Vetiver with 3 years of growth
– Cu stabilization - in St. Médard d'Eyrans
(France; photo © M. Mench)

2.1.3. Woody Crops

2.1.3.1. Poplar (*Populus* sp.)

A. CHARACTERISTICS:

- **Family:** Salicaceae
- **Growth habit:** tree
- **Sowing:** mainly propagated by cuttings
- **Water usage:** medium
- **Cultivation details:** require direct sunlight; prefer moist soils rich in OM; pH 5–7.5; adapted from fine to coarse textured soils; high drought tolerance; sensitive to waterlogging.



photo © Sofia Pereira

B. TRACE ELEMENTS (tolerance/accumulation):

Al	As	Ag	Cd	Co	Cr	Cu	Fe	Mn	Mo	Ni	Pb	Zn	Sn	Tl
▲			▲		▲	▲				▲	▲	▲		

C. POTENTIAL PRODUCTS:

Biomass; biofuel (bioethanol); timber; paper; paper board; pulp.

D. PHYTOTECHNOLOGY DETAILS/APPLICATIONS:

Poplar is a widely adaptable crop, which can be cultivated in multi-contaminated sites, including with organic contaminants. The *Populus* genus comprises several species and cultivars and can be grown in TE contaminated areas, both as a forest crop in long rotations (10–20 years) and as short rotation coppices (SRC) (2–5 years; Krzyżaniak et al., 2019). It has been successfully used in long-term field experiments, especially under SRC, due to its high biomass production, deep root system and high tolerance to TEs (Kidd et al., 2015; Quintela-Sabarís et al., 2017; Thijs et al., 2018; Xue et al., 2018; Chalot et al., 2020). With

a deep root system, poplar can be used for phytoextraction (Cd, Zn) or phytostabilization (Cu, Pb). However, poplar cultivars and clones show great disparity regarding TE tolerance and accumulation patterns (Ruttens et al., 2011; Van Slycken et al., 2013).

Poplar yields have been estimated from 2 up to 25 Mg ha⁻¹ year⁻¹ DW, but vary according to several factors such as climate, soil, cultivar, planting density and rotation (Krzyżaniak et al., 2019). Due to its fast growth and high yield, poplar also highly contributes to CO₂ emission mitigation and soil C sequestration.



Figure 11: Poplar SRC at the Zn/Cd contaminated Balen site, Belgium (managed by Vangronsveld et al.; photo © M. Mench)

2.1.3.2. Willow (*Salix* sp.)

A. CHARACTERISTICS:

- **Family:** Salicaceae
- **Growth habit:** tree
- **Plantation:** cuttings (late November to late February/early March)
- **Water usage:** medium-high
- **Cultivation details:** adapted to a wide range of soils, from fine to coarse textured soils; adapted to moist and flooded soils; prefers sunny areas.



photo © Helena Moreira

B. TRACE ELEMENTS (tolerance/accumulation):

Al	As	Ag	Cd	Co	Cr	Cu	Fe	Mn	Mo	Ni	Pb	Zn	Sn	Tl
			▲		▲	▲				▲	▲	▲		

C. POTENTIAL PRODUCTS:

Biomass; biofuels; timber; charcoal; biochar; pulp; paper.

D. PHYTOTECHNOLOGY DETAILS/APPLICATIONS:

Willows are spread worldwide and species such as *Salix viminalis*, *Salix caprea* and *Salix smithiana*

(Adler et al., 2008; Puschenreiter et al., 2013; Hoefler et al., 2015) are used in phytotechnologies due to

its high biomass production, deep root system and tolerance to TE. Willows can usually accumulate Cd/Zn in the leaves but have a Cu-excluder phenotype. They have been assessed for the phytomanagement of former wood preservation sites (Mench et al., 2010; Kidd et al., 2015) and long-term Cd and Zn-contaminated areas across Central Europe (Unterbrunner et al., 2007). Similar to poplars, willows are usually used in SRC (Utmazian and Wenzel, 2007; Ruttens et al., 2011; Dimitriou et al., 2006, 2012). A large number of willow cultivars and clones show great variation in biomass production, TE tolerance and accumulation patterns (Ruttens et al., 2011; Van Slycken et al., 2013). Some species or clones of willow show high bioconcentration factors



for Cd (up to 27) and Zn (up to 3) (Dickinson and Pulford, 2005; Wieshammer et al., 2007). It is possible to select the best-performing clones based on their TE tolerance, and uptake efficiency (accumulating clones for phytoextraction vs. excluding clones for phytostabilization), TE translocation from roots to shoots, and biomass production (Pulford and Dickinson, 2006; Pourrut et al., 2011). Clones can also be selected for their ability to accumulate selected TE (Cd and Zn) while at the same time immobilizing elements such as Cu and Pb (French et al., 2006). Willow has also a significant role in soil C sequestration and enhances the diversity and activity of soil microbial communities (Xue et al., 2015).

Figure 12: *Salix smithiana* after 4 years of growth in Pb/Zn tailings of Rubiais Mine (Spain; photo © Petra Kidd)



Figure 13: Willow SRC at the Zn/Cd contaminated Balen site, Belgium (managed by Vangronsveld et al.; photo © M. Mench)

2.2. Cover Crops

Cover crops are usually grown between cropping seasons, or simultaneously with the main crop, in order to improve soil fertility and prevent soil erosion (Blanco-Canqui et al., 2015). In some cases, these are planted as the main crop. They are also occasionally

designated “catch crops” due to their capacity to uptake and hold nitrogen (N) and other nutrients that might otherwise leach out of the rooting zone and be lost to deeper soil profiles, and potentially to underground water (Poeplau et al., 2015).

They can present several benefits in TE contaminated sites, including:

COVER CROPS

1. improve soil fertility (e.g., N) and health
2. protect soil against erosion
3. prevent nutrient leaching
4. increase main crop yields
5. improve soil organic matter
6. improve biodiversity (e.g., beneficial insects and pollinators)
7. improve soil moisture

Using a mixture of different cover crops is often the best option for contaminated sites because they can have complementary benefits. However, choosing compatible crops and adjusting seeding rates is key to prevent them from overlapping each other.

Legumes and grasses are the most commonly used, but brassicas and some tree species have also proven to be effective cover crops.

2.2.1. Legumes

One of the main purposes of selecting legumes as cover crops is their ability to fix nitrogen (N_2) from the atmosphere. These plants contain N_2 -fixing bacteria (rhizobia) within nodules in roots, which deliver N to the plant, thus assisting its growth. Once the plant is degraded, the N is released to the soil, enhancing its fertility. For this reason, these cover crops are often called green manure. Due to their N_2 -fixation capacity, legumes can survive on N-depleted soils, an

advantage for restoring degraded areas using phytotechnologies. Legumes tend to nodulate freely, but generally seeds available on the market are already inoculated with rhizobia strains to insure efficient nodulation. However, many of these strains may not be TE tolerant/resistant, limiting the success of the intended symbiosis. The use of TE tolerant strains could improve N_2 fixation in contaminated sites (Cleyet-Marel et al., 2001; Mengoni et al., 2001).

Several types of legumes can be used, including:

- **Fava bean** (*Vicia faba* L.; Fabaceae)
annual plant; grows better in near neutral to alkaline pH (5.4-8.0), well-structured soils; prefers well drain loam to clay soils; susceptible to boron toxicity; low tolerance to salinity; able to survive to waterlogged conditions.
- **Hairy vetch** (*Vicia vilosa* L.; Fabaceae)
annual plant; good winter crop for northern climates (moderately winter-hardy species); grows well on a wide range of soil types; better option for sandy soils; residues decompose rapidly, releasing N faster than most other cover crops; high tolerance to drought.
- **Alfalfa** (*Medicago sativa* L.; Fabaceae)
perennial with new growth from crown each year; cold, low-shade and drought-tolerant; deep-rooted. It is commonly interseeded with oat, wheat, and barley, and it grows after the grain is harvested.
- **Red clover** (*Trifolium pratense* L.; Fabaceae)
perennial; short-lived cold-tolerant; low tolerance to waterlogging, drought and salinity; moderate tolerant to soil lime; slightly acid to neutral pH; prefers sunny sites; better suited for short crop rotations.
- **White clover** (*Trifolium repens* L.; Fabaceae)
perennial; short-lived; optimal pH 5.6-6.5; prefers well-drained soils; low tolerance to drought and waterlogging. Tolerates shading better than other legumes and may be useful as orchard-floor covers or as living mulch.



Figure 14: White clover growing in a Cu-rich mining soil (Borralha mine, northern Portugal; photo © Helena Moreira).

2.2.2. Grasses

Grass cover crops include annual cereals (e.g., wheat), annual or perennial forage grasses (e.g., ryegrass), and warm-season grasses (e.g., sudangrass). Their benefits include fast establishment and extensive root system, which is very effective in preventing soil erosion while increasing OM due to the leftover of their residues (Restovich et al., 2012). These plants are highly

effective in retrieving nutrients, namely N, left in soil from previous crops. However, if grasses are grown to maturity to achieve the maximum amount of residue, the available nitrogen for the next crop may be reduced. This shortcoming can be prevented by taking out the grass early or by seeding a legume-grass mix.

Some grasses that have been used in TE contaminated sites are:

- **Colonial bentgrass** (*Agrostis capillaris* L. Poaceae)

Perennial; can be sown at any time of the year; better by vegetative propagation by rhizomes and stolons; prefers freely drained or fairly dry soils but can grow in poorly drained soils; adaptable to fine to coarse textured soil; acidic to neutral soil pH; tolerant to drought, high and low temperatures.



Figure 15: *Agrostis capillaris* cv. Highland in Touro Mines' tailings (Spain) after seven years of growth (photo © Petra Kidd).

- **Ryegrass** (*Lolium* sp; Poaceae)
Winter annual (*L. multiflorum* Lam.) or perennial (*L. perenne* L.); grows well in the fall if established early enough; cold-tolerant, fast growth-rate; high lime, low drought and low salinity tolerant.
- **Sudangrass** (*Sorghum* × *drummondii* (Steud.) Millsp. & Chas; Poaceae) and other sorghum-sudan hybrids annual grasses)
Summer annual; fast-growing crop; very helpful for loosening compacted soil; livestock forage; drought tolerant; can suppress weeds; high-biomass crop; water- and nutrient-use efficient.

2.2. Cropping Systems

2.2.1. Sequence of crops

54

Crop successions include monoculture and crop rotation. Monoculture (monocropping) occurs when a site is cultivated with a single crop over multiple consecutive years;

crop rotation is the sequential growth of different crops on the same field in alternate seasons or years.

Legumes are often included in the rotation because of their ability to fix N₂ (Anglade et al., 2015; Stagnari et al., 2017; Uzoh et al., 2019).

Based on the successional time period, crop rotations can be classified in short-rotation (2-5 years) and extended rotation (> 5 years). As addressed before, an interesting and common crop rotation in TE-contaminated sites is SRC, i.e. some fast-growing trees, like poplars and willows, can be coppiced while in dormancy, and produce several new stems in the next growing season. In this case, a high planting rate is advised.

2.2.2. Cropping patterns

Cropping patterns (Fig. 16) comprise single and multiple cropping. In single cropping (either annual or perennial), the cropping pattern refers to the spatial arrangement of a single crop. Multi-cropping refers to the growth of two or more crops in the same area and includes its yearly sequence and spatial arrangement. It comprises sequential cropping and intercropping, which can be subdivided in several forms (see

below).

Cropping patterns may affect TE phytoextraction from soil because coexistence of multiple plant species may change rhizosphere microorganisms, soil enzymes activities and abiotic micro-environments, which may affect the TE bioavailable fraction in rhizosphere soil (Tang et al., 2012; Zeng et al., 2019b; Brereton et al., 2020).

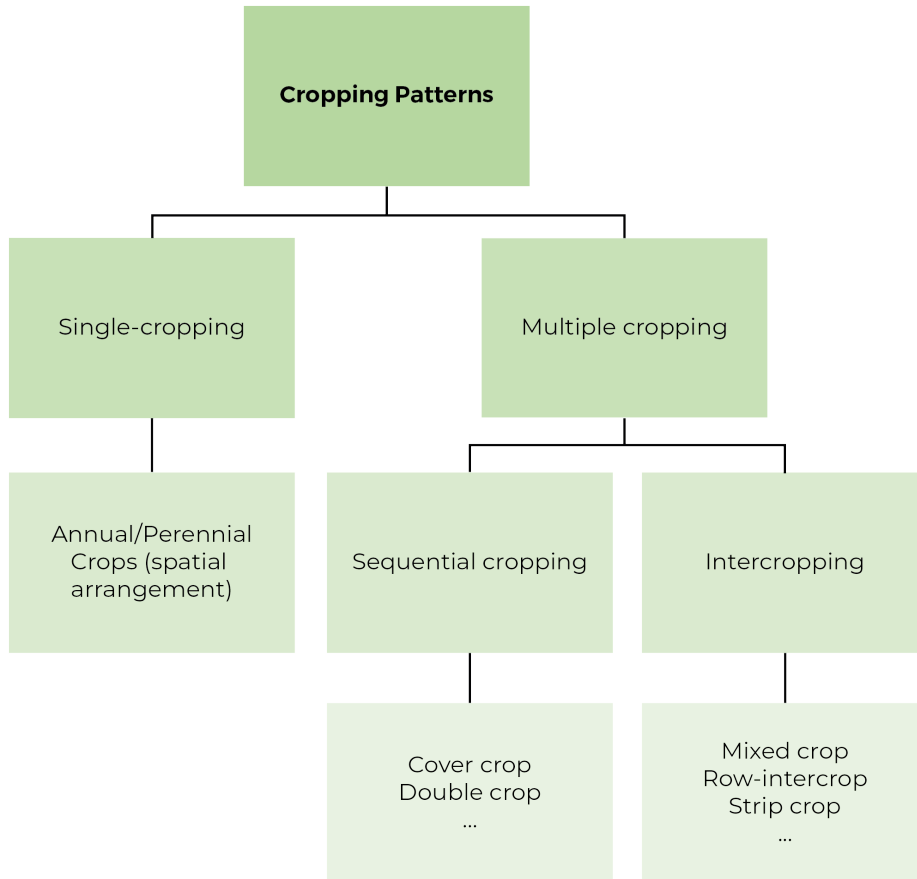


Figure 16: Diagram showing the different types of cropping patterns.

2.2.2.1. Types of cropping patterns

1. Single Cropping

The spatial arrangement of crops, i.e. orientation, inter and within-row spacing depends on the selected species and on the pretended plant density.

2. Multiple Cropping

A multiple cropping pattern is considered as an efficient strategy for soil conservation and restoration but requires a thorough planning that takes soil type, climate, crop, crop variety, planting and maturity rates into account.

- i) Sequential cropping: growing of different crops sequentially in the same area. It can be subdivided in:
- Cover crops: planted after a crop that is harvested and is terminated before the subsequent crop is planted, e.g. winter cropping.
 - Double cropping: growing two crops in sequence.
 - Triple/quadruple/(...): Cropping with three/four or more crops in sequence
- ii) Intercropping: Simultaneous growth of multiple crops in the same area. In intercropping is particularly important to select crops with minimum competition potential either for physical space, nutrients, water, or sunlight. As above- mentioned, legumes are excellent partner crops in intercropping systems because they provide N and induce soil acidification, and thus increase the bioavailability of P and other otherwise immobile elements (Noble et al., 2008).
- Intercropping can be further classified as:

- Mixed intercropping – Simultaneous growing of two or more crops (including cover crops) with no distinct rows or divisions arrangement;
- Row intercropping – Simultaneous growing of two or more crops in rows;
- Strip intercropping – Simultaneous growing of two or more crops for



Figure 17: Mixed stand of trees, alfalfa and grassy species in year 1 at the Parc aux Angélique site, Bordeaux, France (Marchand et al.; photo © M. Mench).



3 BIOAUGMENTATION

Phytoremediation processes are ruled by interactions between three key players: soil, plants, and microorganisms. Plants release substances, such as sugars and amino acids, through their roots into the soil, building up a particularly life-prone environment in their vicinity – the rhizosphere – which harbors a very high concentration of soil microorganisms (Glick, 2010). Some of these microorganisms can positively impact plant growth and health, and can also modify TE bioavailability. However, the presence of high TE levels in soils generally leads to shifts in soil microbial community structure (Touceda-González et al., 2017; Xue et al., 2015, 2018; Burges et al., 2020), and to the enrichment of certain groups like TE-resistant microorganism. TE-affected soils often have lower microbial density and activity, which often results in a decline of soil functionality.

Bioaugmentation in contaminated areas can help mitigate these negative effects. The introduction of selected microorganisms (bioinoculants) can help promote plant establishment, growth and health, but can also transform contaminants to a less toxic form or reduce their availability in the soil. Furthermore, the consequent increase in microbial activity is a prerequisite to achieve the restoration of soil functionality and the promotion of nutrient cycling. A growing body of positive results in the last decades has strengthened the crucial role of plant-associated microorganisms in achieving phytoremediation success (Sessitsch et al., 2013; Afzal et al., 2014; Lenoir et al., 2016; Thijs et al., 2016; Benizri and Kidd, 2017; Deng and Cao, 2017; Feng et al., 2017; Kidd et al., 2017; Moreira et al., 2014, 2016a,b,c, 2019).

Two types of microorganisms stand out as particularly effective for bioaugmentation in phytomanagement approaches: i) bacteria, namely

PGPB; and ii) fungi, especially mycorrhizal fungi. These microorganisms have the ability to modify plant metabolic functions in stressful environments, allowing them to withstand hazardous TE levels (Sessitsch et al., 2013; Plociniczak et al., 2020; Saran et al., 2020).

Different types of combinations of bioinoculants can be applied in bioaugmentation strategies to TE contaminated soils (Fig. 18):

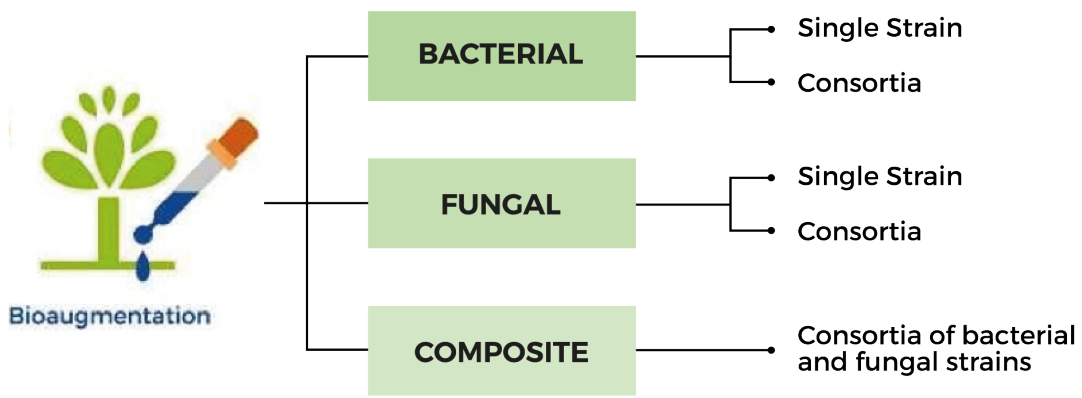


Figure 18: Types of bioinoculants that can be applied to TE-contaminated soils.

According to their origin, microorganisms used as bioinoculants can be: i) autochthonous - microorganisms collected from the site targeted for phytomanagement, grown *ex situ* and then re-introduced in the soil; or ii) allochthonous - microorganisms collected from contaminated areas other than the one targeted for phytomanagement, and cultivated *ex situ* for subsequent inoculation.

Commercial products can also be used. However, these may not be able to comply with the desirable outcomes if their composition does not include strains well-adapted to hazardous TE concentrations or with the required plant growth-promoting traits.

3.1. Bioaugmentation - Types of bioinoculants

3.1.1. Bacterial inoculants

Bacterial bioinoculants are mostly composed by PGPB, which include free-living bacteria, such as rhizobacteria, and bacterial endophytes.

PGPB play a significant role in enhancing plant growth and development (Figs. 20 and 21) under stress conditions through a number of direct and indirect mechanisms (Fig. 22; Goswami et al., 2016; Olanrewaju et al., 2017; Guo et al., 2020;), which can act simultaneously or successively along the different stages of the host plants' life cycle.

Phytoremediation approaches aim to take advantage of the beneficial effects of the mechanisms by which these bacteria confer increased TE tolerance to the plant

and/or enhance its biomass while removing/arresting pollutants present in the soil. They can also improve TE accumulation in aboveground plant tissues (phytoextraction) or reduce the mobility/availability of TE contaminants in the rhizosphere (phytostabilization) via the release of metabolites or due to biochemical reactions. For instance, some bacteria can bind TE to their cell surfaces (biosorption) while others can leach them (bioleaching).

Various genera of bacteria (e.g., *Arthrobacter*, *Azotobacter*, *Bacillus*, *Pseudomonas*, *Klebsiella*, *Serratia*) are known to cause noticeable effects on plant growth in TE contaminated soils (Table 1).




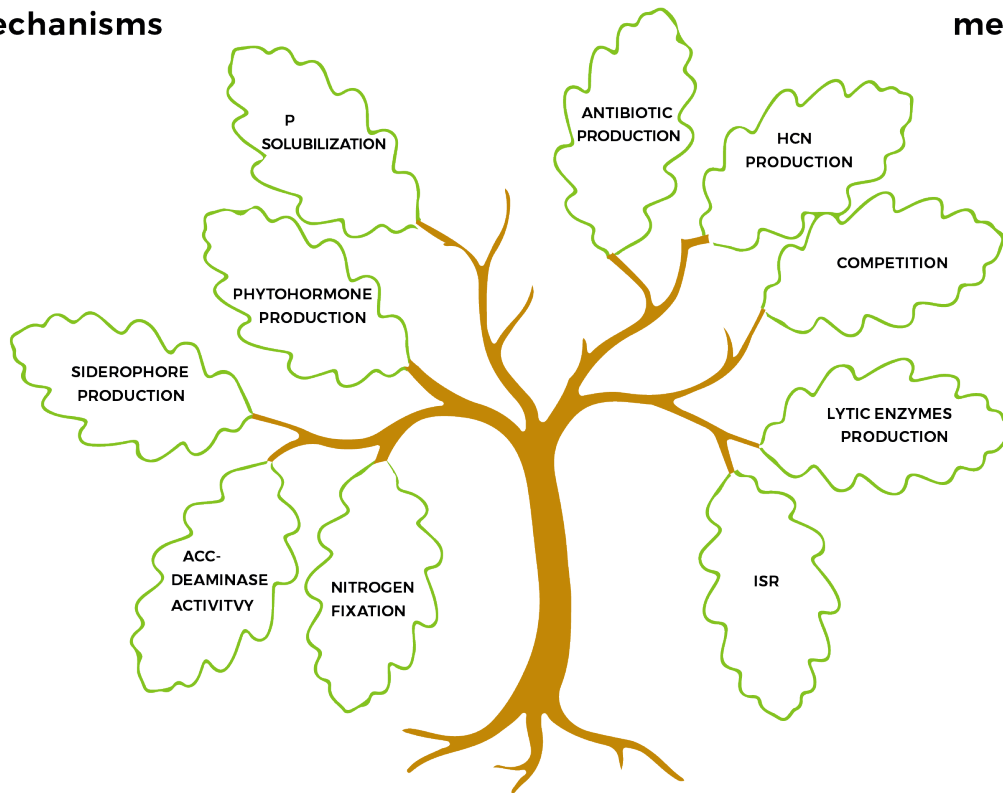
Figure 19: Effect of the inoculation of PGPB (endophyte) in sunflower grown in Cu and Cd-contaminated soil (photo © Sofia Pereira).



Figure 20: Effect of the inoculation of PGPB in *Pinus pinaster* (photo © Miguel Ramos).

Direct mechanisms

Indirect mechanisms



Direct mechanisms

Indirect mechanisms

63

- 1) Phytohormone production** - synthesis of auxins, such as indole - 3 - acetic acid (IAA), cytokinins and gibberellins that promote plant growth and development;
- 2) Siderophores production** - molecules that chelate iron in soils and provide it to plants; control of phytopathogenic activity (biocontrol);
- 3) ACC - deaminase activity** - decrease of ethylene levels in plants, facilitating plant growth;
- 4) Phosphate (P) solubilization** - mineralization of organic phosphates and conversion of insoluble inorganic phosphates into available P forms, easily absorbed by plants;
- 5) Nitrogen fixation** - supply of nitrogen to plants through symbiotic and non-symbiotic fixation. In the first, atmospheric N_2 is fixed by bacterial in specific structures in roots - nodules, while in the second, non-symbiotic N-fixers fix N_2 in the soil.

- 1) Antibiotic production** - controls phytopathogenic activity (biocontrol);
- 2) HCN production** - hydrogen cyanide is a secondary metabolite that can suppress the growth of phytopathogens that can affect;
- 3) Competition** - PGPB compete for nutrients or niche occupation in plants roots with phytopathogens, limiting their proliferation;
- 4) Lytic enzymes production** - inhibit phytopathogens, including fungi through the production of cell wall hydrolases;
- 5) Induced Systemic Resistance (ISR)** - activation of resistance mechanisms in plants against phytopathogens.

Over the past years, several studies reported the importance of PGPB in alleviating TE stress in plants. A non-exhaustive list of those studies and the main outcomes are summarized in Table 1.

Table 1: Effects of PGPB inoculation on plant growth and TE accumulation in contaminated soils.

BACTERIAL STRAIN	HOST PLANT	GROWTH-PROMOTIN TRAITS	EFFECTS ON PLANT HOST	REFERENCE
<i>Pseudomonas tolaasii</i> ACC23 <i>Pseudomonas alcaligenes</i> ZN4 <i>Pseudomonas fluorescens</i> ACC9 <i>Mycobacterium</i> sp. ACC14	<i>Brassica napus</i>	ACC-deaminase activity IAA and siderophore production P solubilization	↑ root elongation ↑ plant dry biomass ↑ total Cd accumulation	Dell'Amico et al., 2008
<i>Pseudomonas aeruginosa</i> <i>P. fluorescens</i> <i>Ralstonia metallidurans</i>	<i>Zea mays</i>	Siderophore production	↑ shoot biomass ↑ Cr and Pb accumulation in shoots ↓ total metal uptake ↑ translocation factor	Braud et al., 2009
<i>Psychrobacter</i> sp. SRA1, SRA2 <i>Bacillus cereus</i> SRA 10	<i>Brassica juncea</i>	ACC-deaminase activity IAA and siderophore production P solubilization	↑ fresh/dry biomass ↑ Ni bioavailability ↑ Ni accumulation	Ma et al., 2009
<i>Bradyrhizobium</i> sp. 750	<i>Lupinus luteus</i>	N ₂ fixation	↑ plant biomass, N content ↑ Zn accumulation (roots, shoots)	Dary et al., 2010
<i>Bacillus pumilus</i> ES4 <i>B. pumilus</i> RIZO1 <i>Azospirilum brasiliense</i>	<i>Atriplex lentiformis</i>	N ₂ fixation P solubilization	↑ seed germination, root length ↑ root, shoot dry biomass	de-Bashan et al., 2010
<i>Bacillus megaterium</i>	<i>Brassica juncea</i> <i>Abutilon theophrasti</i>	P solubilization	↑ total biomass (<i>B. juncea</i>) ↑ Cd accumulation ↑ Cd bioavailability	Jeong et al., 2012
<i>Burkholderia</i> sp. GL12 <i>B. megaterium</i> JL35 <i>Sphingomonas</i> sp. YM22	<i>Zea mays</i>	IAA and siderophore production ACC-deaminase activity	↑ root, shoot dry biomass ↑ Cu accumulation (roots and shoots) ↑ Cu bioavailability	Sheng et al., 2012

BACTERIAL STRAIN	HOST PLANT	GROWTH-PROMOTIN TRAITS	EFFECTS ON PLANT HOST	REFERENCE
<i>Pseudomonas putida</i> (MH3, MH6, MH7) <i>P. fluorescens</i> (MH9, MH15)	<i>Sinapsis alba</i>	IAA and siderophores production ACC-deaminase activity HCN production P solubilization	↑ shoot and roots fresh/dry biomass ↑ Zn, Cd, Cu accumulation (roots and shoots)	Plociniczak et al., 2013
<i>Bacillus</i> sp. <i>Klebsiella</i> sp. <i>Stenotrophomonas</i> sp. <i>Serratia</i> sp.	<i>Triticum aestivum</i> <i>Zea mays</i>	IAA production ACC-deaminase activity EPS and siderophore production	↑ plant dry biomass ↓ Cd root accumulation	Ahmad et al., 2014
<i>R. eutropha</i> 1C2, <i>C. humi</i> ECP37, <i>P. fluorescens</i> S3X, <i>Rhizobium radiobacter</i> EC1B, <i>P. reactans</i> EDP28	<i>Zea mays</i>	IAA, Ammonia, HCN and siderophore production ACC-deaminase activity	↑ root dry biomass (EDP28) ↑ shoot dry biomass (ECP37, S3X; EDP28) ↑ Cd, Zn shoot accumulation ↓ Zn root accumulation	Moreira et al. 2016 b
<i>Bacillus methylophilicus</i> SMT38, <i>Bacillus aryabhatai</i> SMT48, <i>B. aryabhatai</i> SMT50, <i>Bacillus licheniformis</i> SMT51	<i>Spartina maritima</i>	Nitrogen fixation P solubilization Biofilm-forming capacity IAA and siderophore production	↑ belowground biomass ↑ total As, Cu, Cd, and Pb accumulation in roots ↓ root respiration ↑ soluble protein content in roots and shoots ↓ catalase, superoxide dismutase, guaiacol peroxidase activities in roots	Mesa-Marín et al., 2018
<i>Microbacterium oxydans</i> JYC17, <i>Pseudomonas thivervalensis</i> Y1-3-9, <i>Burkholderia cepacia</i> J62	<i>Brassica napus</i>	ACC-deaminase activity IAA and siderophore production	↑ plant biomass ↑ total Cu accumulation ↑ Cu water soluble fractions Cu in soil (Y1-3-9; J62) ↑ ascorbic acid and glutathione content ↓ lipid peroxidation	Ren et al., 2019

3.1.2. Fungal inoculants

Another group of microorganisms that have demonstrated great potential in assisting the recovery of TE contaminated areas are mycorrhizal fungi.

According to their morphology, mycorrhizal fungi can be divided into several groups (Selosse and Tacon, 1998), with arbuscular mycorrhizal fungi (AMF) being the most common. AMF are known to establish symbiosis with 80% of the plant species and are unable to complete their life cycle without a plant host (Garg and Chandel, 2010). These fungi form branched structures – arbuscules, vesicles

and hyphae in the cortical root cells of the host plant. These inside-plant structures are named intraradical mycelium (IRM). AMF also spread a hyphal network – the extraradical mycelium (ERM; Miransari, 2011) – to the surrounding soil, structure that is responsible for the translocation of nutrients to the roots. Both symbiotic partners, fungus and plant, benefit from the association: the host plant provides carbon to the fungus and receives water and nutrients from it (Smith and Read, 2008).

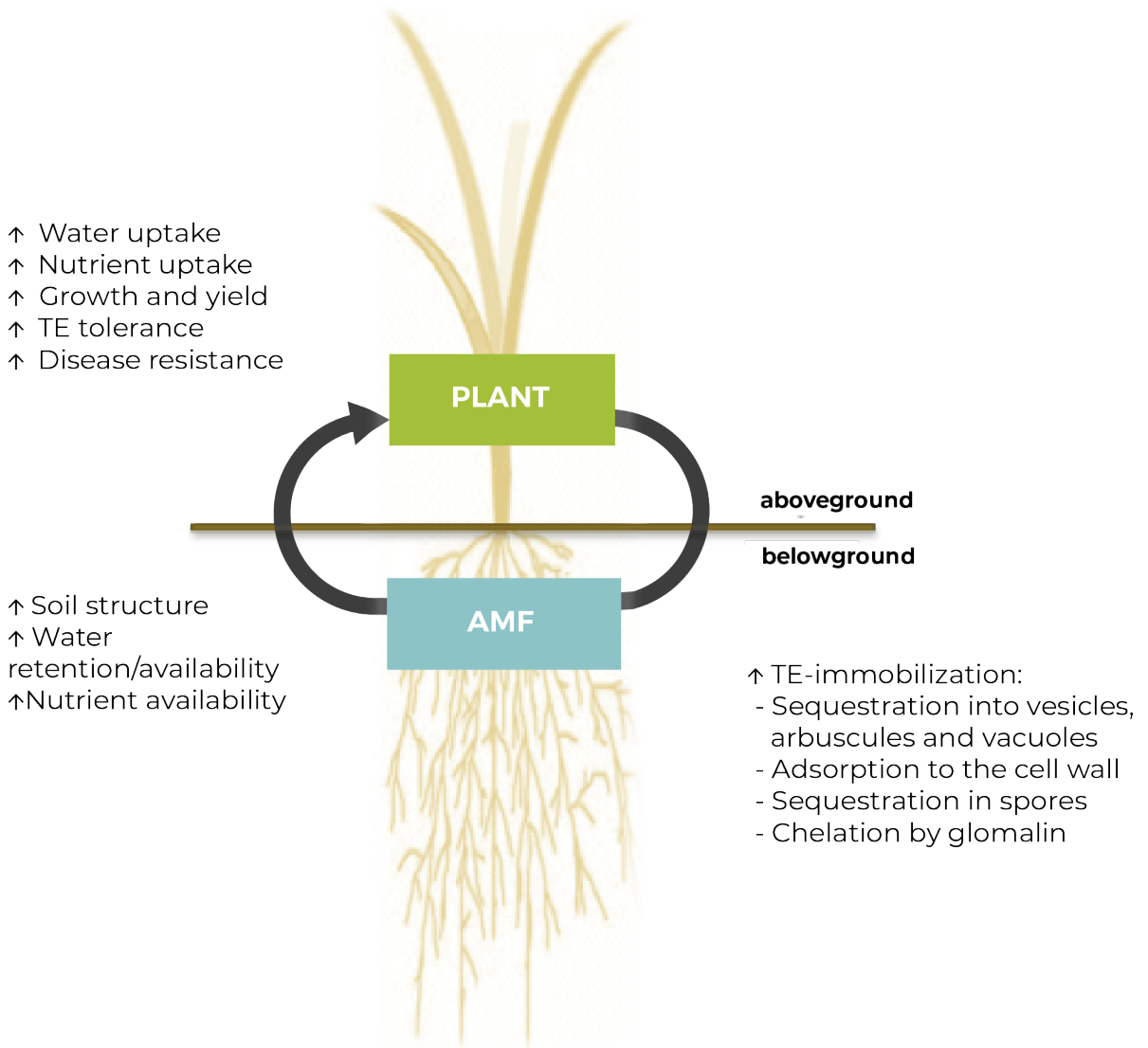


Figure 23: Mechanisms involved in stress-tolerance of AMF-mycorrhizal plants grown in TE-contaminated sites.

AMF can contribute to the establishment and growth of plants in TE-affected areas by:

- i) Inducing nutrient acquisition, especially P, but also N, K, Fe, and Ca through their ERM;
- ii) Restraining the dissemination of pathogens;
- iii) Changing antioxidant enzyme activities;
- iv) Improving water acquisition.

AMF also improves soil aggregation by producing a glycoprotein – glomalin, which prevents water erosion (Smith and Read, 2008).

Soils severely affected by TE are known to host several TE-resistant AMF which, under such adverse conditions, are particularly helpful for the development of plants (Adewole et al., 2010; Bhosale and Shinde, 2011). Their capacity to thrive in contaminated areas is linked to the presence of molecular mechanisms that evolved to confer resistance and survival (Khan, 2005). However, the richness and diversity of AMF in TE-polluted soils are still relatively low when compared to those observed in non-disturbed sites (Sudová et al., 2008)

Given the above-described benefits to the host plants and generalized resistance to TE perturbations, AMF bioinoculation emerged as a promising biotechnological approach. Similar to bacterial inoculants, autochthonous AMF may be more suitable than allochthonous species for bioinoculation.

AMF can play a key role in phytostabilization by inducing TE immobilization either in IRM and ERM. The mechanisms involved in TE immobilization include: i) binding to biopolymers (e.g., chitin and chitosan) in the cell wall; ii) binding to the plasmatic membrane; and iii) intracellular sequestration (Clemens, 2001; Hall, 2002; Göhre and Paskowski, 2006; Fig. 23).

However, some studies have shown that AMF also promote phytoextraction, causing an increase in TE translocation to the shoots. It was suggested that AMF promote phytoextraction in situations when the TE concentration in the soil is low, while phytostabilization prevails at high TE concentrations (Audet and Charest, 2007). Mycorrhizal fungi have been employed in

phytoextraction actions coupled with hyperaccumulator plants, although symbiotic relations

were only achieved with a limited number of species (Miransari, 2011).



The following table summarizes the main benefits of the inoculation of plants with AMF for phytoremediation of TE-contaminated soils.

Table 2: Effects of AMF inoculation in plant growth and TE accumulation in contaminated soils.

MYCORRIZAL SPECIES	PLANT	EFFECTS ON PLANT HOST	REFERENCE
<i>Glomus claroideum</i> <i>G. intraradices</i>	<i>Solanum nigrum</i>	↑ Zn accumulation	Marques et al., 2007
<i>G. mosseae</i> <i>Glomus</i> sp.	<i>Zea mays</i>	↑ root and shoot biomass ↓ Pb, Zn, Cd accumulation	Liang et al., 2009
<i>Glomus</i> sp.	<i>Zea mays</i>	↑ shoot length ↑ seedling biomass ↑ Superoxide dismutase activity ↑ Pb accumulation in roots	Zhang et al., 2010
<i>G. mosseae intrarradices</i>	<i>Helianthus annus</i>	↑ plant yield ↑ root dry biomass ↑ Cd, Pb root accumulation	Adewole et al., 2010
<i>Glomus clarum</i> <i>Gigaspora margarita</i> <i>Acaulospora</i> sp.	<i>Coffea arabica</i>	↑ plant growth ↑ P uptake ↑ nutrient acquisition ↓ Cu, Zn translocation	Andrade et al., 2010
<i>G. mosseae</i>	<i>Cajanus cajan</i>	↑ number of flowers and pods ↑ seed production, dry biomass ↑ total plant dry biomass ↓ Zn, Cd accumulation	Garg and Kaur, 2013
<i>Acaulospora laevis</i> <i>G. mosseae</i>	<i>Zea mays</i>	↑ shoot length ↑ shoot, root biomass ↑ Cd, Cu accumulation in roots	Abdelmoneim et al., 2014

MYCORRIZAL SPECIES	PLANT	EFFECTS ON PLANT HOST	REFERENCE
<i>Rhizophagus fasciculatus</i> <i>R. intraradices</i> <i>Funneliformis mosseae</i> <i>Glomus aggregatum</i>	<i>Zea mays</i>	↑ root and shoot length ↑ Cd, Cr, Ni, Pb, Fe, Zn, Cu, and Mn accumulation in roots ↑ photosynthetic pigments ↑ proline content ↑ total P uptake in root and shoot ↑ soil enzyme activities: dehydrogenase, acid and alkaline phosphatase, β-glucosidase	Singh et al., 2019
<i>Claroideoglomus etunicatum</i> BEG168	<i>Sorghum bicolor</i>	↑ plant biomass ↑ Mo accumulation in roots and shoots ↑ P, N and S uptake ↑ photosystem II efficiency	Shi et al., 2020

72

AMF survival, colonization and activity are highly dependent on factors such as physicochemical properties of soils and indigenous microbial communities. These factors have downstream consequences on their ability to mobilize and/or immobilize TE in host plants. Therefore, because each soil has a specific biotic and abiotic profile, AMF-induced TE uptake may vary considerably

with geographic location, and with symbiotic partner species (Rajkumar et al., 2010). Information is still lacking to appropriately grasp the complexity of AMF-host plant interactions, and further research (including field trials) are needed to elucidate which, how and when microorganisms interact with plants to improve the success of phytoremediation strategies.



3.1.2. Mixtures

Positive interactions can take place between PGPB and AMF, which benefit plants, not only by enhancing their growth but also by promoting TE stress tolerance (Azcón et al., 2010; Miransari et al., 2013). AMF can increase the population of bacteria in the surrounding soil by promoting root exudation, which delivers compounds required for bacterial growth (Yusran et al., 2009). The development of mycorrhizal fungi can also be stimulated by the presence of PGPB, which facilitates the colonization of plant roots (Hildebrandt et al., 2002), improving their establishment and survival (Nadeem et al., 2014). For instance, Vivas et al. (2003) showed that PGPB inoculation improved mycorrhizal colonization in red clover (*Trifolium pratense*), and its N and P uptake under Pb exposure. In a different study, Vivas et al. (2006) revealed the effectiveness of the dual inoculation, PGPB

and AMF, in *T. repens* exposed to toxic levels of Zn, by inducing the decrease of TE accumulation in plant tissues while improving plant nutritional status (N and P) and enhancing AMF colonization. Also, Azcón et al. (2010) showed the beneficial interaction between AMF and PGPB under TE multi-contaminated soils, where the dual association increased *T. repens* biomass and decreased TE accumulation. Nevertheless, the specificities and outcomes of these beneficial interactions are different among species, and the same bacterial strain may react differently with different fungal species.

Co-inoculation with different microorganisms may also improve rhizosphere colonization, overcoming the negative effects of competition with native and established microorganisms (Bünemann et al., 2006).



3.3. Factors Affecting Bioaugmentation

Once introduced in soil, bioinoculants face several abiotic and biotic stressors (Fig. 24) that can reduce their effectiveness. Abiotic constraints include pH, organic matter and nutrient content, as well as TE concentrations. Biotic hurdles are mainly related to competition with indigenous microbial communities, and other antagonistic interactions with protists and bacteriophages.

Soil, host plants, and environmental factors affect the efficiency of the bacterial or/and fungal inoculants used for bioaugmentation. Consequently, selecting the appropriate inoculant that allows plants to thrive in harsh conditions is critical. Preliminary trials with target plants are desirable prior to their large-scale employment, as microorganisms may have different effects depending on the plant species, soil properties and on the type/level of TE contamination.

The following issues should be addressed to guide the procedure:

74



Figure 24: Effect of co-inoculation of fungi and PGPR in *Quercus suber* (photo © Miguel Ramos).

1. MICROORGANISMS

Microorganisms used as bioinoculants in phytomanagement are generally retrieved from contaminated sites and tested for their *in vitro* plant growth-promoting traits before pot and field tests. However, microorganisms differ in their susceptibility to TE type and concentrations. Disregarding this fact, microbial strains, especially bacterial, are often selected based on their *in vitro* PGP traits in non TE-contaminated media (Abbaszadeh-Dahaji et al., 2019; Itusha et al., 2019; Saran et al., 2020; Sheng et al., 2012). However, these traits can be disrupted or changed in the presence of TE (Moreira et al., 2016b). Bacterial strains can trigger different TE resistance mechanisms such as exclusion, extracellular sequestration and enzymatic detoxification (Bruins et al., 2000), which may disturb several metabolic processes, and affect the biosynthesis of those substances with importance in alleviating TE stress in plants. Positive results in such plant growth-promoting tests may be meaningless, and therefore they should be performed under TE exposure. Some bacterial

strains only exhibit or activate PGP traits when exposed to TE. Conversely, some research results suggest that selecting PGP strains should be primarily based on seedling growth promotion under TE exposure, since *in vitro* tests, even under TE exposure, lack transferability to *in vivo* conditions (Moreira et al., 2016).

Positive results in pot tests with target crops also may not have direct transference to field conditions, as they do not mimic *in situ* conditions. Nonetheless, pot trials with soil collected from the target site are currently seen as the better option to proceed for phytomanagement approaches, as robust field-based tests for bacterial and fungi specific strains are still scarce. Although field studies exist, they use different strains, which restrict any comparisons of their efficiency under different environmental conditions. This fact limits the possibility to select bioinocula for application in TE-affected areas.

2. CONSORTIUM/COMPOSITE

An issue that should be considered when using a consortium or composite inocula is the compatibility between strains

and the absence of antagonistic interactions.

Although mixed inocula may be more adaptable to distinct environments, and some compositions are formulated to improve mutualistic interactions, they still may fail in the field. Again, preliminary tests are advisable.

3. APPLICATION RATES

Application rates, i.e. the size of the inoculum applied and its frequency, can compromise the success of bioinocula. A limited bioinocula size may result in low colonization rates or low ability to compete with the indigenous soil populations hampering the success of the plant-microbe interaction (Compant et al., 2010). The maximization of microbial PGP may also depend on increasing the

colonization process by, among other factors, optimizing inoculum size and rates. Such optimization could further enhance plant growth or TE accumulation/immobilization and may be determinant in the efficiency of bioinoculants in TE-polluted areas.

Although not without shortcomings, bioaugmentation approaches have a great potential in improving phytomanagement of TE-affected areas, as evidenced by the studies summarized in Tables 1 and 2.

However, further research about the relationship between the factors involved in soil-microbial-plant interactions remains crucial for a sound understanding of these processes and to the development of innovative formulations.

3.3. Bioinoculant selection, Formulations and Applications

3.3.1. Bioinoculant selection

As stressed before, the selection of the appropriate strains for bioaugmentation is of the utmost importance, comprising a stepwise process that cover several checking-points. Contaminated sites should be the first place

where to screen for TE-resistant strains, and selection for subsequent tests.

The complete process entails several laborious and time-consuming phases; in consequence, frequently, some

stages are neglected. These steps seem essential in the case of very specific environmental, contamination and biotic characteristics.

Fig. 25 summarizes the complete

bioinoculant selection procedure, from isolation to the potential introduction into the market for a broader use of bioinoculants in phytomanagement approach:

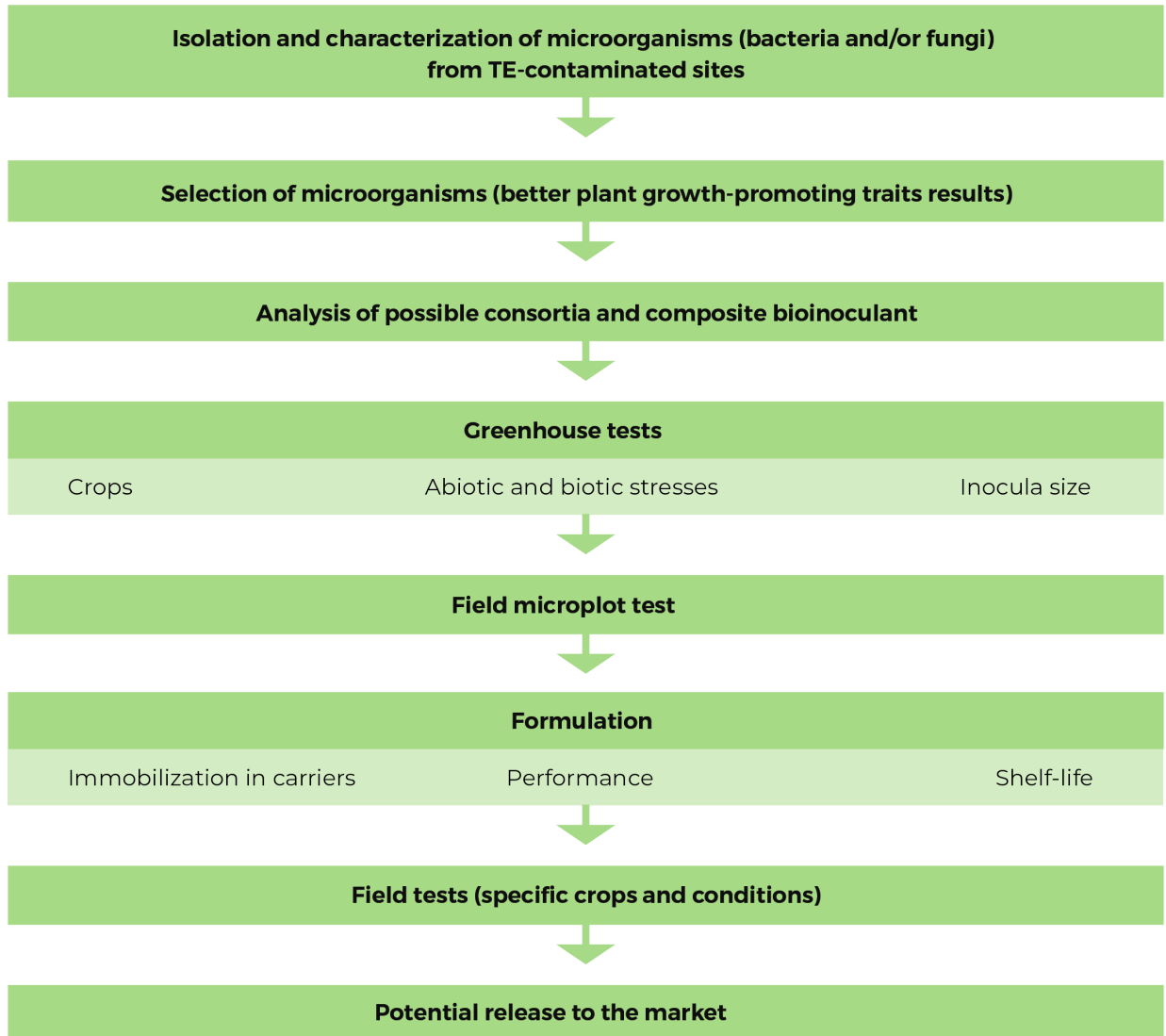


Figure 25: Process of selection bioinocula for TE-contaminated sites.

3.3.2. Formulations

Bioinoculants are mostly used in research studies with no formulation. However, formulations allow large-scale applications and improve the success rate of bioaugmentation, as they provide an appropriate setting for microorganisms to be maintained viable and even to increase their activity when inoculated to plants. Upgraded formulations with promising organisms, i.e., with demonstrated effectiveness in contaminated areas, are needed to create and commercialize products able to improve plants establishment and growth

in similar conditions, within phytomanagement options. Some commercial products are available in the market, but there is a lack of information regarding target crops in contaminated sites. This fact may hamper the success of these inoculants in these sites. Nonetheless, when using commercial inoculants, they should be used according to specifications described by the supplier and should have good quality at application time. The following figure summarizes the type of formulations that can be used:



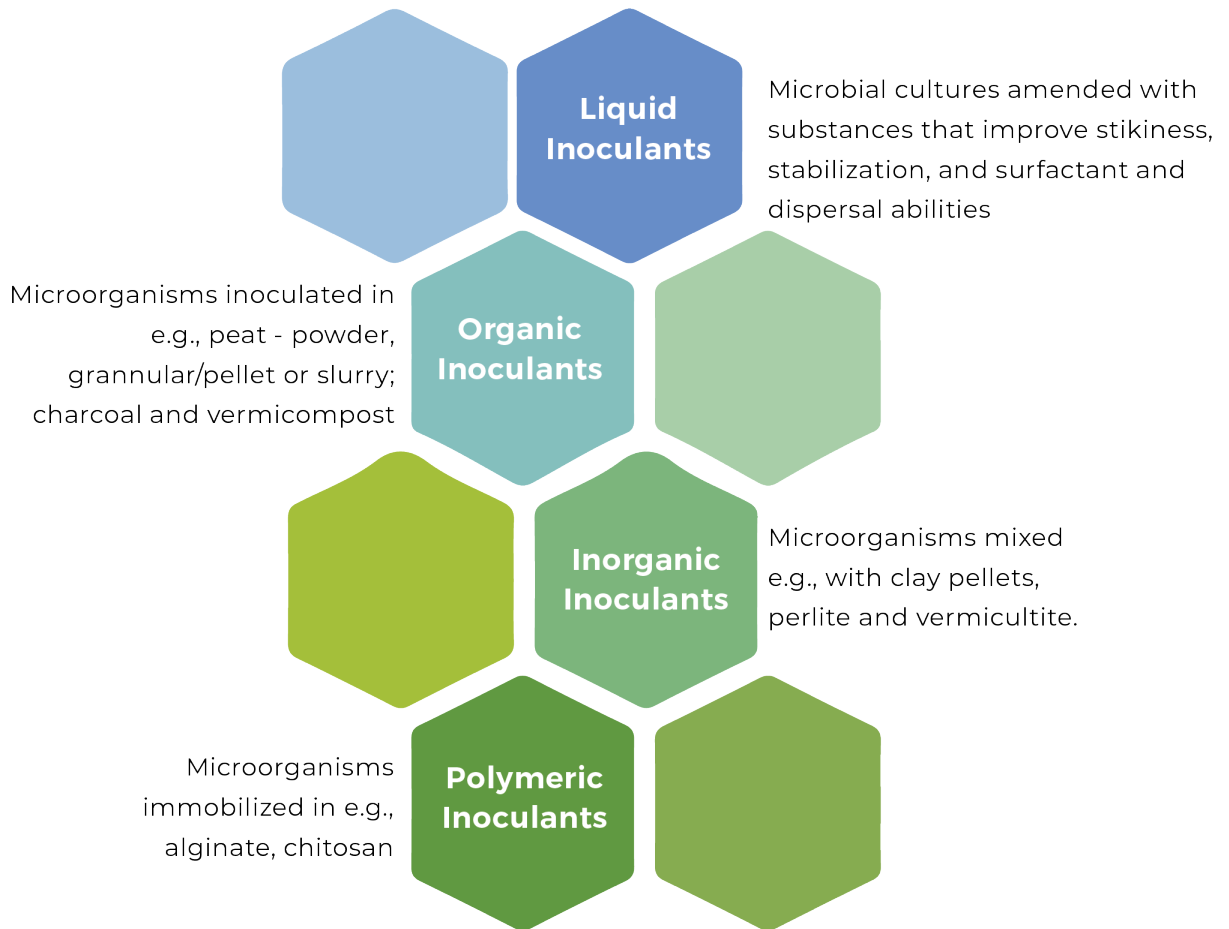


Figure 26: Types of formulations of bioinocula.

3.3.3. Application of Bioinoculants

Bioinoculants can be inoculated in liquid, granular, slurry or powder (de-Bashan et al., 2014), directly on the field or applied in the plant nursery, and may be reinforced

when transplanted to the field. Commonly, two application methods are used in the inoculation:

1. Direct inoculation: the inoculant is placed in direct contact with the seed/seedling/plant (e.g., Fig. 27)



Figure 27: Inoculation with liquid formulation directly in the plants' rooting system (photo © Miguel Ramos)

2. Indirect inoculation: the inoculant is placed alongside or beneath the seed/seedling/plant

This method is usually applied when seeds are treated with fungicide or insecticide, and when high amount of inoculant is needed to outcompete the indigenous microbial population. The simplest inoculation is to

make the liquid formulation and spray it to the soil or directly over the seeds after placement. In this case, a higher amount of inoculant is required. Disadvantages of this method include difficulty in the distribution of inoculant.







4 SOIL ORGANIC AMENDMENTS

Contaminated soils are frequently characterized by nutrient deficiency, a low organic matter content, poor structure and sometimes very acidic pH and/or high salinity. Soil amendments are inorganic and/or organic substances which can be added to the soil to improve its quality for plant establishment and growth. Amendments can also strongly reduce TE-phytoavailability, thus reducing phytotoxicity and facilitating the revegetation of contaminated sites during (aided) phytostabilization. TE immobilization also limits TE exposure to animals and humans (Fig. 28), and decreases their leaching to superficial and groundwaters.

83

Commonly used soil amendments include liming agents, phosphates (H_3PO_4 , triple calcium phosphate, hydroxyapatite, phosphate rock), Fe/Mn oxyhydroxides, natural and synthetic zeolites, cyclonic and fly ashes and steel shots (see reviews by Mench et al., 1998; Vangronsveld et al., 2000; Adriano et al., 2004; Ruttens et al., 2006a,b; Bolan et al., 2014), as well as organic materials (e.g., biosolids, sludge, or composts; Urra et al., 2019a). These amendments can reduce TE solubility by promoting the formation of insoluble precipitates or by increasing soil binding capacity. In general terms, retention of charged TE species by soil components can be through electrostatic attraction (non-specific adsorption) or chemical bond formation between the ions and soil surfaces (Sposito, 1984; Li et al., 2006; Zenteno et al., 2013). Numerous experiments (both bench- and field-scale) reporting amendment-induced reductions in soil TE availability and enhanced plant establishment and growth in TE-contaminated soils are described in the literature (see reviews by Vangronsveld et al., 2009; Mench et al., 2010; Bolan et al., 2014; Kumpiene et al., 2019).

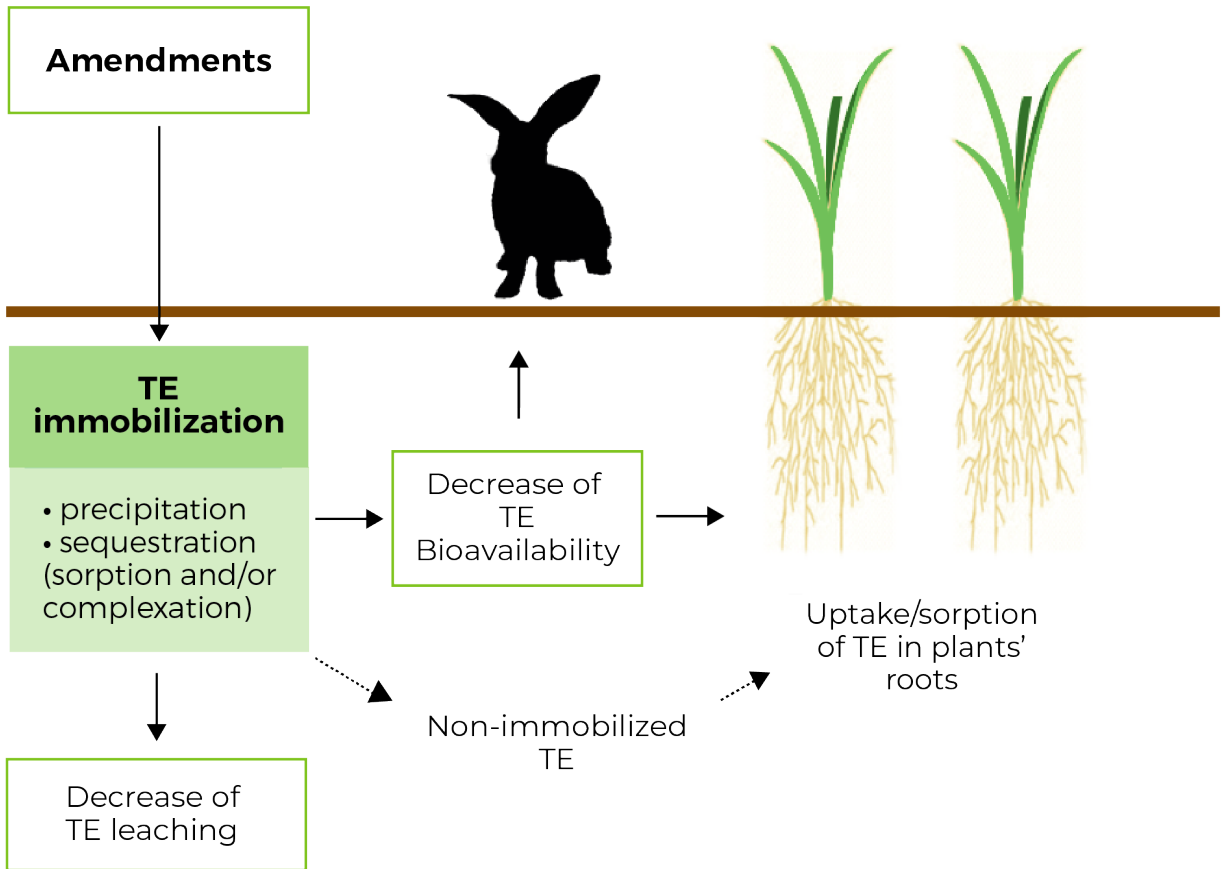


Figure 29: General impacts of amendments in TE-affected soils.

Soil organic amendments are particularly interesting because they are easily accessible, low-cost products which, apart from potentially immobilizing TE, can present several benefits when applied to contaminated soils:

- i) Provide essential macro- and micronutrients, such as N and P (major limiting factors for plant growth in many contaminated areas such as mine tailings);
- ii) Improve soil structure and aeration;
- iii) Enhance soil moisture and water-holding capacity;
- iv) Increase soil organic matter content and stabilization;
- v) Increase microbial activity and mesofauna;
- vi) Increase soil C storage;
- vii) Reduce levels of greenhouse gas emission (e.g., less fossil energy used to produce inorganic fertilizers).

The N present in organic amendments is typically of slow release, which limits its runoff and hence the potential degradation of water bodies. Additionally, the high organic carbon content of organic amendments provides an energy and carbon source, which increases soil microbial activity. Organic amendments may also indirectly stimulate microbial growth by promoting plant growth and, hence, the amount of root exudates. The consequent increase in soil organic matter content also improves the soil physical conditions (Varennnes, 2003).

The immobilization of TE by the use of organic amendments is mainly due to the presence of humic substances (Janos et al., 2010). However, such immobilization depends on the nature of the OM, as well as on the particular soil type and characteristics, and the specific TE concerned (Clemente et al., 2005, 2006; Ruttens et al., 2006a, b; Goecke et al., 2011; Kumpiene et al., 2011; Lagomarsino et al., 2011). Although the most widely described effect of organic matter additions on soil TE mobility is certainly the abovementioned immobilization, some studies have by contrast shown an enhanced TE solubilization (Almås et al., 1999; Clemente and Bernal, 2006; Tandy et al., 2009). This is due to the fact that as organic matter decomposes over time the release of organic acids increases, and therefore the amendment initial immobilizing effect may start to revert with a concurrent increase in TE availability and mobility (Lwin et al., 2018). On the other hand, apart from the decrease in soil pH resulting from the release of humic acids derived from the decomposition of the organic C pool provided by the amendment itself, a reduction in soil pH can also occur as a consequence of the nitrification of the ammonium present in the amendment (Antolín et al., 2005). As such, the use of organic amendments with a low mineralization rate, within a neutral pH range for avoiding the potential release of TE and thus reduce their uptake and bioaccumulation in plants, has been recommended (Blake and Goulding, 2002). The long-term monitoring of TE solubility, mobility and bioavailability is a key element for the sustainability and (self)-maintenance of phytostabilization techniques, since soil reacidification after OM mineralization may result in the re-mobilization of sorbed TE (Tisch et al., 2000).

In any case, many contaminated sites, where low fertility and poor soils/ substrate structure are impeditive of plant establishment, can only be revitalized through the use of soil organic amendments. Moreover, using organic byproducts or wastes as a source of organic matter, cannot only improve soil physicochemical and biological properties, but also offer a means of recycling of such wastes.

4.1. Types of Organic Amendments

There are several categories of organic amendments that can be used in TE contaminated areas. Applying multiple amendments may bring additional positive effects to phytoremediation approaches than applying just one type of amendment (Varenes, 2010). Indeed, organic amendments of different origin (e.g., animal slurry, manure, compost, digestates from the anaerobic treatment of organic waste, biosolids, sewage sludge, crop residues, etc.) provide essential nutrients to the soil and enhance its organic matter content with concomitant benefits for soil functioning. Then, it is not surprising that organic wastes

are most frequently used as amendments in soil remediation initiatives (Epelde et al., 2014; Galende et al., 2014; Gómez-Sagasti et al., 2018). Nonetheless, nutrient availability is affected by the biochemical composition of the amendment: for instance, its carbon-to-nitrogen ratio can limit soil microbial activity and, in consequence, alter OM decomposition and, concomitantly, the pattern of nutrient release (Manzoni et al., 2008).

Organic amendments commonly used in phytoremediation initiatives include biosolids, green composts, manures and biochar (Fig. 29):



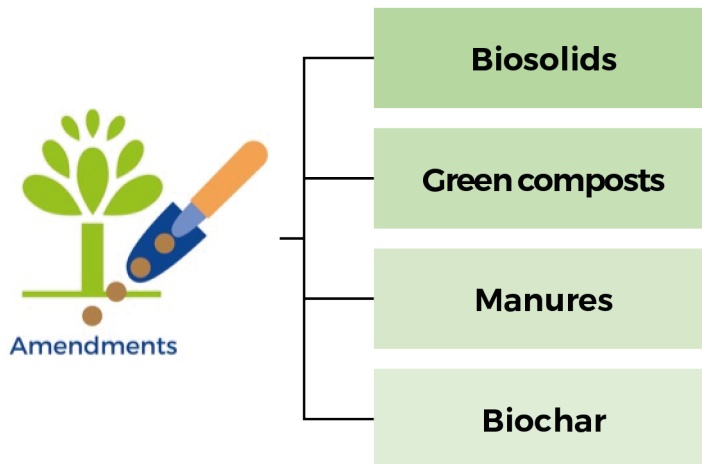


Figure 29: Types of organic amendments used in phytoremediation strategies.

4.1.1. Biosolids

Biosolids are solid organic byproducts produced by municipal wastewater treatment processes (generally liming to precipitate the organic matter after anaerobic and/or aerobic digestion). The properties of these low-cost products vary according to the incoming sources. In general, biosolids present a high organic matter content, high nutrient availability, and exhibit liming properties. However, the use of fresh biosolids, such as sewage sludges, in phytoremediation scenarios implies some risks due to potential problems associated with high N and P content, high electrical conductivity, the presence of toxic TE and certain

xenobiotics (like antibiotics, other pharmaceuticals, endocrine disruptors, pesticides, etc.), as well as phytotoxic compounds like phenolic acids. Regarding antibiotics, wastewater treatment plants are acknowledged as important reservoirs for antibiotic resistant bacteria and genes (Mao et al., 2015), leading to the introduction and dissemination of these emerging contaminants in sewage sludge-amended soils (Urrea et al., 2019b). Relevantly, antibiotic resistance is associated with TE resistance due to co-selection through co-resistance or cross-resistance mechanisms (Urrea et al., 2019a). In fact, the presence of

TE in the organic amendments may enhance antibiotic resistance or select for antibiotic resistant bacteria (Bondarczuk et al., 2016). Furthermore, the introduction of microplastics to soil via the application of sewage sludge is a topic of much concern, due to its potential harmful impact on environmental health. Interestingly, soil contaminants can become adsorbed onto microplastics and then change their availability and ecotoxicity. Regrettably, current data on the effect of microplastics on the functioning of the soil ecosystem are still insufficient (Ng et al., 2018). Monitoring and quality control of this type of organic amendments before their application to soil is therefore highly recommended.

Such organic wastes can also be applied after a composting process which produces neutral or alkaline substrates with high richness in organic matter and available essential nutrients (Albuquerque et al., 2006). Composted organic residues present a high proportion of humified organic matter which decreases TE mobility through metal binding to exchange sites, adsorption, and the formation of stable organo-TE complexes (Soler-Rovira et al., 2010). Many

studies have reported positive effects of organic waste composts on plant growth and health in TE-contaminated sites, mainly a result of their liming effect, and the reduction of TE mobility and the supply of nutrients (Becerra-Castro et al., 2018). The amendment of highly acidic Cu mine tailings with composted sewage sludges allowed the establishment of SRC systems and a grassy cover due to the strong reduction in soil acidity, Cu bioavailability and input of organic matter and nutrients (Touceda-González et al., 2017a, b). In addition, soil microbial activity was stimulated and led to the enhancement of vital biogeochemical cycling (Touceda-González et al., 2017a). On the other hand, reports of undesired mobilization of Cu or As in the soil and the leaching of nutrients can also be found (Becerra-Castro et al., 2018). Nonetheless, the application of composted biosolids may still be limited by high nutrient loading (e.g., nitrate and ammonia), and undesirable odors which may bring some problematic issues. Although the levels of TE and organic pollutants has decreased in the last years in these types of biosolids due to new biotechnological improvements in wastewater

treatment processes, the presence of TE contaminants is still a serious

4.1.2.Green Composts

Green composts are aerobically decomposed organic materials, such as yard trimmings (e.g., grass and leaves from residential, institutional and commercial sources) and food wastes. Municipalities offer a wide amount and a variety of these green organic wastes. Green compost composition varies widely, but it tends to have a lower N content than biosolids or animal manures. Crop residues and green composts can also provide protection against erosion, control weeds (Kruidhof et al., 2011), enhance the physicochemical and biological properties of the amended soils and, finally, improve the fertility of the recipient soils (Turmel et al., 2015). These organic amendments are also deployed in contaminated

drawback to their use.

soils to reduce TE availability and provide nutrients and organic matter. For instance, Van Herwijnen et al. (2007) showed that, in calcareous contaminated soils, the use of green waste compost decreased the uptake of Pb, Cu, and Zn in greek cress (*Lepidium sativum*) by 54, 21, and 16%, respectively. Still, the effects of deploying organic amendments on the availability of TE strongly depends on the specific TE, soil type and characteristics, and on the amendments general properties (e.g., pH, electrical conductivity (EC) and humification rate; Bernal et al., 2004). Moreover, some composts present high EC, which can lead to increased soil salinity (Scotti et al., 2015.)



4.1.2. Livestock Manures

Livestock manures are another major source of organic amendments, which can be obtained from chicken, swine, poultry and cattle. They greatly vary in their characteristics, namely in moisture content, nutrient content, stability (degree of OM decomposition), etc., depending on factors such as animal type, type of feeding, storage conditions and so on (Miller et al., 2003). The N content of animal manures is usually readily available to plants and does not persist in the soil for relatively long periods like the N from biosolids. Animal manure-based organic amendments can enhance soil microbial biomass,

activity and diversity (Liu et al., 2016; Reardon et al., 2016). Composting livestock manures is advisable to increase OM stability and, most importantly, to decrease potential human pathogens, such as *Escherichia coli*, *Salmonella* sp. and *Listeria* sp.

Animal manures have often been used to reduce TE availability in contaminated and phytoremediated areas. For example, the employment of manure was able to decrease the concentration of Cu, Zn, and Pb in *Chenopodium album* L. plants, compared with plants grown in both control soil and compost-amended soil (Walker et al., 2004).

4.1.3. Biochar

Biochar (BC) has been used more recently as soil amendment in contaminated soils (Wang et al., 2020; Lomaglio et al., 2018). This type of amendment is a C-rich product obtained through the pyrolysis of OM (Inyang et al., 2016). The feedstock and pyrolysis settings (e.g., temperature, residence time, pressure) affect the BC's physicochemical properties, namely structure, area and

charged surface, which affect its adsorptive capacity of TE (Cha et al., 2016; Sizmur et al., 2017). Biochar has been mainly used in phytostabilization processes (Bolan et al., 2011; Nartey and Zhao, 2014; Wu et al., 2019; Shen et al., 2018), due to its ability to adsorb TE, reducing extractable TE forms in soil and, hence, TE bioavailability (Nartey and Zhao, 2014; Wang et al., 2019). Specific functional groups


located on the BC's surface (e.g., oxygen-containing groups, -OH) can establish strong connections with TE by ion exchange, electrostatic attraction and surface complexation (Li et al., 2017). Biochar can also increase soil pH, thus decreasing TE bioavailability and positively impacting soil microbial communities (Oliveira et al., 2017; Zhen et al., 2017). This beneficial relationship between BC and soil microbiota can then be reflected in a positive effect on plant growth and development, owing to the well-known aboveground-belowground

links between plants and soil microorganisms, specifically rhizospheric microorganisms (Rajput et al., 2020; Sun et al., 2018).

Different particle-sized BC were applied to soil vegetated with *Salix viminalis* in a highly As and Pb contaminated site (Lebrun et al., 2018). This willow was not able to grow in the site without biochar (interestingly, BC particle size did not have a significant effect on plant growth). Trace elements mainly accumulated in roots, showing BC's potential for phytostabilization.

4.2. Selection of Amendments

As addressed before, the choice of the appropriate amendment for applying in TE-contaminated soils depends on several factors, as summarized below:



1. Characteristics of the target soil (physicochemical)

- Should not induce drastic changes in soil properties

2. Intended goals for the target site (TE immobilization and/or plant establishment/growth)

- Should inactivate TE rapidly and supply nutrients to plants

3. Potential off-site runoff of contaminants and nutrients

- Should prevent the leaching of TEs and other contaminants

4. Composition, stability and maturity (existence of phytotoxic organic substances)

- Unstable and/or immature amendments increase OM mineralization rates

5. Availability and costs (including transportation)

- Should be inexpensive and ready available

6. Salt content and pH of the amendment

- Should not increase soil salinity; should be able to change pH when necessary

7. Presence of pathogens and weed seeds

- Should not introduce into soil human or phytopathogens, as well as unintended seeds

8. Metal(loid) contents

- Should be in compliance with legislation

Figure 30: Selection of the right amendment to TE-contaminated soils.

Readily bioavailable organic amendments (e.g., biosolids and livestock manure) are not retained for long time periods in soil, showing a fast but temporary effect on soil properties. More recalcitrant amendments, such as woody biomass, are less labile and show a smaller but longer-lasting effect on soil properties.

4.3. Application Rates

Appropriate application rates of organic amendments are dependent on the specificities of the contaminated site but are usually higher than those applied in agricultural practices. Usually,

in phytomanagement initiatives, only one high-loading application is done at site implementation, in an attempt to facilitate plant establishment and growth.

Some approaches can be used to determine the appropriate application rate in TE contaminated soils:



Figure 31: How to select the proper application rate of organic amendments.





5 CONCLUSIONS

Soil contamination with hazardous concentrations of TEs is currently a serious environmental problem and, in consequence, prompt responses to mitigate its negative consequences are mandatory and must comprise complementary strategies that encompass both prevention and restoration actions. The latter includes phytomanagement, which can bring not only environmental benefits but also economic profits to stakeholders. Furthermore, the use of microorganisms, namely TE-tolerant PGPB and AMF fungi, as well as cropping systems, can further assist selected plants species to better cope with harsh soil conditions and improve phytomass and the delivery of ecosystems services. Several examples of plants and microbial inoculants targeting TE-contaminated soils were given in this technical guide supporting the trustworthiness of phytomanagement options. Soil

restoration is profoundly aligned with the United Nation's vision that humans and ecosystems are indivisible, since ecosystem services constitute an important source of livelihoods and are essential for human survival and well-being. Soils have multiple functions, including water filtering, nutrient cycling and food provisioning, which are strictly linked to its physical-chemical properties. Therefore, changes in these properties alter soil functions and, consequently, compromise the delivery ecosystem services, e.g., carbon sequestration, climate regulation, biodiversity protection and supporting of human activities. Furthermore, soils constitute a non-renewable resource upon which human well-being depends. Consequently, remediation strategies aimed at restoring degraded soils arise as critical to reclaim the functions and services they deliver. The recovery

and sustainable exploitation of degraded and contaminated sites, while minimizing environmental risks and recovering soil health, is critical to ecosystem resilience and human well-being. Phytomanagement contributes to UN's 2030 Sustainable Development Goals, particularly to Goal #15, which aims to "protect, restore and promote sustainable use of terrestrial ecosystems, sustainably manage forests, combat desertification and halt and reverse land degradation and halt biodiversity loss".

Although the results of phytomanagement are encouraging, more research is needed to uncover the links among all key players, i.e., plants, soil parameters, soil biota, etc. In particular, investigating the best valuable plant - microbial inoculant matches for maximizing soil restoration and limiting pollutant dispersal are of utmost importance. More field trials are also cornerstone to deepen our understanding about the full potential and feasibility of phytomanagement.





6 REFERENCES

- Abbaszadeh-Dahaji P, Baniasad-Asgari A, Hamidpour M (2019). The effect of Cu-resistant plant growth-promoting rhizobacteria and EDTA on phytoremediation efficiency of plants in a Cu-contaminated soil. *Environmental Science and Pollution Research*, 26: 31822-31833.
- Abdelmoneim TS, Almaghradi OA (2013). Improved tolerance of maize plants to heavy metals stress by inoculation with arbuscular mycorrhizal fungi. *Archives des Des Sciences*, 66: 155-167.
- Adewole MB, Awotoye OO, Ohiembor MO, Salami AO (2010). Influence of mycorrhizal fungi on phytoremediating potential and yield of sunflower in Cd and Pb polluted soils. *Journal of Agricultural Sciences*, 55(1): 17-28.
- Adler A, Dimitriou I, Aronsson P, Verwijst T, Weih M (2008). Wood fuel quality of two *Salix viminalis* stands fertilised with sludge, ash and sludge-ash mixtures. *Biomass Bioenergy*, 32: 914-925.
- Adriano DC, Wenzel WW, Vangronsveld J, Bolan NS (2004). Role of assisted natural remediation in environmental cleanup. *Geoderma*, 122:121-142.
- Afzal M, Khan QM, Sessitsch A (2014). Endophytic bacteria: Prospects and applications for the phytoremediation of organic pollutants. *Chemosphere*, 117: 232-242.
- Agnello AC, Bagard M, van Hullebusch ED, Esposito G, Huguenot D (2016). Comparative bioremediation of heavy metals and petroleum hydrocarbons co-contaminated soil by natural attenuation, phytoremediation, bioaugmentation and bioaugmentation-assisted phytoremediation. *Science Total Environment*, 563-564: 693-703.
- Ahmad I, AkhtarMJ, Zahir ZA, Naveed M, Mitter B, Sessitsch A. (2014). Cadmium-tolerant bacteria induce metal stress tolerance in cereals. *Environmental Science and Pollution Research*, 1-12.
- Ahmad R, Tehsin Z, Malik ST, Asad SA, Shahzad M, Bilal M, Shah MM, Khan, SA (2016). Phytoremediation potential of hemp (*Cannabis sativa* L.): identification and characterization of heavy metals responsive genes. *CLEAN-Soil, Air, Water*, 44 (2): 195-201.
- Alaru M, Kukk L, Astover A, Lauk R, Shanskiy M, Loit E (2013). An agro-economic analysis of briquette production from fiber hemp and energy sunflower. *Industrial Crops and Products*, 51: 186-193.
- Albuquerque, JA, González J, García D, Cegarra J (2006). Composting of a solid olive-mill by-product ("alperujo") and the potential of the resulting compost for cultivating pepper under commercial conditions. *Waste Management*, 26: 620-626.

- Alkorta I, Becerril JM, Garbisu C (2010). Phytostabilization of metal contaminated soils. *Reviews on Environmental Health*, 25: 135-146.
- Almás A, Singh BR, Salbu B (1999). Mobility of cadmium-109 and zinc-65 in soil influenced by equilibration time, temperature, and organic matter. *Journal of Environmental Quality*, 28: 1742-1750.
- Andrade SAL, Silveira APD, Mazzafera P (2010). Arbuscular mycorrhiza alters metal uptake and the physiological response of *Coffea arabica* seedlings to increasing Zn and Cu concentrations in soil. *Science of the Total Environment*, 408 (22): 5381-5391.
- Andrianov V, Borisjuk N, Pogrebnyak N, Brinker A, Dixon J, Spitsin S, Flynn J, Matyszczuk P, Andryszak K, Laurelli M, Golovkin M, Koprowski H (2010). Tobacco as a production platform for biofuel: overexpression of *Arabidopsis* DGAT and LEC2 genes increases accumulation and shifts the composition of lipids in green biomass. *Plant Biotechnology Journal*, 8: 277-287.
- Angelini LG, Ceccarini L, Nasso N, Bonari E (2009). Comparison of *Arundo donax* L. and *Miscanthus x giganteus* in long-term field experiment in Central Italy: analysis of productive characteristics and energy balance. *Biomass and Bioenergy*, 33-4: 635-643.
- Angelova V, Ivanova R, Delibaltova V, Ivanov K (2004). Bioaccumulation and distribution of heavy metals in fibre crops (flax, cotton and hemp). *Industrial Crops and Products*, 19: 197-205.
- Angin I, Turan M, Ketterings QM, Cakici A (2008). Humic acid addition enhances B and Pb phytoextraction by Vetiver Grass (*Vetiveria zizanioides* (L.) Nash). *Water, Air and Soil Pollution*, 188: 335-343.
- Anglade J, Billen G, Garnier J (2015). Relationships for estimating N₂ fixation in legumes: incidence for N balance of legume-based cropping systems in Europe. *Ecosphere*, 6(3): 37.
- Antiochia R, Campanella L, Ghezzi P, Movassaghi K (2007). The use of vetiver for remediation of heavy metal soil contamination. *Analytical and Bioanalytical Chemistry*, 388: 947-956.
- Antolín MC, Pascual I, García C, Polo A, Sánchez-Díaz M (2005). Growth, yield and solute content of barley in soils treated with sewage sludge under semiarid Mediterranean conditions. *Field Crops Research*, 94: 224-237.
- Arru L, Rognoni S, Baroncini M, Bonatti PM, Perata P (2004). Copper localization in *Cannabis sativa* L. grown in a copper-rich solution. *Euphytica*, 140: 33-38.
- Audet P, Charest C (2007). Dynamics of arbuscular mycorrhizal symbiosis in heavy metal phytoremediation: meta-analytical and conceptual perspectives. *Environmental Pollution*, 147(3): 609-614.
- Azcón R, del Carmen Perálvarez M, Roldán A, Barea JM (2010). Arbuscular mycorrhizal fungi, *Bacillus cereus*, and *Candida parapsilosis* from a multicontaminated soil alleviate metal toxicity in plants. *Microbial Ecology*, 59: 668-677.
- Ballabio C, Panagos P, Lugato E, Huang JH, Orgiazzi A, Jones A, Fernández-Ugalde O, Borrelli P, Montanarella L (2018). Copper distribution in European topsoils: An assessment based on LUCAS soil survey. *Science of Total Environment*, 636: 282-298.
- Balsamo RA, Kelly WJ, Satrio JA, Ruiz-Felix N., Fetterman M, Wynn R, Hagel K (2015). Utilization of grasses for potential biofuel production and phytoremediation of heavy metal contaminated soils. *International*

Journal of Phytoremediation, 17 (5): 448-455.

- Bardos RP, Bone BD, Boyle R, Evans F, Harries ND, Howard T, Smith JW (2016). The rationale for simple approaches for sustainability assessment and management in contaminated land practice. *Science of Total Environment*, 563-564: 755-768.
- Barla FG, Kumar S (2019). Tobacco biomass as a source of advanced biofuels. *Biofuels*, 10(3): 335-346.
- Barrutia O, Artetxe U, Hernández A, Olano JM, García-Plazaola JI, Garbisu C, Becerril JM (2011). Native plant communities in an abandoned Pb-Zn mining area of Northern Spain: Implications for phytoremediation and germplasm preservation. *International Journal of Phytoremediation*, 13: 256-270.
- Batty LC (2005). The potential importance of mine sites for biodiversity. *Mine Water and the Environment*, 24: 101-103.
- Becerra-Castro C, Álvarez-López V, Pardo Iglesias T, Rodríguez-Garrido B, Cerdeira-Pérez A, Prieto-Fernández Á, Kidd PS (2018). Phytomanagement of metal-rich and contaminated soils: Implicated factors and strategies for its improvement. In: *Strategies for Bioremediation of Organic and Inorganic Pollutants* (M. S. Fuentes, V. L. Colin and J. M. Saez Eds.). CRC Press, Taylor & Francis Group, Boca Raton (FL) EEUU. pp. 215-242.
- Becerra-Castro C, Prieto Fernández Á, Kidd PS, Weyens N, Rodríguez-Garrido B, Touceda-González M, Acea MJ, Vangronsveld J (2013). Improving performance of *Cytisus striatus* on substrates contaminated with hexachlorocyclohexane (HCH) isomers using bacterial inoculants: Developing a phytoremediation strategy. *Plant Soil*, 362: 247-260.
- Bégué A, Arvor D, Bellon B, Betbeder J, De Abelleira D, Ferraz RPD, Lebourgeois V, Lelong C, Simões M, Verón SR (2018). Remote sensing and cropping practices: A review. *Remote Sensing*, 10(1), 99.
- Benizri E, Kidd PS (2018). The Role of the rhizosphere and microbes associated with hyperaccumulator plants in metal accumulation. In: Van der Ent A, Echevarria G, Baker AJM, Morel JL (eds) *Agromining: Farming for Metals: Extracting Unconventional Resources Using Plants*. Springer International Publishing, Cham, pp 157-188.
- Béranger R, Hardy EM, Dexet C, Guldner L, Zaros C, Nougadère A, Metten MA, Chevrier C, Appenzeller BMR (2018). Multiple pesticide analysis in hair samples of pregnant French women: Results from the ELFE national birth cohort. *Environment International*, 120: 43-53.
- Bernal MP, Clemente R, Walker DJ (2007). The role of organic amendments in the bioremediation of heavy metal-polluted soils. In *Environmental Research at the Leading Edge*, Ed. Gore RW, Nova Science Publishers Inc., New York. pp. 1-57.
- Bhargava A, Carmona FF, Bhargava M, Srivastava S (2012). Approaches for enhanced phytoextraction of heavy metals. *Journal of Environmental Management*, 105: 103-120.
- Bhosale KS, Shinde BP (2011). Influence of arbuscular mycorrhizal fungi on proline and chlorophyll content in *Zingiber Officinale* Rosc grown under water stress. *Indian Journal of Fundamental Applied Life Sciences*, 1: 172-176
- Blake L, Goulding KWT (2002). Effects of atmospheric deposition, soil pH and acidification on heavy metal

contents in soils and vegetation of semi-natural ecosystems at Rothamsted Experimental Station. UK Plant Soil, 240: 235-25.

- Blanco-Canqui H, Shaver TM, Lindquist JL, Shapiro CA, Elmore RW, Francis CA, Hergert GW (2015). Cover crops and ecosystem services: Insights from studies in temperate soils. *Agronomy Journal*, 107(6): 2449-2474.
- Bolan N, Kunhikrishnan A, Thangaranjan R, Kumpiene J, Park Jinhee, Makino T, Kirkham MB, Scheckel K (2014). Remediation of heavy metal(loid)s contaminated soils--to mobilize or to immobilize? *Journal of Hazardous Materials*, 266:141-166.
- Bolan NS, Adriano DC, Kunhikrishnan A, James T, McDowell R, Senesi N (2011). Dissolved organic matter. biogeochemistry, dynamics, and environmental significance in soils. *Advances in Agronomy*, 119: 1-75.
- Bondarczuk K, Markowicz A, Piotrowska-Seget Z (2016). The urgent need for risk assessment on the antibiotic resistance spread via sewage sludge land application. *Environment International*, 87: 49-55.
- Bonvallot N, Jamin E, Regnaut L, Chevrier C, Martin JF, Mercier F, Cordier S, Cravedi JP, Debrauwer L, Le Bot B (2020). Combination of non-targeted and targeted analyses to identify biomarkers of pesticide exposures. SETAC Europe 30th meeting, Open Science for Enhanced Global Environmental Protection, 3-7 May 2020, on line meeting page 40: https://dublin.setac.org/wp-content/uploads/2020/04/SETAC-SciCon-Abstract-book_v2.pdf
- Bouma J, Van Ittersum MK, Stoorvogel JJ, Batjes NH, Droogers P, Pulleman MM (2017). Soil capability: exploring the functional potentials of soils. In *Global Soil Security*, Springer, Cham. pp. 27-44.
- Braud A, Jézéquel K, Bazot S, Lebeau, T (2009). Enhanced phytoextraction of an agricultural Cr-and Pb-contaminated soil by bioaugmentation with siderophore-producing bacteria. *Chemosphere*, 74: 280-286.
- Brereton NJB, Gonzalez E, Desjardins D, Labrecque M, Pitre FE (2020). Co-cropping with three phytoremediation crops influences rhizosphere microbiome community in contaminated soil. *Science of Total Environment*, 711: 135067.
- Brosse N, Dufour A, Meng X, Sun Q, Ragauskas A (2012). *Miscanthus*: a fast-growing crop for biofuels and chemicals production. *Biofuels Bioproducts and Biorefining*, 6 (5): 580-598.
- Bünemann EK, Schwenke GD, Van Zwieten L (2006). Impact of agricultural inputs on soil organisms- a review. *Soil Research*, 44(4): 379-406.
- Burges A, Alkorta I, Epelde L, Garbisu C (2018). From phytoremediation of soil contaminants to phytomanagement of ecosystem services in metal contaminated sites. *International Journal of Phytoremediation*, 20: 384-397.
- Burges A, Epelde L, Benito G, Artetxe U, Becerril JM, Garbisu C (2016). Enhancement of ecosystem services during endophyte-assisted aided phytostabilization of metal contaminated mine soil. *Science of Total Environment*, 562: 480-492.
- Burges A, Epelde L, Garbisu C (2015). Impact of repeated single-metal and multi-metal pollution events on soil quality. *Chemosphere*, 120: 8-15.
- Burges A, Fievet V, Oustriere N, Epelde L, Garbisu C, Becerril JM, Mench M (2020). Long-term

phytomanagement with compost and a sunflower - tobacco rotation influences the structural microbial diversity of a Cu-contaminated soil. *Science of the Total Environment*, 700: 134529.

- Camargo D, Sene L (2014). Production of ethanol from the hemicellulosic fraction of sunflower meal biomass. *Biomass Conversion and Biorefinery*; 4: 87-93.
- Cazzuffi D, Corneo A, Crippa E (2006). Slope stabilisation by perennial "gramineae" in Southern Italy: plant growth and temporal performance. *Geotechnical and Geological Engineering*, 24: 429-447.
- Cha JS, Park SH, Jung SC, Ryu C, Jeon JK, Shin MC, Park YK (2016). Production and utilization of biochar: a review. *Journal of Industrial and Engineering Chemistry*, 40: 1-15.
- Chalot M, Girardclos O, Ciadamidaro L, Zappellini C, Yung L, Durand A, Pfendler S, Lamy I, Driget V, Blaudez D (2020). Poplar rotation coppice at a trace element-contaminated phytomanagement site: a 10-year study revealing biomass production, element export and impact on extractable elements. *Science of the Total Environment*, 699: 134260.
- Chaney RL, Angle JS, Broadhurst CL, Peters CA, Tappero RV, Sparks DL (2007). Improved understanding of hyperaccumulation yields commercial phytoextraction and phytomining technologies. *Journal of Environmental Quality*, 36: 1429-1443.
- Chen XW, Chen, Wong JTF, Wang JJ, Wong, MH (2020). Vetiver grass-microbe interactions for soil remediation. *Critical Reviews in Environmental Science and Technology*, 1-42.
- Chen Y, Shen Z, Li X (2004). The use of vetiver grass (*Vetiveria zizanioides*) in the phytoremediation of soils contaminated with heavy metals. *Applied Geochemistry*, 19: 1553-1565.
- Chiu KK, Ye ZH, Wong MH (2005). Enhanced uptake of As, Zn, and Cu by *Vetiveria zizanioides* and *Zea mays* using chelating agents. *Chemosphere*, 60: 1365-1375.
- Chiu KK, Ye ZH, Wong MH (2006). Growth of *Vetiveria zizanioides* and *Phragmites australis* on Pb/Zn and Cu mine tailings amended with manure compost and sewage sludge: a greenhouse study. *Bioresource Technology*, 97: 158-170.
- Christensen BT, Lerke PE, Jørgensen U, Kandel TP, Thomsen IK (2016). Storage of *Miscanthus*-derived carbon in rhizomes, roots, and soil. *Canadian Journal of Soil Science*, 96 (4): 354-360.
- Clavé G, Garoux L, Boulanger C, Hesemann P, Grison C (2016). Ecological recycling of a bio-based catalyst for Cu Click reaction: a new strategy for a greener sustainable catalysis. *Chemistry Select*, 1: 1410-1416.
- Clemens S (2001). Molecular mechanisms of plant metal tolerance and homeostasis. *Planta*, 212(4): 475-486.
- Clemente R, Bernal MP (2006). Fractionation of heavy metals and distribution of organic carbon in two contaminated soils amended with humic acids. *Chemosphere*, 64: 1264-1273.
- Clemente R, Escolar A, Bernal MP (2006). Heavy metals fractionation and organic matter mineralisation in contaminated calcareous soil amended with organic materials. *Bioresource Technology*, 97: 1894-1901.
- Clemente R, Walker DJ, Bernal MP (2005). Uptake of heavy metals and As by *Brassica juncea* grown in a contaminated soil in Aznalcóllar (Spain): The effect of soil amendments. *Environmental Pollution*, 138: 46-58.

- Clemente R, Walker DJ, Pardo T, Martínez-Fernández D, Bernal MP (2012). The use of a halophytic plant species and organic amendments for the remediation of a trace elements-contaminated soil under semi-arid conditions. *Journal of Hazardous Materials*, 223–224: 63-71.
- Cleyet-Marel JC, Larcher M, Bertrand H, Rapior S, Pinochet X (2001). Plant growth enhancement by rhizobacteria. In *Nitrogen Assimilation by Plants, Physiological, Biochemical and Molecular Aspects*; Morot-Gaudry, J.-F., Ed.; Science Publishers, Inc.: Enfield, NH, USA, pp. 185-197.
- Clifton-Brown JC, Breuer J, Jones MB (2007). Carbon mitigation by the energy crop, *Miscanthus*. *Global Change Biology*, 13-8: 2296-2307.
- Compant S, Clément C, Sessitsch A (2010). Plant growth-promoting bacteria in the rhizo- and endosphere of plants: their role, colonization, mechanisms involved and prospects for utilization. *Soil Biology and Biochemistry*, 42: 669-678.
- Conesa HM, Evangelou MWH, Robinson BH, Schulin R (2012). A critical view of current state of phytotechnologies to remediate soils: Still a promising tool? *The Scientific World Journal*, 2012:10.
- Coninx L, Martinova V, Rineau F (2017). Mycorrhiza-Assisted Phytoremediation. In: *Advances in Botanical Research*, vol 83, Academic Press. pp. 127-188.
- Cundy A, Bardos P, Puschenreiter M, Mench M, Bert V, Friesl-Hanl W, Müller I, Li X, Weyens N, Witters N, Vangronsveld J (2016). Brownfields to green fields: realising wider benefits from practical contaminant phytomanagement strategies. *Journal of Environmental Management*, 184: 67-77.
- Dary M, Chamber-Pérez MA, Palomares AJ, Pajuelo E (2010). "In situ" phytostabilisation of heavy metal polluted soils using *Lupinus luteus* inoculated with metal resistant plant-growth promoting rhizobacteria. *Journal of Hazardous Materials*, 177: 323-330.
- de la Fuente C, Clemente R, Martínez-Alcalá I, Tortosa G, Bernal MP (2011). Impact of fresh and composted solid olive husk and their water-soluble fractions on soil heavy metal fractionation; microbial biomass and plant uptake. *Journal of Hazardous Materials*, 186:1283-1289.
- De-Bashan LE, Hernandez JP, Bashan Y, Maier RM (2010). *Bacillus pumilus* ES4: candidate plant growth-promoting bacterium to enhance establishment of plants in mine tailings. *Environmental and Experimental Botany*, 69: 343-352.
- Dell'Amico E, Cavalca L, Andreoni, V (2008). Improvement of *Brassica napus* growth under cadmium stress by cadmium-resistant rhizobacteria. *Soil Biology and Biochemistry*, 40(1): 74-84.
- Deng Z, Cao L (2017). Fungal endophytes and their interactions with plants in phytoremediation: A review. *Chemosphere*, 168: 1100-1106.
- Dickinson NM, Pulford ID (2005). Cadmium phytoextraction using short-rotation coppice *Salix*: the evidence trail. *Environment International*, 31: 609-613.
- Dimitriou I, Eriksson J, Adler A, Aronsson P, Verwijst T (2006). Fate of heavy metals after application of sewage sludge and wood-ash mixtures to short-rotation willow coppice. *Environmental Pollution*, 142: 160-169.
- Dimitriou I, Mola-Yudego B, Aronsson P, Eriksson J (2012). Changes in organic carbon and trace elements

in the soil of willow short-rotation coppice plantations. *BioEnergy Research*, 5: 563-572.

- Elisa B, Marsano F, Cavaletto M, Berta G (2007). Copper stress in *Cannabis sativa* roots: morphological and proteomic analysis. *Caryologia*, 60: 96-101.
- Epelde L, Becerril JM, Alkorta I, Garbisu C (2014). Adaptive long-term monitoring of soil health in metal phytostabilization: ecological attributes and ecosystem services based on soil microbial parameters. *International Journal of Phytoremediation*, 16: 971-981.
- Epelde L, Burges A, Mijangos I, Garbisu, C (2014). Microbial properties and attributes of ecological relevance for soil quality monitoring during a chemical stabilization field study. *Applied Soil Ecology*, 75: 1-12.
- Escande V, Olszewski TK, Grison C (2014). Preparation of ecological catalysts derived from Zn hyperaccumulating plants and their catalytic activity in Diels–Alder reaction. *Comptes Rendus Chimie* 17: 731-737.
- Evangelou MWH, Papazoglou EG, Robinson BH, Schulin R (2015). Phytomanagement: Phytoremediation and the production of biomass for economic revenue on contaminated land. In: Ansari AA, Gill SS, Gill R, Lanza GR, Newman L (eds) *Phytoremediation: Management of Environmental Contaminants*, Volume 1. Springer International Publishing, Cham, pp 115-132.
- FAO and ITPS (2015). Status of the World's Soil Resources (SWSR) – Main Report. Food and Agriculture Organization of the United Nations and Intergovernmental Technical Panel on Soils, Rome, Italy.
- Feng NX, Yu J, Zhao HM, Cheng YT, Mo CH, Cai QY, Li YW, Li H, Wong MH (2017). Efficient phytoremediation of organic contaminants in soils using plant–endophyte partnerships. *Science of the Total Environment*, 583: 352-368.
- French CJ, Dickinson NM, Putwain PD (2006). Woody biomass phytoremediation of contaminated brownfield land. *Environmental Pollution*, 141: 387-395.
- Galende MA, Becerril JM, Barrutia O, Artetxe U, Garbisu C, Hernández, A. (2014). Field assessment of the effectiveness of organic amendments for aided phytostabilization of a Pb-Zn contaminated mine soil. *Journal Geochemical Exploration*, 145: 181-189.
- Garg N, Chandel S (2010). Arbuscular mycorrhizal networks: process and functions. A review. *Agronomy for Sustainable Development*, 30: 581-599.
- Garg N, Kaur H (2013). Impact of cadmium-zinc interactions on metal uptake, translocation and yield in pigeonpea genotypes colonized by arbuscular mycorrhizal fungi. *Journal of Plant Nutrition*, 36: 67-90.
- Geiger EM, Sarkar D, Datta R (2019). Evaluation of copper-contaminated marginal land for the cultivation of vetiver grass (*Chrysopogon zizanioides*) as a lignocellulosic feedstock and its impact on downstream bioethanol production. *Applied Sciences*, 9(13): 2685.
- Glick BR (2010). Using soil bacteria to facilitate phytoremediation. *Biotechnology Advances*, 28: 367-374.
- Goecke P, Ginocchio R, Mench M, Neaman A (2011). Amendments promote the development of *Lolium perenne* in soils affected by historical copper smelting operations. *International Journal of Phytoremediation*, 13: 552-566.

- Göhre V, Paszkowski U (2006). Contribution of the arbuscular mycorrhizal symbiosis to heavy metal phytoremediation. *Planta*, 223(6): 1115-1122.
- Gómez-Sagasti MT, Hernández A, Artetxe U, Garbisu C, Becerril JM (2018). How valuable are organic amendments as tools for the phytomanagement of degraded soils? The Knowns, known unknowns, and unknowns. *Frontiers in Sustainable Food Systems*, 2: 68.
- Gonsalvesh L, Yperman J, Carleer R, Mench M, Herzig R, Vangronsveld J (2016). Valorisation of heavy metals enriched tobacco biomass through slow pyrolysis and steam activation. *Journal of Chemical Technology and Biotechnology*, 91: 1585-1595.
- Goss MJ, Tubeileh A, Goorahoo D (2013). A review of the use of organic amendments and the risk to human health. In: *Advances in agronomy*, vol 120. Elsevier, pp 275-379.
- Goswami D, Thakker JN, Dhandhukia PC (2016). Portraying mechanics of plant growth promoting rhizobacteria (PGPR): A review. *Cogent Food and Agriculture*, 2(1): 1127500.
- Guo JK, Muhammad H, Lv X, Wei T, Ren XH, Jia HL (2020). Prospects and applications of plant growth promoting rhizobacteria to mitigate soil metal contamination: a review. *Chemosphere*, 246: 125823.
- Hall JL (2002). Cellular mechanisms for heavy metal detoxification and tolerance. *Journal of Experimental Botany*, 53(366): 1-11.
- Hattab N, Motelica-Heino M, Mench M (2016). Aided phytoextraction of Cu, Pb, Zn, and As in copper-contaminated soils with tobacco and sunflower in crop rotation: Mobility and phytoavailability assessment. *Chemosphere*, 145: 543-550.
- Herzig R, Nehnevajova E, Pfister C, Schwitzguebel JP, Ricci A, Keller C (2014). Feasibility of labile Zn phytoextraction using enhanced tobacco and sunflower: results of five-and one-year field-scale experiments in Switzerland. *International Journal of Phytoremediation*, 7-12: 735-754.
- Hesami SM, Zilouei H, Karimi K, Asadinezhad A (2015). Enhanced biogas production from sunflower stalks using hydrothermal and organosolv pretreatment. *Industrial Crops and Products*, 76: 449-455.
- Hildebrandt U, Janetta K, Bothe H (2002). Towards growth of arbuscular mycorrhizal fungi independent of a plant host. *Applied and Environmental Microbiology*, 68(4): 1919-1924.
- Hoefler C, Santner J, Puschenreiter M, Wenzel WW (2015). Localized metal solubilization in the rhizosphere of *Salix smithiana* upon sulfur application. *Environmental Science and Technology*, 49: 4522-4529.
- Inyang MI, Gao B, Yao Y, Xue Y, Zimmerman A, Mosa A, Pullammanappallil R, Ok YS, Cao X (2016). A review of biochar as a low-cost adsorbent for aqueous heavy metal removal. *Critical Reviews in Environmental Science and Technology*, 46(3): 406-433.
- Itusha A, Osborne WJ, Vaithilingam M (2019). Enhanced uptake of Cd by biofilm forming Cd resistant plant growth promoting bacteria bioaugmented to the rhizosphere of *Vetiveria zizanioides*. *International journal of Phytoremediation*, 21: 487-495.
- Jeong S, Moon HS, Nam K, Kim JY, Kim TS (2012). Application of phosphate-solubilizing bacteria for enhancing bioavailability and phytoextraction of cadmium (Cd) from polluted soil. *Chemosphere*, 88: 204-210.

- Jiang CY, Sheng XF, Qian M, Wang QY (2008). Isolation and characterization of a heavy metal-resistant *Burkholderia* sp. from heavy metal-contaminated paddy field soil and its potential in promoting plant growth and heavy metal accumulation in metal-polluted soil. *Chemosphere*, 72, 157-164.
- Keller C, Hammer D, Kayser A, Richner W, Brodbeck M, Sennhauser M (2003). Root development and heavy metal phytoextraction efficiency: comparison of different plant species in the field. *Plant and Soil*, 249: 67-81.
- Kennen K, Kirkwood N (2015). *Phyto: principles and resources for site remediation and landscape design*. Routledge.
- Kidd P, Barceló J, Bernal MP, Navari-Izzo F, Poschenrieder C, Shilev S, Clemente R, Monterroso C. (2009). Trace element behaviour at the root-soil interface: Implications in phytoremediation. *Environmental and Experimental Botany*, 67: 243-259.
- Kidd PS, Álvarez-López V, Becerra-Castro C, Cabello-Conejo M, Prieto-Fernández Á (2017). Chapter Three - Potential role of plant-associated bacteria in plant metal uptake and implications in phytotechnologies. In: Cuypers A, Vangronsveld J (eds) *Advances in Botanical Research*, vol 83. Academic Press, pp 87-126.
- Kidd PS, Bani A, Benizri E, Gonnelli C, Hazotte C, Kisser J, Malina R (2018). Developing sustainable agromining systems in agricultural ultramafic soils for nickel recovery. *Frontiers in Environmental Science*, 6: 44.
- Kidd PS, Mench M, Álvarez-López V, Bert V, Dimitriou I, Friesl-Hanl W, Janssen JO, Kolbas A, Muller I, Neu S, Renella G, Rutten A, Vangronsveld J, Puschenreiter M (2015). Agronomic practices for improving gentle remediation of trace element-contaminated soils. *International Journal of Phytoremediation*, 17(11): 1005-1037.
- Kimenyi PN, Oyaro N, Chacha JS, Tsanuo MK: The potential of *Commelina bengalensis*, *Amaranthus hybridus*, *Zea mays* for phytoremediation of heavy metals from contaminated soils. *Sains Malaysiana* 38(1): 61 - 68. 2009.
- Kolbas A, Herzig R, Marchand L, Maalouf JP, Kolbas N, Mench M (2020). Field evaluation of one Cu-resistant somaclonal variant and two clones of tobacco for copper phytoextraction at a wood preservation site. *Environmental Science and Pollution Research*, 27: 27831-27848.
- Kolbas A, Kolbas N, Marchand L, Herzig R, Mench M (2018). Morphological and functional responses of a metal-tolerant sunflower mutant line to a copper-contaminated soil series. *Environmental Science and Pollution Research*, 25(17): 16686-16701.
- Kolbas A, Mench M, Herzig R, Nehnevajova E, Bes CM (2011). Copper phytoextraction in tandem with oilseed production using commercial cultivars and mutant lines of sunflower. *International Journal of Phytoremediation*, 13: 55-76.
- Kolbas A, Mench M, Marchand L, Herzig R, Nehnevajova E (2014). Phenotypic seedling responses of a metal-tolerant mutant line of sunflower growing on a Cu-contaminated soil series. *Plant and Soil*, 376: 377-397.
- Kolodziej B, Antonkiewicz J, Sugiera D (2016). *Miscanthus × giganteus* as a biomass feedstock grown on

municipal sewage sludge. *Industrial Crops and Products*, 81: 3, 72-82.

- Kruidhof HM, Gallandt ER, Haramoto ER, Bastiaans L (2011). Selective weed suppression by cover crop residues: Effects of seed mass and timing of species sensitivity. *Weed Research*, 51: 177-186.
- Krzyżaniak M, Stolarski MJ, Warmiński K (2019). Life cycle assessment of poplar production: Environmental impact of different soil enrichment methods. *Journal of Cleaner Production*, 206: 785-796.
- Kumar S, Singh R, Kumar V, Rani A, Jain R (2017). *Cannabis sativa*: a plant suitable for Phytoremediation and bioenergy production. In *Phytoremediation potential of bioenergy plants*. Springer, Singapore. pp. 269-285.
- Kumpiene J, Antelo J, Brännvall E, Carabante I, Ek K, Komárek M, Söderberg C, Wårell L (2019). *In situ* chemical stabilization of trace element-contaminated soil-field demonstrations and barriers to transition from laboratory to the field - A review. *Applied Geochemistry*, 100: 335-351.
- Kumpiene J, Guerri G, Landi L, Pietramellara G, Nannipieri P, Renella G (2009). Microbial biomass, respiration and enzyme activities after *in situ* aided phytostabilization of a Pb- and Cu-contaminated soil. *Ecotoxicology and Environmental Safety*, 72:115-119.
- Kumpiene J, Mench M, Bes CM, Fitts JP (2011). Assessment of aided phytostabilization of copper-contaminated soil by X-ray absorption spectroscopy and chemical extractions. *Environmental Science and Pollution Research*, 159:1536-1542.
- Lagomarsino A, Mench M, Marabottini R, Pignataro A, Grego S, Renella G, Stazi SR (2011). Copper distribution and hydrolase activities in a contaminated soil amended with dolomitic limestone and compost. *Ecotoxicology and Environmental Safety*, 74: 2013-2019.
- Lebrun M, Miard F, Nandillon R, Léger JC, Hattab-Hambli N, Scippa GS, Bourgerie S, Morabito D (2018). Assisted phytostabilization of a multicontaminated mine technosol using biochar amendment: Early stage evaluation of biochar feedstock and particle size effects on As and Pb accumulation of two Salicaceae species (*Salix viminalis* and *Populus euramericana*). *Chemosphere*, 194, 316-326.
- Lenoir I, Sahraoui ALH, Fontaine J (2016). Arbuscular mycorrhizal fungal-assisted phytoremediation of soil contaminated with persistent organic pollutants: a review. *European Journal of Soil Science*, 67: 624-640.
- Lewandowski I, Clifton-Brown JC, Scurlock JMO, Huisman W (2000). *Miscanthus*: European experience with a novel energy crop. *Biomass and Bioenergy*, 19(4): 209-227.
- Li H, Wang J, Teng Y, Wang Z (2006). Study on the mechanism of transport of heavy metals in soil in western suburb of Beijing. *Chinese Journal of Geochemistry*, 25: 173-177.
- Li Z, Wu LH, Hu PJ, Luo YM, Zhang H, Christie P (2014). Repeated phytoextraction of four metal-contaminated soils using the cadmium/zinc hyperaccumulator *Sedum plumbizincicola*. *Environmental Pollution*, 189: 176-183.
- Liang CC, Li T, Xiao YP, Liu MJ, Zhang HB, Zhao ZW (2009). Effects of inoculation with arbuscular mycorrhizal fungi on maize grown in multi-metal contaminated soils. *International Journal of Phytoremediation*, 11: 692-703.
- Lillo F, Tapia-Gatica J, Díaz-Sieffer P, Moya H, Celis-Diez, JL, Santa Cruz J, Ginocchio R, Sauvé S, Brykov

VA, Neaman A (2020). Which soil Cu pool governs phytotoxicity in field-collected soils contaminated by copper smelting activities in central Chile? *Chemosphere*, 242: 125176.

- Liu L, Li W, Song W, Guo M (2018). Remediation techniques for heavy metal-contaminated soils: principles and applicability. *Science of the Total Environment*, 633: 206-219.
- Liu LF, Li HQ, Lazzaretto A, Manente G, Tong CY, Liu QB, Li NP (2017). The development history and prospects of biomass-based insulation materials for buildings. *Renewable and Sustainable Energy Reviews*, 69: 912-932.
- Liu T, Chen XY, Hu F, Ran W, Shen QR, Li HX, Whalen JK (2016). Carbon-rich organic fertilizers to increase soil biodiversity: Evidence from a meta-analysis of nematode communities. *Agriculture, Ecosystems and Environment*, 223: 199-207.
- Lomaglio T, Hattab-Hambli N, Miard F, Lebrun M, Nandillon R, Trupiano D, Scippa GS, Gauthier A, Motelica-Heino M, Bourgerie S, Morabito D (2018). Cd, Pb, and Zn mobility and (bio) availability in contaminated soils from a former smelting site amended with biochar. *Environmental Science and Pollution Research*, 25(26): 25744-25756.
- Lwin CS, Seo BH, Kim HU, Owens G, Kim KR (2018). Application of soil amendments to contaminated soils for heavy metal immobilization and improved soil quality-a critical review. *Soil Science and Plant nutrition*, 64(2): 156-167.
- Lyubenova L, Nehnevajova E, Herzig R, Schroder P (2009). Response of antioxidant enzymes in *Nicotiana tabacum* clones during phytoextraction of heavy metals. *Environmental Science and Pollution Research*, 16: 573-581.
- Ma Y, Rajkumar M, Freitas H (2009). Improvement of plant growth and nickel uptake by nickel resistant-plant-growth promoting bacteria. *Journal of Hazardous Materials*, 166(2-3): 1154-1161.
- Madejón E, de Mora AP, Felipe E, Burgos P, Cabrera F (2006). Soil amendments reduce trace element solubility in a contaminated soil and allow regrowth of natural vegetation. *Environmental Pollution*, 139: 40-52.
- Malik RN, Husain SZ, Nazir I (2010). Heavy metal contamination and accumulation in soil and wild plant species from industrial area of Islamabad. *Pakistan Journal of Botany*, 42(1): 291-301
- Manzoni S, Jackson RB, Trofymow JA, Porporato A (2008). The global stoichiometry of litter nitrogen mineralization. *Science*, 321: 684-686.
- Mao D, Yu S, Rysz M, Luo Y, Yang F, Li F, Hou J, Mu Q, Alvarez PJ (2015). Prevalence and proliferation of antibiotic resistance genes in two municipal wastewater treatment plants. *Water Research*, 85: 458-466.
- Marchand L, Mench M, Jacob DL, Otte ML (2010). Metal and metalloid removal in constructed wetlands, with emphasis on the importance of plants and standardized measurements: A review. *Environmental Pollution*, 158: 3447-3461.
- Marques APGC, Moreira H, Franco AR, Rangel AOSS, Castro PML (2013). Inoculating *Helianthus annuus* (sunflower) grown in zinc and cadmium contaminated soils with plant growth promoting bacteria - effects on phytoremediation strategies. *Chemosphere*, 92: 74-83.

- Marques APGC, Oliveira RS, Samardjieva KA, Pissarra J, Rangel, AOSS, Castro PML (2007). *Solanum nigrum* in contaminated soil: effect of arbuscular mycorrhizal fungi on zinc accumulation and histolocalisation. *Environmental Pollution*, 145: 691-699.
- Maskos Z, Dellinger B (2008). Radicals from the oxidative pyrolysis of tobacco. *Energy and Fuels*, 22: 1675-1679.
- McKendry P (2002). Energy production from biomass (Part 1): Overview of biomass. *Bioresource Technology*, 83: 37-46.
- Meers E, Van Slycken S, Adriaensen K, Ruttens A, Vangronsveld J, Du Laing G, Witters N, Thewys T. and Tack FM (2010). The use of bio-energy crops (*Zea mays*) for “phytoattenuation” of heavy metals on moderately contaminated soils: a field experiment. *Chemosphere*, 78: 35-41.
- Mench M, Lepp N, Bert V, Schwitzguébel J-P, Gawronski S, Schröder P, Vangronsveld J (2010). Successes and limitations of phytotechnologies at field scale: outcomes, assessment and outlook from COST Action 859. *Journal of Soils and Sediments*, 10: 1039-1070.
- Mench M, Renella G, Gelsomino A, Landi L, Nannipieri P (2006). Biochemical parameters and bacterial species richness in soils contaminated by sludge-borne metals and remediated with inorganic soil amendments. *Environmental Pollution*, 144: 24-31.
- Mench M, Schwitzguébel J-P, Schroeder P, Bert V, Gawronski S, Gupta S (2009). Assessment of successful experiments and limitations of phytotechnologies: contaminant uptake, detoxification and sequestration, and consequences for food safety. *Environmental Science and Pollution Research*, 16: 876-900.
- Mench M, Tancogne J, Gomez A, Juste C (1989). Cadmium bioavailability for *Nicotiana tabacum* L., *Nicotiana rustica* L. and *Zea mays* L. grown in soil added or non-added with cadmium nitrate. *Biology and Fertility of Soils*, 8: 48-53.
- Mench M, Vangronsveld J, Lepp NW, Edwards R (1998). Physicochemical aspects and efficiency of trace element immobilization by soil amendments. In: Vangronsveld J, Cunningham SD (eds) *Metal-contaminated soils: in situ inactivation and phytoremediation*. Springer Verlag, Berlin, Heidelberg, pp 151-182.
- Mench MJ, Dellise M, Bes CM, Marchand L, Kolbas A, Le Coustumer P, Oustrière N (2018). Phytomanagement and remediation of Cu-contaminated soils by high yielding crops at a former wood preservation site: sunflower biomass and ionome. *Frontiers in Ecology and Evolution*, 6.
- Mendes R, Garbeva P, Raaijmakers JM (2013). The rhizosphere microbiome: significance of plant beneficial, plant pathogenic, and human pathogenic microorganisms. *FEMS Microbiology Reviews*, 37: 634-663.
- Mendez MO, Maier RM (2008). Phytostabilization of mine tailings in arid and semiarid environments-an emerging remediation technology. *Environmental Health Perspectives*, 116: 278.
- Mengoni A, Barzanti R, Gonnelli C, Gabbriellini R, Bazzicalupo M (2001). Characterization of nickel-resistant bacteria isolated from serpentine soil. *Environmental Microbiology*, 11: 691-698.
- Mesa-Marín J, Del-Saz NF, Rodríguez-Llorente ID, Redondo-Gómez S, Pajuelo E, Ribas-Carbó M, Mateos-Naranjo E (2018). PGPR reduce root respiration and oxidative stress enhancing *Spartina maritima* root

growth and heavy metal rhizoaccumulation. *Frontiers in Plant Science*, 9:1500.

- Miller DN, Varel VH (2003). Swine manure composition affects the biochemical origins, composition, and accumulation of odorous compounds. *Journal of Animal Science*, 81(9): 2131–2138.
- Miransari M (2011). Interactions between arbuscular mycorrhizal fungi and soil bacteria. *Applied Microbiology and Biotechnology*, 89: 917–930.
- Miransari M, Maleki TG, Besahrati H, Sadaghiani MHR, Tavassoli A (2013). Using *Pseudomonas* spp. and arbuscular mycorrhizal fungi to alleviate the stress of zinc pollution by corn (*Zea Mays* L.) plant. *Journal of Plant Nutrition*, 36: 2061–2069.
- Moreira H, Marques APGC, Franco AR, Rangel AOSS, Castro PML (2014). Phytomanagement of Cd-contaminated soils using maize (*Zea mays* L.) assisted by plant growth-promoting rhizobacteria. *Environmental Science and Pollution Research*, 21: 9742–9753.
- Moreira H, Pereira SIA, Marques APGC, Rangel AOSS, Castro PML (2016a). Mine land valorization through energy maize production enhanced by the application of plant growth-promoting rhizobacteria and arbuscular mycorrhizal fungi. *Environmental Science and Pollution Research*, 23: 6940–6950.
- Moreira H, Pereira SIA, Marques APGC, Rangel AOSS, Castro PML (2016b). Selection of metal resistant plant growth promoting rhizobacteria for the growth and metal accumulation of energy maize in a mine soil - Effect of the inoculum size. *Geoderma*, 278.
- Moreira H, Pereira SIA, Marques APGC, Rangel AOSS, Castro PML (2019). Effects of soil sterilization and metal spiking in plant growth promoting rhizobacteria selection for phytotechnology purposes. *Geoderma*, 334: 72–81.
- Murphy F, Devlin G, McDonnell K (2013). *Miscanthus* production and processing in Ireland: An analysis of energy requirements and environmental impacts. *Renewable and Sustainable Energy Reviews*, 23: 412–420.
- Naidu R, Channey R, McConnell S, Johnston N, Semple KT, McGrath S, Dries V, Nathanail P, Harmsen J, Pruszinski A, MacMillan J, Palanisami T (2015). Towards bioavailability-based soil criteria: past, present and future perspectives. *Environmental Science and Pollution Research*, 22: 8779–8785.
- Nartey OD, Zhao B (2014). Biochar preparation, characterization, and adsorptive capacity and its effect on bioavailability of contaminants: an overview. *Advances in Materials Science and Engineering*, 2014.
- Neaman A, Robinson B, Minkina T M, Vidal K, Dovletyarova E A, Mench M, Krutyakov Y, Shapoval O (2020). Feasibility of metal(loid) phytoextraction from polluted-soils: the need for greater scrutiny. *Environmental Toxicology and Chemistry*, 20: 00268.
- Nehnevajova E, Lyubenova L, Herzig R, Schroeder P, Schwitzguébel J-P, Schmuelling T (2012). Metal accumulation and response of antioxidant enzymes in seedlings and adult sunflower mutants with improved metal removal traits on a metal-contaminated soil. *Environmental and Experimental Botany*, 76: 39–48.
- Ng EL, Lwanga EH, Eldridge SM, Johnston P, Hu HW, Geissen V, Chen D (2008). An overview of microplastic and nanoplastic pollution in agroecosystems. *Science of the Total Environment*, 627: 1377–

1388.

- Noble AD, Suzuki S, Soda W, Ruaysoongnern S, Berthelsen S (2008). Soil acidification and carbon storage in fertilized pastures of Northeast Thailand. *Geoderma*, 144(1-2): 248-255.
- Nsanganwimana F, Pourrut B, Mench M, Douay F (2014). Suitability of *Miscanthus* species for managing inorganic and organic contaminated land and restoring ecosystem services. A review. *Journal of Environmental Management*, 143(10): 123-134.
- Nsanganwimana F, Waterlot C, Louvel B, Pourrut B, Douay F (2016). Metal, nutrient and biomass accumulation during the growing cycle of *Miscanthus* established on metal-contaminated soils. *Journal of Plant Nutrition and Soil Science*, 179 (2) 257-269.
- Olanrewaju OS, Glick BR, Babalola OO (2017). Mechanisms of action of plant growth promoting bacteria. *World Journal of Microbiology and Biotechnology*, 33(11): 197.
- Oliveira FR, Patel AK, Jaisi DP, Adhikari S, Lu H, Khanal SK (2017). Environmental application of biochar: Current status and perspectives. *Bioresource Technology*, 246: 110-122.
- Panagos P, Van Liedekerke M, Yigini Y, Montanarella L (2013). Contaminated sites in Europe: Review of the current situation based on data collected through a European network. *Journal of Environmental and Public Health*, 2013.
- Pandey VC, Bajpai O, Singh N (2016). Energy crops in sustainable phytoremediation. *Renewable and Sustainable Energy Reviews*, 54: 58-73.
- Pang J, Chan GSY, Zhang J, Liang J, Wong MH (2003). Physiological aspects of vetiver grass for rehabilitation in abandoned metalliferous mine wastes. *Chemosphere*, 52: 1559-1570.
- Pardo T, Bernal MP, Clemente R (2014a). Efficiency of soil organic and inorganic amendments on the remediation of a contaminated mine soil: I. Effects on trace elements and nutrients solubility and leaching risk *Chemosphere*, 107: 121-128.
- Pardo T, Bernal MP, Clemente R (2017). Phytostabilisation of severely contaminated mine tailings using halophytes and field addition of organic and inorganic amendments. *Chemosphere*, 178: 556-564.
- Pardo T, Bes C, Bernal MP, Clemente R (2016). Alleviation of environmental risks associated with severely contaminated mine tailings using amendments: Modeling of trace element speciation, solubility, and plant accumulation. *Environmental Toxicology and Chemistry*, 35: 2874-2884.
- Pardo T, Clemente R, Alvarenga P, Bernal MP (2014b). Efficiency of soil organic and inorganic amendments on the remediation of a contaminated mine soil: II. Biological and ecotoxicological evaluation. *Chemosphere*, 107: 101-108.
- Pardo T, Clemente R, Epelde L, Garbisu C, Bernal MP (2014c). Evaluation of the phytostabilisation efficiency in a trace elements contaminated soil using soil health indicators. *Journal of Hazardous Materials*, 268: 68-76.
- Pardo T, Martínez-Fernández D, Clemente R, Walker DJ, Bernal MP (2014d). The use of olive-mill waste compost to promote the plant vegetation cover in a trace-element-contaminated soil. *Environmental Science and Pollution Research*, 21: 1029-1038.

- Parraga-Aguado I, Querejeta JI, González-Alcaraz MN, Jiménez-Cárceles FJ, Conesa HM (2014). Usefulness of pioneer vegetation for the phytomanagement of metal(loid)s enriched tailings: Grasses vs. shrubs vs. trees. *Journal of Environmental Management*, 133: 51-58.
- Pereira BFF, Abreu CAD, Romeiro S, Lagôa AMMA, Paz-González A (2007). Pb-phytoextraction by maize in a Pb-EDTA treated oxisol. *Scientia Agricola*, 64(1): 52-60.
- Pérez-de-Mora A, Ortega-Calvo JJ, Cabrera F, Madejón E (2005). Changes in enzyme activities and microbial biomass after “*in situ*” remediation of a heavy metal-contaminated soil. *Applied Soil Ecology* 28: 125-137.
- Pidlisnyuk V, Stefanovska T, Lewis E, Erickson L, Davis L (2014). *Miscanthus* as a productive biofuel crop for phytoremediation. *Critical Reviews in Plant Sciences*, 33 (1) 1-19.
- Plociniczak T, Kukla M, Wątroba R, Piotrowska-Seget Z (2013). The effect of soil bioaugmentation with strains of *Pseudomonas* on Cd, Zn and Cu uptake by *Sinapis alba* L. *Chemosphere*, 91: 1332-1337.
- Plociniczak T, Pacwa-Plociniczak M, Kwaśniewski M, Chwiałkowska K, Piotrowska-Seget Z (2020). Response of rhizospheric and endophytic bacterial communities of white mustard (*Sinapis alba*) to bioaugmentation of soil with the *Pseudomonas* sp. H15 strain. *Ecotoxicology and Environmental Safety*, 194: 110434.
- Poepflau C, Don A (2015). Carbon sequestration in agricultural soils via cultivation of cover crops—A meta-analysis. *Agriculture, Ecosystems and Environment*, 200: 33-41.
- Pourrut B, Lopareva-Pohu A, Pruvot C, Garçon G, Verdin A, Waterlot C, Bidar G, Shiralı P, Douay F. (2011). Assessment of fly ash-aided phytostabilisation of highly contaminated soils after an 8-year field trial: Part 2. Influence on plants. *Science of the Total Environment*, 409: 4504-4510.
- Prakasa Rao EVS, Gopinath CT, Khanuja SPS (2008). Environmental, economics and equity aspects of vetiver in south India. Proc. 1st Indian National vetiver Workshop, Vetiver System for environmental protection and natural disaster management, Cochin, India 21-23. Available at http://www.vetiver.org/TVN_INDIA_1stWORKSHOP_PROCEEDINGS/0-Contentsa.htm
- Pulford ID, Dickinson NM (2006). Phytoremediation technologies using trees. In: Prasad MNVSK, Naidu R. (eds) Trace elements in the environment: biogeochemistry, biotechnology and bioremediation. CRC Press, Boca Raton (FL), pp 375-395.
- Pulford ID, Watson C (2003). Phytoremediation of heavy metal-contaminated land by trees: a review. *Environment International*, 29: 529-540.
- Puschenreiter M, Wittstock F, Friesl-Hanl W, Wenzel WW (2013). Predictability of the Zn and Cd phytoextraction efficiency of a *Salix smithiana* clone by DGT and conventional bioavailability assays. *Plant and Soil*, 369: 531-541.
- Quintela-Sabarís C, Marchand L, Kidd PS, Friesl-Hanl W, Puschenreiter M, Kumpiene J, Müller I, Neu S, Janssen JO, Vangronsveld J, Dimitriou I, Siebielec G, Galazka R, Bert V, Herzig R, Cundy AB, Oustriere N, Kolbas A, Galland W, Mench M (2017). Assessing phytotoxicity of trace element-contaminated soils phytomanaged with gentle remediation options at ten European field trials. *Science of the Total*

Environment, 599–600: 1388-1398.

- Rajkumar M, Ae N, Prasad MNV, Freitas H (2010). Potential of siderophore-producing bacteria for improving heavy metal phytoextraction. *Trends in Biotechnology*, 28: 14-28.
- Rajput VD, Gorovtsov AV, Fedorenko GM, Minkina TM, Fedorenko AG, Lysenko VS, Sushkova SS, Mandzhieva SS, Elinson MA (2021). The influence of application of biochar and metal-tolerant bacteria in polluted soil on morpho-physiological and anatomical parameters of spring barley. *Environmental Geochemistry Health* 43(4): 1477-1489.
- Ramon F, Lull C (2019). Legal measures to prevent and manage soil contamination and to increase food safety for consumer health: The case of Spain. *Environmental Pollution*, 250: 883-891.
- Reardon C, Wuest SB (2016). Soil amendments yield persisting effects on the microbial communities: A 7-year study. *Applied Soil Ecology*, 101: 107-116.
- Reinikainen J, Sorvari J, Tikkanen S (2016). Finnish policy approach and measures for the promotion of sustainability in contaminated land management. *Journal of Environmental Management*, 184: 108-119.
- Ren XM, Guo SJ, Tian W, Chen Y, Han H, Chen E, Li BL, Li YY, Chen ZJ (2019). Effects of Plant Growth-Promoting Bacteria (PGPB) inoculation on the growth, antioxidant activity, Cu uptake, and bacterial community structure of rape (*Brassica napus* L.) grown in Cu-contaminated agricultural soil. *Frontiers in Microbiology*, 10:1455.
- Restovich SB, Andriulo AE, Portela SI (2012). Introduction of cover crops in a maize–soybean rotation of the Humid Pampas: Effect on nitrogen and water dynamics. *Field Crops Research*, 128: 62-70.
- Robinson BH, Bañuelos G, Conesa HM, Evangelou MWH, Schulin R (2009). The phytomanagement of trace elements in soil. *Critical Reviews in Plant Sciences*, 28: 240-266.
- Rotkittikhun P, Chaiyarat R, Kruatrachue M, Pokethitiyook P, Baker AJM (2007). Growth and lead accumulation by the grasses *Vetiveria zizanioides* and *Thysanolaena maxima* in lead-contaminated soil amended with pig manure and fertilizer: A glasshouse study. *Chemosphere*, 66: 45-53.
- Rout GR, Sahoo S (2007). *In vitro* selection and plant regeneration of copper-tolerant plants from leaf explants of *Nicotiana tabacum* L. cv. 'Xanthi'. *Plant Breeding*, 126: 403-409.
- Ruiz HA, Rodriguez-Jasso RM, Fernandes BD, Vicent AA, Teixeira JA (2013). Hydrothermal processing as an alternative for upgrading agriculture residues and marine biomass according to the biorefinery concept: A review. *Journal of Renewable and Sustainable Energy*, 21: 35-51.
- Ruttens A, Boulet J, Weyens N, Smeets K, Adriaensen K, Meers E, Van Slycken S, Tack F, Meiresonne L, Thewys T, Witters N, Carleer R, Dupae J, Vangronsveld J (2011). Short rotation coppice culture of willows and poplars as energy crops on metal contaminated agricultural soils. *International Journal of Phytoremediation*, 13: 194-207.
- Ruttens A, Colpaert JV, Mench M, Boisson J, Carleer R, Vangronsveld J (2006a). Phytostabilization of a metal contaminated sandy soil. II: Influence of compost and/or inorganic metal immobilizing soil amendments on metal leaching. *Environmental Pollution*, 144: 533-539.
- Ruttens A, Mench M, Colpaert JV, Boisson J, Carleer R, Vangronsveld J (2006b) Phytostabilization of

a metal contaminated sandy soil. I: Influence of compost and/or inorganic metal immobilizing soil amendments on phytotoxicity and plant availability of metals. *Environmental Pollution*, 144: 524-532.

- Saidi N. (2000). Essais de phytoremediation par vetiver grass. Laboratoire des Géosciences Appliquée ; Equipe : Pollution & Phytoremédiation Faculté des Sciences, Kenitra, Maroc.
- Salem ZB, Laffray X, Ashoour A, Ayadi H, Aleya L (2014). Metal accumulation and distribution in the organs of Reeds and Cattails in a constructed treatment wetland (Etuefont, France). *Ecological Engineering*, 64:1-17.
- Saran A, Imperato V, Fernandez L, Gkorezis P, d'Haen J, Merini LJ, Vangronsveld J, Thijs S (2020). Phytostabilization of polluted military soil supported by bioaugmentation with PGP-trace element tolerant bacteria Isolated from *Helianthus petiolaris*. *Agronomy*, 10(2): 204.
- Schroeder P, Beckers B, Daniels S, Gnädinger F, Maestri E, Mench M, Millan Gomez R, Obermeier MM, Oustriere N, Persson T, Poschenrieder C, Rineau F, Rutkowska B, Schmidt-Sutter T, Szulc W, Witters N, Saebo A (2018). Intensify production, transform biomass to energy and novel goods and protect soils in Europe - a vision how to mobilize marginal lands. *Science of the Total Environment*, 616-617: 1101-1123.
- Scotti R, Bonanomi G, Scelza R, Zoina A, Rao MA (2015). Organic amendments as sustainable tool to recovery fertility in intensive agricultural systems. *Journal of Soil Science and Plant nutrition*, 15(2): 333-352.
- Selosse MA, Le Tacon F (1998). The land flora: a phototroph-fungus partnership? *Trends in Ecology and Evolution*, 13(1): 15-20.
- Sessitsch A, Kuffner M, Kidd P, Vangronsveld J, Wenzel WW, Fallmann K, Puschenreiter M (2013). The role of plant-associated bacteria in the mobilization and phytoextraction of trace elements in contaminated soils. *Soil, Biology and Biochemistry*, 60: 182-194.
- Shen Z, Hou D, Zhao B, Xu W, Ok YS, Bolan NS, Alessi DS (2018). Stability of heavy metals in soil washing residue with and without biochar addition under accelerated ageing. *Science of the Total Environment*, 619: 185-193.
- Sheng X, Sun L, Huang Z, He L, Zhang W, Chen Z (2012). Promotion of growth and Cu accumulation of bio-energy crop (*Zea mays*) by bacteria: implications for energy plant biomass production and phytoremediation. *Journal of Environmental Management*, 103: 58-64.
- Shi Z, Zhang J, Lu S, Li Y, Wang F (2020). Arbuscular mycorrhizal fungi improve the performance of Sweet Sorghum grown in a Mo-contaminated soil. *Journal of Fungi*, 6: 44.
- Simek M, Elhottova D, Mench M, Giagnoni L, Nannipieri P, Renella G (2017). Greenhouse gas emissions from a Cu-contaminated soil remediated by *in situ* stabilization and phytomanaged by a mixed stand of poplar, willows, and false indigo-bush. *International Journal of Phytoremediation*, 19 (11): 976-984.
- Singh G, Pankaj U, Chand S, Verma RK (2019). Arbuscular mycorrhizal fungi-assisted phytoextraction of toxic metals by *Zea mays* L. from tannery sludge. *Soil and Sediment Contamination: An International Journal*, 28(8): 729-746.
- Sizmur T, Fresno T, Akgül G, Frost H, Moreno-Jiménez E (2017). Biochar modification to enhance sorption of inorganics from water. *Bioresource Technology*, 246: 34-47.

- Smith SE, Read DJ (2008). Mycorrhizal Symbiosis. 2nd ed. Academic Press, London, UK.
- Soler-Rovira P, Madejón E, Madejón P, Plaza C (2010). *In situ* remediation of metal-contaminated soils with organic amendments: role of humic acids in copper bioavailability. *Chemosphere*, 79: 844-849.
- Sposito F (1984). The surface chemistry of soils. Oxford University Press, New York.
- Stagnari F, Maggio A, Galieni A, Pisante M (2017). Multiple benefits of legumes for agriculture sustainability: an overview. *Chemical and Biological Technologies in Agriculture*, 4:2.
- Stefanovska T, Pidlisnyuk V, Lewis E, Gorbatenko A (2017). Herbivorous insects' diversity at *Miscanthus x giganteus* in Ukraine. *Agriculture*, 63 (1): 23-32.
- Stonehouse GC, McCarron BJ, Guignardi ZS, El Mehdawi AF, Lima LW, Fakra SC, Pilon-Smits EA (2020). Selenium metabolism in hemp (*Cannabis sativa* L.)- Potential for phytoremediation and biofortification. *environmental science and technology*, 54(7): 4221-4230.
- Sudová R, Doubková P, Vosátka M (2008). Mycorrhizal association of *Agrostis capillaries* and *Glomus intraradices* under heavy metal stress: combination of plant clones and fungal isolates from contaminated and uncontaminated substrates. *Applied Soil Ecology*, 40: 19-29.
- Sun W, Zhang S, Su C (2018). Impact of Biochar on the Bioremediation and Phytoremediation of Heavy Metal (loid) s in Soil. *Advances in Bioremediation and Phytoremediation*, 149.
- Syc M, Pohorely M, Jeremias M, Vosecky M, Kamenikova P, Skoblia S, Svoboda K, Puncochar M (2011). Behavior of heavy metals in steam fluidized bed gasification of contaminated biomass. *Energy and Fuels*, 25: 2284-2291.
- Tandy S, Healey JR, Nason MA, Williamson JC, Jones DL (2009). Remediation of metal polluted mine soil with compost: co-composting versus incorporation. *Environmental Pollution*, 157: 690-697.
- Tang YT, Deng TH, Wu QH, Wan SZ, Qiu RL, Wei ZB, Guo XF, Wu QT, Lei M, Chen TB, Echevarria G, Sterchewan T, Simonnot MO, Morel JL (2012). Designing cropping systems for metal-contaminated sites: A review. *Pedosphere*, 22: 470-488.
- Thijs S, Sillen W, Rineau F, Weyens N, Vangronsveld J (2016). Towards an enhanced understanding of plant-microbiome Interactions to Improve phytoremediation: Engineering the metaorganism. *Frontiers in Microbiology*, 7: 341.
- Thijs S, Witters N, Janssen J, Ruttens A, Weyens N, Herzig R, Mench MJ, Van Slycken S, Meers E, Meiresonne L, Vangronsveld J (2018). Tobacco, sunflower and high biomass SRC clones show potential for trace metal phytoextraction on a moderately contaminated field site in Belgium. *Frontiers Plant Sciences*, 9:1879.
- Tisch B, Beckett P, Okonski A, Gordon C, Spiers G (2000) Remediation and revegetation of barren copper tailings using paper mill sludge: an overview. Paper presented at the 25th Annual Canadian Land Reclamation Association and the 4th International Affiliation of Land Reclamationists Meetings: Global Land Reclamation/ Remediation and Beyond, Edmonton, Alberta.
- Tordoff GM, Baker AJM, Willis AJ (2000). Current approaches to the revegetation and reclamation of metalliferous mine wastes. *Chemosphere*, 41: 219-228.
- Tóth G, Hermann T, Szatmári G, Pásztor L (2016). Maps of heavy metals in the soils of the European Union

and proposed priority areas for detailed assessment. *Science of Total Environment*, 565: 1054-1062.

- Touceda-González M, Álvarez-López V, Prieto-Fernández Á, Rodríguez-Garrido B, Trasar-Cepeda C, Mench M, Puschenreiter M, Quintela-Sabaris C, Macías-García F, Kidd PS (2017a). Aided phytostabilisation reduces metal toxicity, improves soil fertility and enhances microbial activity in Cu-rich mine tailings. *Journal of Environmental Management*, 186: 301-313.
- Touceda-González M, Prieto-Fernández Á, Renella G, Giagnoni L, Sessitsch A, Brader G, Kumpiene J, Dimitriou J, Eriksson J, Friesl-Hanl W, Galazka R, Janssen J, Mench M, Müller I, Neu S, Puschenreiter M, Siebielec G, Vangronsveld J, Kidd PS (2017b). Microbial community structure and activity in trace element-contaminated soils (phyto)managed by Gentle Remediation Options (GRO). *Environmental Pollution*, 231: 237 – 251.
- Turmel, MS, Speratti, A, Baudron, F, Verhulst, N, Govaerts B (2015). Crop residue management and soil health: A systems analysis. *Agricultural Systems*, 134: 6-16.
- Unterbrunner R, Puschenreiter M, Sommer P, Wieshammer G, Tlustos P, Zupan M, Wenzel WW (2007). Heavy metal accumulation in trees growing on contaminated sites in Central Europe. *Environmental Pollution*, 148: 107-114.
- Urta J, Alkorta I, Garbisu, C (2019a). Potential benefits and risks for soil health derived from the use of organic amendments in agriculture. *Agronomy*, 9: 542.
- Urta J, Alkorta I, Mijangos I, Epelde L, Garbisu, C. (2019b). Application of sewage sludge to agricultural soil increases the abundance of antibiotic resistance genes without altering the composition of prokaryotic communities. *Science of the Total Environment*, 647: 1410-1420.
- Usta N (2005). An experimental study on performance and exhaust emissions of a diesel engine fueled with tobacco seed oil methyl ester. *Energy Conversion and Management*, 46: 2373-2386.
- Utmazian MNS, Wenzel WW (2007). Cadmium and zinc accumulation in willow and poplar species grown on polluted soils. *Journal of Plant Nutrition Soil Sciences*, 170: 265-272.
- Uzoh IM, Igwe CA, Okebalama CB, Babalola OO (2019). Legume-maize rotation effect on maize productivity and soil fertility parameters under selected agronomic practices in a sandy loam soil. *Scientific Reports*, 9:8539.
- van der Ent A, Baker AJM, Reeves RD, Simonnot MO, Vaughan J, Morel JL, Echevarria G, Fogliani B, Rongliang Q, Mulligan DR. (2015). Agromining: farming for metals in the future?. *Environmental Science and Technology*, 49: 4773-4780.
- Van der Weijde T, Kamei LA, Torres AF, Vermerris W, Dolstra O, Visser, RGF, Trindade LM (2013). The potential of C4 grasses for cellulosic biofuel production. *Frontiers in Plant Science*, 4: 107.
- Van Ginneken L, Meers E, Guisson R, Ruttens A, Tack FMG, Vangronsveld J, Diels L, Dejonghe W, (2007). Phytoremediation for heavy metal contaminated soils and combined bio-energy production. *Journal of Environmental Engineering and Landscape Management*, 15(4): 227-236.
- Van Herwijnen R, Hutchings TR, Al-Tabbaa A, Moffat AJ, Johns ML, Ouki SK (2007). Remediation of metal contaminated soil with mineral-amended composts. *Environmental Pollution*, 150: 347-354.

- Van Liedekerke M, Prokop C, Rabl-Berger S, Kibblewhite M, Louwagie G (2014). Progress in the management of contaminated sites in Europe. Institute for Environment and Sustainability; European Commission.
- Van Slycken S, Witters N, Meiresonne L, Meers E, Ruttens A, Van Peteghem P, Weyens N, Tack FM, Vangronsveld J (2013). Field evaluation of willow under short rotation coppice for phytomanagement of metal-polluted agricultural soils. *International Journal of Phytoremediation*, 15: 677-689.
- Vangronsveld J, Herzig R, Weyens N, Boulet J, Adriaensen K, Ruttens A, Thewys T, Vassilev A, Meers E, Nehnevajova E, van der Lelie D, Mench M (2009). Phytoremediation of contaminated soils and groundwater: lessons from the field. *Environmental Science and Pollution Research*, 16: 765-794.
- Vangronsveld J, Ruttens A, Mench M, Boisson J, Lepp NW, Edwards R, Penny C, Van der Lelie D (2000a). In situ inactivation and phytoremediation of metal/metalloid contaminated soils: field experiments. In: Wise DL TD, Cichon EJ, Inyang HI, Stottmeister U (ed) *Bioremediation of contaminated soils*, 2nd edn. Marcel Dekker, New York. pp. 859-884
- Varennes A (2003). *Produtividade dos solos e ambiente*. Escolar Editora. Lisboa
- Vivas A, Azcón R, Biró B, Barea JM, Ruiz-Lozano JM (2003). Influence of bacterial strains isolated from lead-polluted soil and their interactions with arbuscular mycorrhizae on the growth of *Trifolium pratense* L. under lead toxicity. *Canadian Journal of Microbiology*, 49(10): 577-588.
- Vivas A, Biro B, Ruiz-Lozano JM, Barea JM, Azcón R (2006). Two bacterial strains isolated from a Zn-polluted soil enhance plant growth and mycorrhizal efficiency under Zn-toxicity. *Chemosphere* 62(9): 1523-1533.
- Walker DJ, Clemente R, Bernal MP (2004). Contrasting effects of manure and compost on soil pH, heavy metal availability and growth of *Chenopodium album* L. in a soil contaminated by pyritic mine waste. *Chemosphere*, 57, 215-224.
- Wang L, Hou D, Shen Z, Zhu J, Jia X, Ok YS, Tack FMG, Rinklebe J (2019). Field trials of phytomining and phytoremediation: A critical review of influencing factors and effects of additives. *Critical Reviews in Environmental Science and Technology*, 1-51.
- Wang Y, Liu Y, Zhan W, Zheng K, Wang J, Zhang C, Chen R (2020). Stabilization of heavy metal-contaminated soils by biochar: Challenges and recommendations. *Science of the Total Environment*, 139060.
- Wenzel WW (2009). Rhizosphere processes and management in plant-assisted bioremediation (phytoremediation) of soils. *Plant and Soil*, 321: 385-408.
- Weyens N, Taghavi S, Barac T, van der Lelie D, Boulet J, Artois T, Carleer R, Vangronsveld J (2009). Bacteria associated with oak and ash on a TCE-contaminated site: characterization of isolates with potential to avoid evapotranspiration of TCE. *Environmental. Science and Pollution Research*, 16: 830-843.
- Wieshammer G, Unterbrunner R, García TB, Zivkovic MF, Puschenreiter M, Wenzel WW (2007). Phytoextraction of Cd and Zn from agricultural soils by *Salix* spp. and intercropping of *Salix caprea* and *Arabidopsis halleri*. *Plant and Soil*. 298: 255-264.

- Wilde EW, Brigmon RL, Dunn DL, Heitkamp MA, Dagnan DC (2005). Phytoextraction of lead from firing range soil by Vetiver grass. *Chemosphere*, 61: 1451-1457.
- Wu C, Shi LZ, Xue SG, Li WC, Jiang XX, Rajendran M, Qian ZY (2019). Effect of sulfur-iron modified biochar on the available cadmium and bacterial community structure in contaminated soils. *Science of the Total Environment*, 647: 1158-1168.
- Xue K, van Nostrand JD, Vangronsveld J, Witters N, Janssen JO, Kumpiene J, Siebielec G, Galazka R, Giagnoni L, Arenella M, Zhou JZ, Renella G (2015). Management with willow short rotation coppice increase the functional gene diversity and functional activity of a heavy metal polluted soil. *Chemosphere*, 138: 469-477.
- Xue K, Zhou J, Van Nostrand J, Mench M, Bes C, Giagnoni L, Renella G (2018). Functional activity and functional gene diversity of a Cu-contaminated soil remediated by aided phytostabilization using compost, dolomitic limestone and a mixed tree stand. *Environmental Pollution*, 242: 229-238.
- Yang B, Shu WS, Ye ZH, Lan CY, Wong MH (2003). Growth and metal accumulation in vetiver and two *Sesbania* species on lead/zinc mine tailings. *Chemosphere*, 52: 1593-1600.
- Yusran Y, Volker R, Torsten M (2009). Effects of plant growth-promoting rhizobacteria and *Rhizobium* on mycorrhizal development and growth of *Paraserianthes falcataria* (L.) Nielsen seedlings in two types of soils with contrasting levels of pH. *Proceedings of the International Plant Nutrition Colloquium XVI*. UC Davis: Department of Plant Sciences.
- Zanuzzi A, Arocena JM, van Mourik JM, Faz Cano A (2009). Amendments with organic and industrial wastes stimulate soil formation in mine tailings as revealed by micromorphology. *Geoderma*, 154: 69-75.
- Zeng P, Guo Z, Xiao X, Peng C, Huang B, Feng WL (2019a). Complementarity of co-planting a hyperaccumulator with three metal(loid)-tolerant species for metal(loid)-contaminated soil remediation. *Ecotoxicology and Environmental Safety*, 169: 306-315.
- Zeng P, Guo ZH, Xiao XY, Peng C, Feng WL, Xin LQ, Xu Z (2019b). Phytoextraction potential of *Pteris vittata* L. co-planted with woody species for As, Cd, Pb and Zn in contaminated soil. *Science of the Total Environment*, 650: 594-603.
- Zenteno MC, de Freitas R, Fernandes R, Fontes M, Jordão C (2013). Sorption of cadmium in some soil amendments for *in situ* recovery of contaminated soils. *Water, Air and Soil Pollution*, 224:1-9.
- Zhang HH, Tang M, Chen H, Zheng CL, Niu ZC (2010). Effect of inoculation with AM fungi on lead uptake, translocation and stress alleviation of *Zea mays* L. seedlings planting in soil with increasing lead concentrations. *European Journal of Soil Biology*, 46(5): 306-311.
- Zhang X, Xia YS, Shang YJ, Zhao QQ, Shi J (2017). Effects of biochar (BC) on microbial diversity of cadmium (Cd) contaminated soil. *China Environmental Science*, 37 (1): 252-262.
- Zhang Y, Frankenberger WT (2000). Formation of dimethylselenonium compounds in soil. *Environmental Science and Technology*, 34: 776-783.
- Zhao FJ, Lombi E, McGrath SP (2003). Assessing the potential for zinc and cadmium phytoremediation with the hyperaccumulator *Thlaspi caerulescens*. *Plant and Soil*, 249: 37-43.

- Zornoza R, Faz A, Carmona DM, Martínez-Martínez S, Acosta JA (2012). Plant cover and soil biochemical properties in a mine tailing pond five years after application of marble wastes and organic amendments. *Pedosphere*, 22: 22-32.



Interreg Sudoe



European Regional Development Fund

ISBN 978-972-99060-9-1