

# Measuring progress and projecting attainment on the basis of past trends of the health-related Sustainable Development Goals in 188 countries: an analysis from the Global Burden of Disease Study 2016



GBD 2016 SDG Collaborators\*



## Summary

**Background** The UN's Sustainable Development Goals (SDGs) are grounded in the global ambition of "leaving no one behind". Understanding today's gains and gaps for the health-related SDGs is essential for decision makers as they aim to improve the health of populations. As part of the Global Burden of Diseases, Injuries, and Risk Factors Study 2016 (GBD 2016), we measured 37 of the 50 health-related SDG indicators over the period 1990–2016 for 188 countries, and then on the basis of these past trends, we projected indicators to 2030.

**Methods** We used standardised GBD 2016 methods to measure 37 health-related indicators from 1990 to 2016, an increase of four indicators since GBD 2015. We substantially revised the universal health coverage (UHC) measure, which focuses on coverage of essential health services, to also represent personal health-care access and quality for several non-communicable diseases. We transformed each indicator on a scale of 0–100, with 0 as the 2.5th percentile estimated between 1990 and 2030, and 100 as the 97.5th percentile during that time. An index representing all 37 health-related SDG indicators was constructed by taking the geometric mean of scaled indicators by target. On the basis of past trends, we produced projections of indicator values, using a weighted average of the indicator and country-specific annualised rates of change from 1990 to 2016 with weights for each annual rate of change based on out-of-sample validity. 24 of the currently measured health-related SDG indicators have defined SDG targets, against which we assessed attainment.

**Findings** Globally, the median health-related SDG index was 56.7 (IQR 31.9–66.8) in 2016 and country-level performance markedly varied, with Singapore (86.8, 95% uncertainty interval 84.6–88.9), Iceland (86.0, 84.1–87.6), and Sweden (85.6, 81.8–87.8) having the highest levels in 2016 and Afghanistan (10.9, 9.6–11.9), the Central African Republic (11.0, 8.8–13.8), and Somalia (11.3, 9.5–13.1) recording the lowest. Between 2000 and 2016, notable improvements in the UHC index were achieved by several countries, including Cambodia, Rwanda, Equatorial Guinea, Laos, Turkey, and China; however, a number of countries, such as Lesotho and the Central African Republic, but also high-income countries, such as the USA, showed minimal gains. Based on projections of past trends, the median number of SDG targets attained in 2030 was five (IQR 2–8) of the 24 defined targets currently measured. Globally, projected target attainment considerably varied by SDG indicator, ranging from more than 60% of countries projected to reach targets for under-5 mortality, neonatal mortality, maternal mortality ratio, and malaria, to less than 5% of countries projected to achieve targets linked to 11 indicator targets, including those for childhood overweight, tuberculosis, and road injury mortality. For several of the health-related SDGs, meeting defined targets hinges upon substantially faster progress than what most countries have achieved in the past.

**Interpretation** GBD 2016 provides an updated and expanded evidence base on where the world currently stands in terms of the health-related SDGs. Our improved measure of UHC offers a basis to monitor the expansion of health services necessary to meet the SDGs. Based on past rates of progress, many places are facing challenges in meeting defined health-related SDG targets, particularly among countries that are the worst off. In view of the early stages of SDG implementation, however, opportunity remains to take actions to accelerate progress, as shown by the catalytic effects of adopting the Millennium Development Goals after 2000. With the SDGs' broader, bolder development agenda, multisectoral commitments and investments are vital to make the health-related SDGs within reach of all populations.

**Funding** Bill & Melinda Gates Foundation.

**Copyright** The Authors. Published by Elsevier Ltd. This is an Open Access article published under the CC BY 4.0 license.

Lancet 2017; 390: 1423–59

Published Online  
September 12, 2017  
[http://dx.doi.org/10.1016/S0140-6736\(17\)32336-X](http://dx.doi.org/10.1016/S0140-6736(17)32336-X)

This online publication has been corrected. The corrected version first appeared at [thelancet.com](http://thelancet.com) on September 18, 2017

\*Collaborators listed at the end of the article

**Research in context****Evidence before this study**

Since the establishment of the Sustainable Development Goals (SDGs) in September, 2015, an increasing number of global efforts have sought to measure levels and progress in achieving the health-related SDGs. International agencies such as WHO currently report on a subset of the 50 health-related SDG indicators, but inconsistencies in the years reported and countries represented for each SDG indicator provide an incomplete understanding of health priorities in the SDG era. Drawing on the Global Burden of Diseases, Injuries, and Risk Factors Study 2015 (GBD 2015), we measured 33 health-related indicators and an overall health-related SDG index for 188 countries from 1990 to 2015. A number of indicators were not included in this baseline assessment, and some indicators such as universal health coverage (UHC; SDG indicator 3.8.1) had substantial measurement limitations. Demand for initial projections of SDG achievement in 2030, based on past trends, has increased as national and global institutions alike aim to solidify actionable strategies and concrete policy agendas. To date, however, no studies have produced projections across health-related SDG indicators and locations.

**Added value of this study**

Based on work by more than 2500 collaborators from more than 135 countries and territories, GBD 2016 provides an independent and systematic assessment of 37 of the 50 health-related indicators. This represents an increase of four indicators since GBD 2015: vaccine coverage for targeted populations by vaccines in national programmes (SDG indicator 3.b.1); two violence indicators (prevalence of physical or sexual violence [SDG indicator 16.1.3] and childhood sexual abuse [SDG indicator 16.2.3]); and well-certified death registration (SDG indicator 17.19.2c). For the UHC index (SDG indicator 3.8.1), to better represent a full range of essential health services, we combined

risk-standardised mortality rates from 32 causes from which death should not occur in the presence of high-quality health care with estimates of nine types of intervention coverage for infectious diseases and maternal and child health outcomes. Based on past trends measured from 1990 to 2016, this study provides projections of each health-related indicator through 2030 and an assessment of attainment against defined SDG targets.

**Implications of all available evidence**

Country-level performance for the health-related SDG index varied greatly in 2016, emphasising health inequalities by location and levels of sociodemographic development. Our improved measure of UHC showed a divide across the sociodemographic spectrum, which might be associated with major differences in access to high-quality health services focused on non-communicable diseases and complex conditions in higher-income countries. Nonetheless, considerable progress occurred for many countries on the UHC index between 2000 and 2016, especially in Cambodia, Rwanda, Equatorial Guinea, Laos, Turkey, and China. Based on projections of past trends, meeting a subset of established SDG targets by 2030 might be possible for some areas of the world, with more than 60% of countries projected to meet targets on under-5 mortality, neonatal mortality, maternal mortality ratio, and malaria. At the same time, on the basis of past trends, much of western and central sub-Saharan Africa was projected to attain very few—if any—defined targets in 2030. Furthermore, at current rates of progress, fewer than 5% of countries were projected to reach 2030 targets for 11 indicators, including childhood overweight, tuberculosis, and road injury mortality. Translation of the global SDG framework into investments and policy remains in its infancy, offering decision makers the opportunity to address both long-standing and emerging health challenges in the SDG era.

**Introduction**

“Leaving no one behind” is the cornerstone of the Sustainable Development Goals (SDGs), the international development agenda formally adopted by the UN and its member states in September, 2015.<sup>1</sup> To deliver on this aim, it is essential to measure where advances have been achieved—and where challenges or new threats are occurring—through routinely updated, comparable monitoring and evaluation.<sup>2,3</sup> After the SDGs’s adoption, debate continued around the SDG indicator framework, implementation, and monitoring,<sup>4</sup> which ultimately led to an open call for revision proposals overseen by the Inter-Agency and Expert Group on Sustainable Development Goal Indicators (IAEG-SDGs) in 2016. In March, 2017, the UN Statistical Commission agreed on several indicator revisions and established formal mechanisms for ongoing indicator refinement and additions.<sup>5</sup> At this time, 232 individual SDG indicators are included in the global

SDG indicator framework,<sup>5</sup> aligned with the original 17 goals and 169 targets. 50 health-related indicators (ie, indicators that directly involve health services, health outcomes, and risk factors with well established causal connections to health) exist within 29 health-related targets and 11 goals, including SDG 3, which aims to “ensure healthy lives and promote wellbeing for all at all ages”.

As part of the Global Burden of Diseases, Injuries, and Risk Factors Study 2015 (GBD 2015),<sup>6</sup> we generated a baseline assessment for 33 health-related SDG indicators, producing an overall summary indicator (the health-related SDG index), and examined historical trends for the overall index and individual indicators for 188 countries from 1990 to 2015. Other efforts have also sought to measure the health-related SDGs across countries, including assessments by the WHO,<sup>7,8</sup> the Sustainable Development Solutions Network (SDSN),<sup>9,10</sup> and the World Bank;<sup>11</sup> however, they experience

limitations in terms of the years covered and countries included for each indicator. By contrast, the GBD study uses highly standardised analytical approaches to produce comprehensive and comparable estimates across countries and over time. A collaboration of more than 2500 global health researchers and experts from more than 135 countries and territories enables GBD to incorporate the latest data, reflect regional and local knowledge, and to facilitate policy translation at local levels. Additionally, established mechanisms, including a Scientific Council and Independent Advisory Committee,<sup>12</sup> ensure scientific rigour and independence from undue political influence.

A key component of the health-related SDGs is universal health coverage (UHC),<sup>13–18</sup> SDG target 3.8 explicitly highlights the importance of UHC, aiming to “achieve universal health coverage, including financial risk protection, access to quality essential health-care services and access to safe, effective, quality, and affordable essential medicines and vaccines for all”.<sup>5</sup> SDG indicator 3.8.1 focuses on coverage of essential health services, capturing the role of health systems in delivering effective interventions to improve a wide range of health outcomes. On the basis of GBD 2015 results, we developed a proxy measure of UHC based on the coverage of maternal, child, and selected communicable disease interventions.<sup>6</sup> WHO has proposed a similar proxy UHC measure,<sup>7,19</sup> although the WHO UHC indicator also seeks to incorporate the absence of selected risk factors at the population level (eg, blood pressure, cholesterol, and smoking). However, measures of risk exposure might not optimally capture access to high-quality health care or broader health system functioning; rather, they might represent behavioural, cultural, or environmental determinants (eg, diet, air pollution) that are less directly addressed by health systems. Considerable opportunity exists to improve current UHC measures by combining more traditional measures of intervention coverage with analyses of amenable mortality, such as those used in the Healthcare Access and Quality (HAQ) Index,<sup>20</sup> this would allow the incorporation of a broader set of health services as well as reflect both access to and quality of care.

Understanding of how past rates of progress translate into future trajectories for the SDGs is an important input for decision makers, particularly during these initial years of SDG policy development and implementation. Health-related SDG targets and their corresponding indicators represent a substantially broader range of health needs than those represented in the Millennium Development Goals (MDGs), which primarily concentrated on maternal and child health outcomes and infectious diseases;<sup>21</sup> furthermore, the SDGs are meant to apply to all countries, irrespective of their development status, whereas the MDGs were viewed as lower priority or less applicable to higher-income countries. Subsequently, it is crucial to know where—and how much—progress needs to be accelerated during the next years of SDG implementation

to reach stated targets. Selected studies have generated projections based on past trends, but have generally been restricted to specific SDG indicators (eg, under-5 mortality,<sup>22</sup> maternal mortality,<sup>23</sup> non-communicable disease [NCD] mortality,<sup>24</sup> and met need for family planning<sup>25</sup>) or focused on individual countries and indicators (eg, premature mortality from NCDs in Mexico<sup>26</sup> and child mortality in India<sup>27</sup>). A comprehensive assessment of how past progress could translate into SDG performance in 2030 across health-related indicators is essential to help global, regional, and national decision makers identify the countries and areas of greatest need and align current and future investment plans accordingly.

In this study, we provide updated estimates from 1990 to 2016 for each health-related SDG indicator and the overall health-related SDG index. In doing so, we also improve the measurement for several indicators, most notably the UHC index (SDG indicator 3.8.1) by incorporating components of the HAQ Index. We also include four additional health-related indicators since GBD 2015: vaccine coverage for targeted populations by vaccines in national programmes (SDG indicator 3.b.1), two violence indicators (prevalence of physical or sexual violence [SDG indicator 16.1.3] and childhood sexual abuse [SDG indicator 16.2.3]), and well-certified death registration (SDG indicator 17.19.2c). Based on past trends, we produce indicator-by-indicator projections for 188 countries from 2017 to 2030. It is important to note that these projections are not intended to predict what progress would be achieved as a result of the SDGs; instead, these projections are meant to shed light on potential gaps and gains on the health-related SDGs by 2030, and where countries are likely to be, based on past progress, in relation to defined SDG targets.

## Methods

### Overview of GBD

This analysis of the health-related SDGs is based on the GBD study, which measures the health of populations on an annual basis. GBD produces age-specific, sex-specific, and country-specific estimates (including selected sub-national units) of cause-specific mortality and morbidity, risk factor exposure, mortality and morbidity attributable to these risks, and a range of health system characteristics, from 1990 to the most recent year. Various summary measures are computed, including disability-adjusted life-years (DALYs) and healthy life expectancy. GBD uses highly standardised and validated approaches applied to all available data sources adjusted for major sources of bias. Further details on GBD 2016, which covers 1990–2016, are available elsewhere.<sup>28–32</sup>

As with all revisions of the GBD study, GBD 2016 provides an update of the full time series from 1990–2016 based on methodological improvements and newly identified data sources; subsequently, the full time series on the health-related SDGs published here as part of GBD 2016 supersedes previous GBD studies. The

GBD 2016 study and this analysis comply with the Guidelines for Accurate and Transparent Health Estimates Reporting (GATHER).<sup>33</sup> Further detail on the estimation and data sources used for all indicators are available in appendix 1.

See Online for appendix 1

### Indicators, definitions, and measurement approach

In this updated analysis we cover 37 of 50 health-related SDG indicators (table). Additional details on data and methods for estimating each indicator are in appendix 1. Appendix 2 outlines the 13 indicators not presently measured (pp 10–12). The addition of new causes, risks, and health indicators are considered by the GBD Scientific Council for each annual cycle of the GBD. For GBD 2016, four health-related SDG indicators were added: vaccine coverage (SDG indicator 3.b.1); two violence indicators (prevalence of physical or sexual violence [SDG indicator 16.1.3] and childhood sexual abuse [SDG indicator 16.2.3]); and well-certified death registration (SDG indicator 17.19.2c).

See Online for appendix 2

Vaccine coverage (SDG indicator 3.b.1), defined as “proportion of the target population covered by all vaccines included in their national programme”, became a separate indicator as part of the March, 2017, revision to the SDG framework.<sup>5</sup> We report on this indicator by using the geometric mean of the coverage of three-dose diphtheria, pertussis, and tetanus (DPT3); three-dose polio; first-dose measles vaccine; and for countries where the vaccine(s) are included in the national schedule: BCG vaccine, three-dose pneumococcal conjugate vaccine (PCV3), three-dose *Haemophilus influenzae* type b vaccine (Hib3), three-dose hepatitis B vaccine (delivered as part of pentavalent vaccines), and two-dose or three-dose rotavirus vaccine. To account for the scale-up period for newly introduced vaccines, we include new vaccines in the geometric mean only 3 years after the introduction year in each country.

We also added two violence indicators in GBD 2016: age-standardised prevalence of physical or sexual violence experienced by populations in the last 12 months (SDG indicator 16.1.3) and age-standardised prevalence of women and men aged 18–29 years who experienced sexual violence by age 18 years (SDG indicator 16.2.3). The UN definition for SDG indicator 16.1.3 includes psychological violence, but due to limited data availability and highly variable definitions of self-reported psychological violence, we restricted this measurement to physical and sexual violence.

As part of GBD 2016, we developed a data quality measure to reflect the proportion of well-certified deaths by a vital registration (VR) system among a country’s total population, which corresponds with the third component of 17.19.2 (referred to as SDG indicator 17.19.2c). Well-certified deaths were determined by three measures: (1) completeness of death registration; (2) fraction of deaths not assigned to major garbage codes (ie, causes that cannot or should not be underlying causes of death); and (3) fraction of deaths

assigned to detailed GBD causes. More detail on this measure can be found elsewhere<sup>29</sup> and in appendix 1.

We also refined the measurement of several previously included health-related indicators. First, SDG indicator 16.1.2 (conflict mortality) now exclusively focuses on deaths due to conflict and terrorism. Second, we revised the exposure period from lifetime to 12 months for SDG indicator 5.2.1 (intimate partner violence) to match the UN SDG definition. Third, we limited our measurement of SDG indicator 6.2.1b (hygiene) to access to a handwashing facility, which also aligns more directly with the UN SDG target. Fourth, we extended the measurement of SDG indicator 3.8.1 (coverage of essential health services, or UHC tracer interventions) to include the individual components of the HAQ Index,<sup>20</sup> which is based on risk-standardised death rates from 32 causes amenable to personal health care.<sup>34,35</sup> This revised approach expands the range of potential health services, particularly those for NCDs, captured by this summary measure. The previous UHC tracer indicator included only maternal and child health and selected infectious disease interventions (malaria, HIV, and tuberculosis).<sup>6</sup> Last, a subset of indicators have undergone substantial revision due to data improvements, methodological improvements, or both, implemented in GBD 2016, including alcohol consumption and child growth failure (ie, under-5 stunting and wasting). Further detail on these updates can be found in appendix 1, as well as accompanying GBD 2016 papers.<sup>28–32</sup>

### Projection of health-related SDG indicators to 2030

We projected the health-related SDG indicators on the basis of past trends. We first calculated for each location the annual rate of change between 1990 and 2016 for each individual year in natural-log space or, for indicators bounded between 0 and 1 (eg, intervention coverage, percentage of population) in logit-space. We then calculated the weighted median annualised rate of change for each country using the following weighting function:

$$weight_{year} = \frac{(year - 1990)^\omega}{\sum_{t=1991}^{year} (t - 1990)^\omega}$$

The value of  $\omega$  denotes how much weight is given to recent years compared with past years when calculating the median annualised rate of change. To determine the appropriate value of  $\omega$  for each SDG indicator, we did an out-of-sample predictive validity test in which we held out data for all countries from 2008 to 2016 and predicted values for this time period using the data from 1990 to 2007. We tested values of  $\omega$  ranging from 0 to 2 in increments of 0.2 and chose the indicator-specific value of  $\omega$  that minimised the root mean squared error (RMSE) in the held out data (2008–16). This was used to project each indicator to 2030. Appendix 1 provides the indicator specific values of  $\omega$  used and further details on methods.

For HIV, we used an alternative approach. In many countries, antiretroviral therapy (ART) coverage, through large internal investments, substantial development assistance via programmes such as the President's Emergency Plan for AIDS Relief (PEPFAR),<sup>36</sup> and reductions in drug prices, has been scaled up considerably. If past trends are used to project future coverage, many countries would be projected to achieve 100% coverage by 2030. This ignores health system constraints in scaling up ART. For ART coverage, our projections were a function of projected ART price based on data from the Global Price Reporting Mechanism (GPRM),<sup>37</sup> projected government health expenditure as source,<sup>38</sup> and projected

development assistance for health (DAH) for HIV or AIDS.<sup>38</sup> We bounded ART projections with an ART coverage frontier produced on the basis of income per capita to reflect health system constraints. We then used projected ART coverage to project HIV incidence hazard and HIV incidence using Spectrum.<sup>39</sup> Further detail on this method is in appendix 1.

#### Health-related SDG indices, health-related MDG indices, and health-related non-MDG indices

As in GBD 2015, we developed an overall health-related SDG index that is a function of the 37 health-related SDG indicators (referred to as the health-related SDG

	Health-related SDG indicator	Definition used in this analysis	Further details	SDG target	SDG target used in this analysis	Inclusion in MDG or non-MDG index
<b>Goal 1: End poverty in all its forms everywhere</b>						
Target 1.5: By 2030, build the resilience of the poor and those in vulnerable situations and reduce their exposure and vulnerability to climate-related extreme events and other economic, social, and environmental shocks, and disasters	Disaster mortality (1.5.1; same as indicators 11.5.1 and 13.1.1)	Death rate due to exposure to forces of nature (per 100 000 population)	Existing datasets do not comprehensively measure missing persons and people affected by natural disasters; we thus report on deaths due to exposure to forces of nature.	Undefined	..	Non-MDG
<b>Goal 2: End hunger, achieve food security and improved nutrition, and promote sustainable agriculture</b>						
Target 2.2: By 2030, end all forms of malnutrition, including achieving, by 2025, the internationally agreed targets on stunting and wasting in children younger than 5 years of age, and address the nutritional needs of adolescent girls, pregnant and lactating women, and older people	Child stunting (2.2.1)	Prevalence of stunting in children younger than 5 years, %	Stunting is defined as below -2 SDs from the median height-for-age of the WHO reference population. No indicator modifications are required.	Eliminate by 2030	≤0.5%	MDG
Target 2.2 (as above)	Child wasting (2.2.2a)	Prevalence of wasting in children younger than 5 years, %	We have separated reporting for indicator 2.2.2 into wasting (2.2.2a) and overweight (2.2.2b). Wasting is defined as below -2 SDs from the median weight-for-height of the WHO reference population.	Eliminate by 2030	≤0.5%	MDG
Target 2.2 (as above)	Child overweight (2.2.2b)	Prevalence of overweight in children aged 2–4 years, %	We used the IOTF thresholds because the WHO cutoff at age 5 years can lead to an artificial shift in prevalence estimates when the analysis covers more age groups. Furthermore, considerably more studies use IOTF cutoffs, which allowed us to build a larger database for estimating child overweight.	Eliminate by 2030	≤0.5%	Non-MDG
<b>Goal 3: Ensure healthy lives and promote wellbeing for all at all ages</b>						
Target 3.1: By 2030, reduce the global maternal mortality ratio to less than 70 per 100 000 livebirths	Maternal mortality ratio (3.1.1)	Maternal deaths per 100 000 livebirths in women aged 10–54 years	No indicator modifications required	Reduce to <70 deaths per 100 000 livebirths by 2030	<70 deaths per 100 000 livebirths	MDG
Target 3.1 (as above)	Skilled birth attendance (3.1.2)	Proportion of births attended by skilled health personnel (doctors, nurses, midwives, or country-specific medical staff [eg, clinical officers]), %	No indicator modifications required	Universal access (100%)	≥99%	MDG
Target 3.2: By 2030, end preventable deaths of newborns and children younger than 5 years of age, with all countries aiming to reduce neonatal mortality to at least as low as 12 per 1000 livebirths and under-5 mortality to at least as low as 25 per 1000 livebirths	Under-5 mortality (3.2.1)	Probability of dying before the age of 5 years per 1000 livebirths	No indicator modifications required	Reduce to 25 deaths per 1000 livebirths or lower by 2030	≤25 deaths per 1000 livebirths	MDG

(Table continues on next page)

	Health-related SDG indicator	Definition used in this analysis	Further details	SDG target	SDG target used in this analysis	Inclusion in MDG or non-MDG index
(Continued from previous page)						
Target 3.2 (as above)	Neonatal mortality (3.2.2)	Probability of dying during the first 28 days of life per 1000 livebirths	No indicator modifications required	Reduce to 12 deaths per 1000 livebirths or lower by 2030	≤12 deaths per 1000 livebirths	MDG
Target 3.3: By 2030, end the epidemics of AIDS, tuberculosis, malaria, and neglected tropical diseases and combat hepatitis, water-borne diseases, and other communicable diseases	HIV incidence (3.3.1)	Age-standardised rate of new HIV infections per 1000 population	We report HIV incidence of all populations and in terms of age-standardised rates	Eliminate by 2030	≤0.005 per 1000 population	MDG
Target 3.3 (as above)	Tuberculosis incidence (3.3.2)	Age-standardised rate of tuberculosis cases per 100 000 population	No indicator modifications required	Eliminate by 2030	≤0.5 per 100 000 population	MDG
Target 3.3 (as above)	Malaria incidence (3.3.3)	Age-standardised rate of malaria cases per 1000 population	No indicator modifications required	Eliminate by 2030	≤0.005 per 1000 population	MDG
Target 3.3 (as above)	Hepatitis B incidence (3.3.4)	Age-standardised rate of hepatitis B incidence per 100 000 population	No indicator modifications required	Undefined	..	Non-MDG
Target 3.3 (as above)	Prevalence of 15 neglected tropical diseases (3.3.5)	Age-standardised prevalence of the sum of 15 neglected tropical diseases, %	People requiring interventions against neglected tropical diseases is not well defined; thus this indicator is revised to the sum of the prevalence of 15 neglected tropical diseases currently measured in the GBD study: African trypanosomiasis, Chagas disease, cystic echinococcosis, cysticercosis, dengue, food-borne trematodiasis, Guinea worm, intestinal nematode infections, leishmaniasis, leprosy, lymphatic filariasis, onchocerciasis, rabies, schistosomiasis, and trachoma.	Eliminate by 2030	≤0.5%	Non-MDG
Target 3.4: By 2030, reduce by one-third premature mortality from NCDs through prevention and treatment and promote mental health and wellbeing	Mortality due to a subset of NCDs (3.4.1)	Age-standardised death rate due to cardiovascular disease, cancer, diabetes, and chronic respiratory disease in populations aged 30–70 years per 100 000 population	No indicator modifications required	Reduce by one-third by 2030	Reduce by one-third	Non-MDG
Target 3.4 (as above)	Suicide mortality (3.4.2)	Age-standardised death rate due to self-harm per 100 000 population	No indicator modifications required	Reduce by one-third by 2030	Reduce by one-third	Non-MDG
Target 3.5: Strengthen the prevention and treatment of substance abuse, including narcotic drug abuse and harmful use of alcohol	Alcohol use (3.5.2)	Risk-weighted prevalence of alcohol consumption, as measured by the SEV for alcohol use, %	For this indicator, we include three categories of alcohol consumption because national alcohol consumption per capita does not capture the distribution of use. The SEV for alcohol use is based on two primary dimensions: individual-level drinking (current drinkers and lifetime abstainers, and alcohol consumption by age and sex) and population-level consumption (L per capita of pure alcohol stock). The SEV then weights these categories with their corresponding relative risks, which translate to risk-weighted prevalences on a scale of 0% (no risk in the population) to 100% (the entire population experiences maximum risk associated with alcohol consumption).	Undefined	..	Non-MDG
Target 3.6: By 2020, halve the number of global deaths and injuries from road traffic accidents	Road injury mortality (3.6.1)	Age-standardised death rate due to road injuries per 100 000 population	No indicator modifications required	Reduce by one-half by 2020	Reduce by 50%	Non-MDG
Target 3.7: By 2030, ensure universal access to sexual and reproductive health-care services, including for family planning, information and education, and the integration of reproductive health into national strategies and programmes	Family planning need met, modern contraception methods (3.7.1)	Proportion of women of reproductive age (15–49 years) who have their need for family planning satisfied with modern methods, %	No indicator modifications required	Universal access (100%)	≥99%	MDG

(Table continues on next page)

	Health-related SDG indicator	Definition used in this analysis	Further details	SDG target	SDG target used in this analysis	Inclusion in MDG or non-MDG index
(Continued from previous page)						
Target 3.7 (as above)	Adolescent birth rate (3.7.2)	Number of livebirths per 1000 women aged 10–14 years and women aged 15–19 years	No indicator modifications required	Undefined	..	MDG
Target 3.8: Achieve universal health coverage, including financial risk protection, access to quality essential health-care services, and access to safe, effective, quality, and affordable essential medicines and vaccines for all	Universal health coverage index (3.8.1)	Coverage of essential health services, as defined by a universal health coverage index of the coverage of nine tracer interventions and risk-standardised death rates from 32 causes amenable to personal health care	Tracer interventions included vaccination coverage (coverage of three doses of diphtheria-pertussis-tetanus, measles vaccine, and three doses of the oral polio vaccine or inactivated polio vaccine); met need for modern contraception; antenatal care coverage (one or more visits and four or more visits); skilled birth attendance coverage; in-facility delivery rates; and coverage of antiretroviral therapy among people living with HIV. The 32 causes amenable to personal health care, which compose the HAQ Index, included tuberculosis, diarrhoeal diseases, lower respiratory infections, upper respiratory infections, diphtheria, whooping cough, tetanus, measles, maternal disorders, neonatal disorders, colon and rectum cancer, non-melanoma cancer, breast cancer, cervical cancer, uterine cancer, testicular cancer, Hodgkin's lymphoma, leukaemia, rheumatic heart disease, ischaemic heart disease, cerebrovascular disease, hypertensive heart disease, peptic ulcer disease, appendicitis, hernia, gallbladder and biliary diseases, epilepsy, diabetes, chronic kidney disease, congenital heart anomalies, and adverse effects of medical treatment. We then scaled these 41 individual inputs on a scale of 0–100, with 0 reflecting the worst levels observed between 1990 and 2016 and 100 reflecting the best observed during this time. We took the arithmetic mean of these 41 scaled indicators so as to collectively capture a wide range of essential health services pertaining to reproductive, maternal, newborn, and child health; infectious diseases; NCDs; and service capacity and access.	Universal access (100%)	≥99%	Non-MDG
Target 3.9: By 2030, substantially reduce the number of deaths and illnesses from hazardous chemicals and air, water, and soil pollution and contamination	Mortality attributable to air pollution (3.9.1)	Age-standardised death rate attributable to household air pollution and ambient air pollution, per 100 000 population	No indicator modifications required	Undefined	..	Non-MDG
Target 3.9 (as above)	Mortality attributable to WaSH (3.9.2)	Age-standardised death rate attributable to unsafe WaSH, per 100 000 population	No indicator modifications required	Undefined	..	Non-MDG
Target 3.9 (as above)	Poisoning mortality (3.9.3)	Age-standardised death rate due to unintentional poisonings, per 100 000 population	No indicator modifications required	Undefined	..	Non-MDG
Target 3.a: Strengthen the implementation of the WHO Framework Convention on Tobacco Control in all countries, as appropriate	Smoking prevalence (3.a.1)	Age-standardised prevalence of daily smoking in populations aged 10 years and older, %	We report daily smoking due to data limitations regarding the systematic measurement of current smoking and to reflect populations aged 10 years and older.	Undefined	..	Non-MDG
Target 3.b: Support the research and development of vaccines and medicines for the communicable and non-communicable diseases that primarily affect developing countries, provide access to affordable essential medicines and vaccines, in accordance with the Doha Declaration on the TRIPS Agreement and Public Health, which affirms the right of developing countries to use to the full the provisions in the Agreement on Trade-Related Aspects of Intellectual Property Rights regarding flexibilities to protect public health, and, in particular, provide access to medicines for all	Vaccine coverage (3.b.1)	Coverage of eight vaccines, conditional on inclusion in national vaccine schedules, in target populations, %	Vaccines included diphtheria-pertussis-tetanus (three doses), measles (one dose), BCG, polio vaccine (three doses), hepatitis B (three doses), <i>Haemophilus influenzae</i> type b (three doses), pneumococcal conjugate vaccine (three doses), and rotavirus vaccine (two or three doses). We then used the geometric mean of coverage of these eight vaccines, based on their inclusion in the national vaccine schedule, to compute overall vaccine coverage.	Coverage of all target populations (100%)	≥99%	Non-MDG

(Table continues on next page)

	Health-related SDG indicator	Definition used in this analysis	Further details	SDG target	SDG target used in this analysis	Inclusion in MDG or non-MDG index
(Continued from previous page)						
<b>Goal 5: Achieve gender equality and empower all women and girls</b>						
Target 5.2: Eliminate all forms of violence against all women and girls in the public and private spheres, including trafficking and sexual and other types of exploitation	Intimate partner violence (5.2.1)	Age-standardised prevalence of women aged 15 years and older who experienced physical or sexual violence by an intimate partner in the past 12 months, %	Data for exposure to subtypes of violence are not systematically available across locations and over time; we thus report on physical or sexual violence by an intimate partner.	Eliminate by 2030	≤0.5%	Non-MDG
<b>Goal 6: Ensure availability and sustainable management of water and sanitation for all</b>						
Target 6.1: By 2030, achieve universal and equitable access to safe and affordable drinking water for all	Water (6.1.1)	Risk-weighted prevalence of populations using unsafe or unimproved water sources, as measured by the SEV for unsafe water, %	Different types of unsafe water sources have correspondingly different relative risks associated with poor health outcomes; we thus report on the SEV for water, which captures the relative risk of different types of unsafe water sources and then combines them into a risk-weighted prevalence on a scale of 0% (no risk in the population) to 100% (the entire population experiences maximum risk associated with unsafe water).	Universal access to safe water (100%); 0% on the SEV for unsafe water	≤1%	MDG
Target 6.2: By 2030, achieve access to adequate and equitable sanitation and hygiene for all and end open defecation, paying special attention to the needs of women and girls and those in vulnerable situations	Sanitation (6.2.1a)	Risk-weighted prevalence of populations using unsafe or unimproved sanitation, as measured by the SEV for unsafe sanitation, %	We have separated reporting for indicator 6.2.1 into sanitation (6.2.1a) and hygiene (6.2.1b). We had three mutually exclusive, collectively exhaustive categories for sanitation at the household level: households with piped sanitation (with a sewer connection); households with improved sanitation without a sewer connection (pit latrine, ventilated improved latrine, pit latrine with slab, composting toilet), as defined by the JMP; and households without improved sanitation (flush toilet that is not piped to sewer or septic tank, pit latrine without a slab or open pit, bucket, hanging toilet or hanging latrine, shared facilities, no facilities), as defined by the JMP.	Universal access to safe sanitation (100%); 0% on the SEV for unsafe sanitation	≤1%	MDG
Target 6.2 (as above)	Hygiene (6.2.1b)	Risk-weighted prevalence of populations without access to a handwashing facility, as measured by the SEV for unsafe hygiene, %	We have separated reporting for indicator 6.2.1 into sanitation (6.2.1a) and hygiene (6.2.1b). Access to a handwashing facility was defined as having an observed handwashing station with soap and water available in the household.	Universal access to handwashing facility (100%); 0% on the SEV for hygiene	≤1%	Non-MDG
<b>Goal 7: Ensure access to affordable, reliable, sustainable, and modern energy for all</b>						
Target 7.1: By 2030, ensure universal access to affordable, reliable, and modern energy services	Household air pollution (7.1.2)	Risk-weighted prevalence of household air pollution, as measured by the SEV for household air pollution, %	Existing datasets do not comprehensively measure population use of clean fuels and technology for heating and lighting across geographies; we thus report on the exposure to clean (or unclean) fuels used for cooking.	Universal access to improved fuels (100%); 0% on the SEV for household air pollution	≤1%	MDG
<b>Goal 8: Promote sustained, inclusive, and sustainable economic growth, full and productive employment, and decent work for all</b>						
Target 8.8: Protect labour rights and promote safe and secure working environments for all workers, including migrant workers, in particular women migrants, and those in precarious employment	Disease burden attributable to occupational risks (8.8.1)	Age-standardised all-cause DALY rate attributable to occupational risks per 100 000 population	This indicator is reported as DALY rates attributable to occupational risks because DALYs combine measures of mortality and non-fatal outcomes into a singular summary measure, and occupational risks represent the full range of safety hazards that might be encountered in working environments.	Undefined	..	Non-MDG
<b>Goal 11: Make cities and human settlements inclusive, safe, resilient, and sustainable</b>						
Target 11.5: By 2030, significantly reduce the number of deaths and the number of people affected and substantially decrease the direct economic losses relative to global gross domestic product caused by disasters, including water-related disasters, with a focus on protecting the poor and people in vulnerable situations	Disaster mortality (11.5.1; same as indicators 1.5.1 and 13.1.1)	Death rate due to exposure to forces of nature per 100 000 population	Existing datasets do not comprehensively measure missing persons and people affected by natural disasters; we thus report on deaths due to exposure to forces of nature.	Undefined	..	Non-MDG

(Table continues on next page)

	Health-related SDG indicator	Definition used in this analysis	Further details	SDG target	SDG target used in this analysis	Inclusion in MDG or non-MDG index
(Continued from previous page)						
Target 11.6: By 2030, reduce the adverse per capita environmental impact of cities, including by paying special attention to air quality and municipal and other waste management	Mean PM <sub>2.5</sub> (11.6.2)	Population-weighted mean levels of PM <sub>2.5</sub> , µg/m <sup>3</sup>	No indicator modifications required	Undefined	..	Non-MDG
<b>Goal 13: Take urgent action to combat climate change and its impacts</b>						
Target 13.1: Strengthen resilience and adaptive capacity to climate-related hazards and natural disasters in all countries	Disaster mortality (13.1.1; same as indicators 1.5.1 and 11.5.1)	Death rate due to exposure to forces of nature (per 100 000 population)	Existing datasets do not comprehensively measure missing persons and persons affected by natural disasters; we thus report on deaths due to exposure to forces of nature.	Undefined	..	Non-MDG
<b>Goal 16: Promote peaceful and inclusive societies for sustainable development, provide access to justice for all, and build effective, accountable, and inclusive institutions at all levels</b>						
Target 16.1: Significantly reduce all forms of violence and related death rates everywhere	Homicide (16.1.1)	Age-standardised death rate due to interpersonal violence per 100 000 population	No indicator modifications required	Undefined	..	Non-MDG
Target 16.1 (as above)	Conflict and terrorism mortality (16.1.2)	Death rate due to conflict and terrorism per 100 000 population	No indicator modifications required	Undefined	..	Non-MDG
Target 16.1 (as above)	Violence prevalence (16.1.3)	Age-standardised prevalence of physical or sexual violence experienced by populations in the past 12 months, %	Data for exposure to psychological violence are not systematically available across locations and over time; we thus report on prevalence of physical or sexual violence.	Undefined	..	Non-MDG
Target 16.2: End abuse, exploitations, trafficking and all forms of violence against and torture of children	Childhood sexual abuse (16.2.3)	Age-standardised prevalence of women and men aged 18–29 years who experienced sexual violence by age 18 years, %	No indicator modifications required	Eliminate by 2030	≤0.5%	Non-MDG
<b>Goal 17: Strengthen the means of implementation and revitalise the global partnership for sustainable development</b>						
Target 17.19: By 2030, build on existing initiatives to develop measurements of progress on sustainable development that complement gross domestic product, and support statistical capacity-building in developing countries	Well-certified death registration (17.19.2c)	Well-certified deaths by a vital registration system among a country's total population, %	Indicator 17.19.2 involves three separate country-level components pertaining to demographic and health data collection and monitoring: status of conducting at least one population and housing census in the past 10 years; birth registration; and death registration. Although these data collection and monitoring systems are inter-connected, their actual status or functionality at a given time can vary. Subsequently, we have separated reporting on 17.19.2 into three indicators, and thus report death registration as 17.19.2c. Well-certified deaths were determined by three measures: completeness of death registration; fraction of deaths not assigned to major garbage codes (ie, causes that cannot or should not be underlying causes of death); and fraction of deaths assigned to detailed GBD causes.	80% of total deaths	≥80%	Non-MDG
Detailed descriptions of the data and methods used to estimate each health-related SDG indicator are in appendix 1. DALY=disability-adjusted life-year. GBD=Global Burden of Disease. HAQ Index=Healthcare Access and Quality Index. IOTF=International Obesity Task Force. JMP=Joint Monitoring Programme. MDG=Millennium Development Goal. NCDs=non-communicable diseases. SDG=Sustainable Development Goal. SEV=summary exposure value. WaSH=water, sanitation, and hygiene. PM <sub>2.5</sub> =fine particulate matter smaller than 2.5 µm.						
<b>Table: Health-related goals, targets, and health-related SDG indicators used in the present analysis and further details regarding any indicator modifications, and inclusion in the health-related MDG index or health-related non-MDG index</b>						

index), an index reflecting the 14 SDG health-related indicators previously included in the MDG monitoring framework (referred to as the MDG index), and one reflecting the 23 SDG health-related indicators not included in the MDGs (referred to as the non-MDG index).

A variety of approaches exist to create indices from multidimensional data. As in GBD 2015,<sup>6</sup> we adopted a preference-weighted approach that weights each indicator by expressed preferences for the relative importance of different indicators. We interpret the SDG targets to represent the expressed preferences of UN member

states and thus assume that each SDG target should be treated equally.

To combine indicators, we first transformed each indicator on a scale from 0 to 100. Scaling indicator values in this way allows comparisons to be made on the relative performance on very different SDG indicators and allows us to produce an overall health-related SDG index by calculating an arithmetic or geometric mean of the scaled values. For GBD 2016, we transformed each health-related SDG indicator on a scale from 0 to 100, in order from worst to best, with 0 being the 2.5th percentile value observed over the time period 1990–2030 (ie, including projected values) and 100 the 97.5th percentile value observed during this time. This was implemented in log-space for mortality and incidence rates.

To estimate the health-related SDG index, we first computed the geometric mean of each scaled health-related SDG indicator for a given target, followed by the geometric mean of resulting values across all SDG targets (reflecting the preference-weighted approach described above). The geometric mean allows indicators with very high values to partly compensate for low values on other indicators (referred to as partial substitutability). To avoid problems with indicator values close to 0, when computing indices we applied a floor of 1 to all indicators. The same process was used to construct the MDG and non-MDG indices. Results of sensitivity analyses based on alternative approaches to create the SDG, MDG, and non-MDG indices are detailed in appendix 1.

### SDG indicator attainment

Of the 37 health-related indicators measured in GBD 2016, 24 had defined targets, with 21 having absolute targets to reach by 2030, and three featuring targets relative to 2015 levels (ie, SDG target 3.4, “By 2030, reduce by one third premature mortality from NCDs”). For these 24 indicators, we applied these thresholds to determine achievement by 2030 (or 2020, in the case of road injury mortality [SDG indicator 3.6.1]). 17 health-related indicators had targets citing “achieving elimination”, “ending epidemics”, or “reaching universal coverage or access”. For these indicators we set target thresholds as at least 99% for universal coverage or access and achieving a rate of 0.000005 or less for measures of morbidity (ie,  $\leq 0.005$  per 1000 or  $\leq 0.5$  per 100000) and 0.5% for prevalence. The table details the target thresholds or relative reductions applied for each indicator with a defined target.

Because some of these elimination targets have been operationalised in terms of reducing incidence or prevalence by 2030,<sup>40</sup> we applied a more conservative 80% reduction threshold from 2015 to 2030 for indicators with established elimination SDG targets and compared these results. We also used a threshold of 90% or more for indicators with universal coverage or access in this conservative target attainment scenario.<sup>41</sup>

### Comparing performance on the health-related SDGs across the development spectrum

In addition to examining global patterns in SDG performance, we report on differences in the health-related SDG index and individual indicators across levels of development. To do this, we use the Socio-demographic Index (SDI), a summary measure of overall development that was originally introduced as part of GBD 2015.<sup>30</sup> SDI is based on income per capita, mean years of education among populations 15 years and older, and total fertility rates, on a scale of 0 to 1. We use the SDI quintiles established in the GBD study to compare performance and progress on the health-related SDGs. More details on the estimation of SDI can be found in accompanying GBD 2016 publications.<sup>28–32</sup>

### Uncertainty analysis

GBD produces 1000 draws for all indicator estimates by location, age, and sex (when relevant) and for all years from 1990 to 2016. These draws from the posterior distribution represent uncertainty in the underlying data sources as well as the various steps in the estimation process. Further details on this are provided in the accompanying GBD 2016 papers<sup>28–32</sup> and in appendix 1 for each indicator. These 1000 draws are used to determine 95% uncertainty intervals (UIs) in each of the scaled SDG indicators, as well as the three indices, using simulation analysis.

To estimate uncertainty in SDG indicators and indices for the projected values, we applied the median rate of change chosen from the out-of-sample validity test to each of the 1000 draws of the indicator to estimate 1000 draws of each indicator for the time period 2017–30. Additionally, for each of the 1000 draws we allow for year-to-year deviation from the median rate of change on the basis of the variance across all draws.

### Role of the funding source

The funder of the study had no role in the study design, data collection, data analysis, data interpretation, or writing of the report. The corresponding author had full access to all the data in the study and had final responsibility for the decision to submit for publication.

## Results

### Health-related SDGs in 2016

Globally, the median health-related SDG index was 56.7 (IQR 31.9–66.8) in 2016, with marked country-level variation. Countries with the highest values on the health-related SDG index in 2016 were Singapore (86.8, 95% UI 84.6–88.9), Iceland (86.0, 84.1–87.6), and Sweden (85.6, 81.8–87.8). Countries with the lowest were Afghanistan (10.9, 9.6–11.9), the Central African Republic (11.0, 8.8–13.8), and Somalia (11.3, 9.5–13.1; figure 1). For many health-related indicators, in particular those associated with the MDG era, such as the maternal

mortality ratio (MMR), child stunting and wasting, malaria, and environmental risks, higher-SDI countries as expected performed better than lower-SDI countries. For other indicators, including childhood overweight, suicide mortality, harmful alcohol use, smoking, and interpersonal violence mortality, performance was much more heterogeneous across levels of SDI, with many high-SDI countries performing relatively poorly. These findings were exemplified by the USA, which fell below 50 on suicide mortality, harmful alcohol use, and interpersonal violence mortality in 2016. Notably, performance on vaccine coverage, a new indicator as part of the GBD SDG assessment, was generally high across the development spectrum with the exception of the lowest SDI countries; in fact, several middle-SDI countries such as Brazil had among the highest scores.

In 2016, the highest scores on the health-related SDG index were found among Nordic countries, the UK, a subset of western European countries, Singapore, Australia, Canada, and Israel, with these countries comprising the tenth decile of performance (figure 2). Several western European countries (eg, France, Spain, and Portugal), the USA, New Zealand, Japan, and South Korea occupied the next decile of highest performance on the health-related SDG index. The vast majority of countries in the first decile—places with the lowest scores on the health-related SDG index—were in sub-Saharan Africa, particularly western sub-Saharan Africa, as well as a subset of central and eastern sub-Saharan African countries. Afghanistan was the only country in the first decile outside of sub-Saharan Africa. Other regions showed sizeable differences on the health-related SDG index in 2016; for instance, in Latin America, Costa Rica scored as high as the ninth decile and several countries (ie, Colombia, Mexico, Panama, and Uruguay) were in the eighth decile, whereas Guyana scored as low as the fourth decile. A similar range was found in North Africa and the Middle East, spanning from Jordan in the eighth decile to Yemen in the second decile. China was in the seventh decile on the health-related SDG index in 2016, while Russia was in the fifth decile and India was in the fourth decile.

By comparing performance on the health-related SDG index in 2016 with total health expenditure and DAH per capita received from 2010 to 2014 (figure 3),<sup>28,31</sup> insights might be gleaned regarding the association between overall health funding and performance on the health-related SDG index and whether DAH is being directed toward those countries with the greatest need. Generally, total health expenditure is positively correlated with performance on the health-related SDG index; however, considerable variation exists at the same level of expenditure. For example, among countries with a health-related SDG index of 30 to 70, the association between total health expenditure per capita and performance varied massively, spanning at least a 7 times difference in spending with similar levels of performance

on the health-related SDG index. For countries that received DAH between 2010–14, some of the most pronounced differences in cumulative DAH per capita received in the 2016 index were in sub-Saharan Africa, with several countries in southern sub-Saharan Africa posting nearly three times more cumulative DAH per capita than a number of countries in central and western sub-Saharan Africa. Most notably, some of the poorest performers on the health-related SDG index, such as the Central African Republic, South Sudan, Somalia, and Niger, received relatively little DAH.

### Progress on UHC

Among the health-related indicators refined or added for GBD 2016, the UHC index (SDG indicator 3.8.1) saw the most substantive revision because it was expanded to represent a broader range of essential health services and to capture quality of care. From 2000 to 2016, performance on the UHC index generally improved throughout the world (figure 4 and appendix 2 p 5). Cambodia, Rwanda, Equatorial Guinea, Laos, Turkey, and China recorded the largest improvements since 2000, all recording an increase of 15 or more on the UHC index. Other countries with particularly pronounced progress on the UHC index included Timor-Leste, Bangladesh, Myanmar, and Nepal in Asia and Oceania; Ethiopia and Angola in sub-Saharan Africa; and Lebanon in north Africa and the Middle East. At the same time, a mixture of countries registered minimal progress on the UHC index since 2000. These included lower-SDI countries, such as Lesotho and the Central African Republic, as well as some of the highest-SDI countries, such as the USA and Andorra. In 2016, Switzerland, Iceland, and Finland had the highest UHC index performance, all exceeding 85 on a scale of 0–100, followed by Norway, Sweden, and Japan. Conversely, the lowest levels on the UHC index were in Somalia, the Central African Republic, and Afghanistan, which were all below 35, followed by South Sudan, Chad, and Guinea-Bissau.

### Health-related SDGs in 2030

Based on trends from 1990 to 2016, projections of the health-related SDG index in 2030 generally showed gains (figure 5). Nonetheless, these projections also highlighted the potential for stagnated progress in places, as well as possible worsening of performance by 2030 if current trajectories are not addressed. Kazakhstan, Timor-Leste, Angola, Nigeria, and Swaziland were projected to have the largest improvements by 2030 on the basis of past trends. For most of these countries, projected gains in performance on the UHC index and for a number MDG-related indicators, including MMR, under-5 mortality, neonatal mortality, met need for family planning with modern contraception methods, and skilled birth attendance were shared contributing factors (appendix 2 pp 6–7). Kazakhstan had somewhat different patterns, where projections based on past trends for mortality rates from

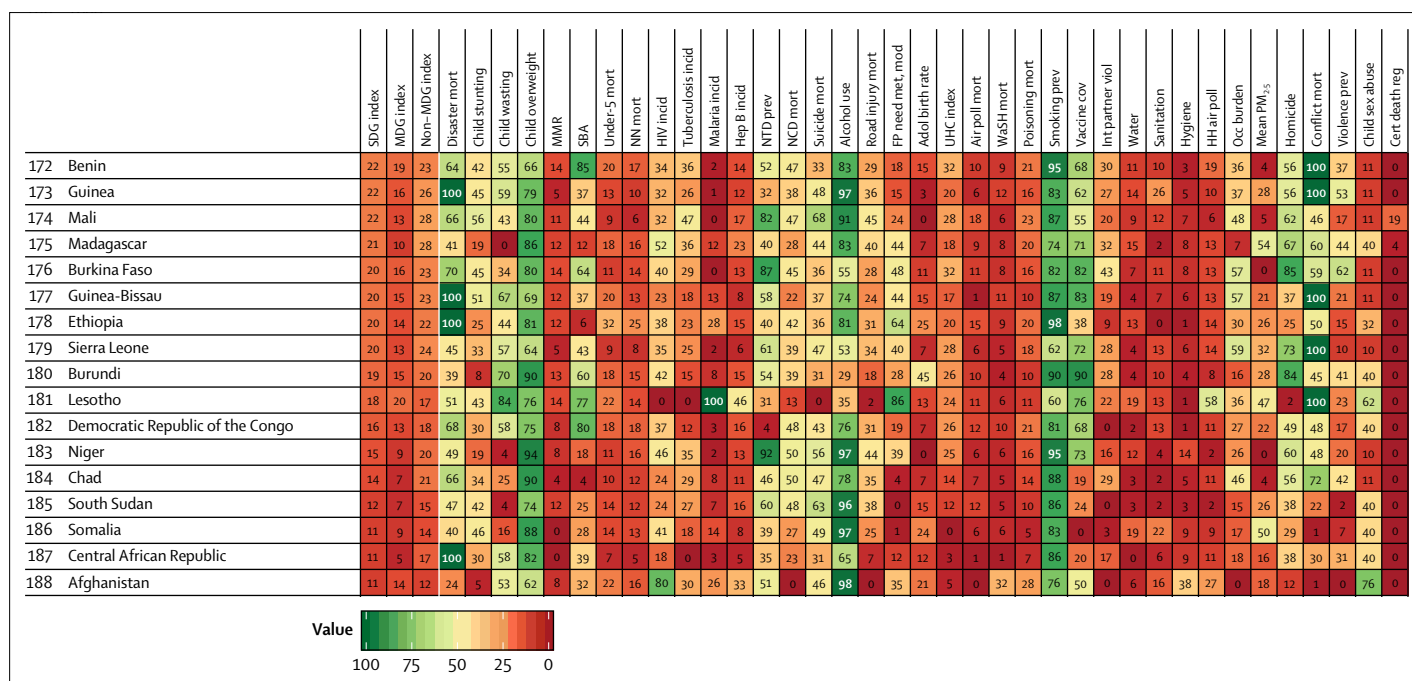
# Global Health Metrics

	SDG index	MDG index	Non-MDG index	Disaster mort	Child stunting	Child wasting	Child overweight	MMR	SBA	Under-5 mort	NN mort	HIV incid	Tuberculosis incid	Malaria incid	Hep B incid	NTD prev	NCD mort	Suicide mort	Alcohol use	Road injury mort	FP need met, mod	Adol birth rate	UHC index	Air poll mort	WASH mort	Poisoning mort	Smoking prev	Vaccine cov	Int partner viol	Water	Sanitation	Hygiene	HH air poll	Occ burden	Mean PM <sub>2.5</sub>	Homicide	Conflict mort	Violence prev	Child sex abuse	Cent death reg
1 Singapore	87	91	84	100	96	85	59	89	100	100	100	54	63	100	87	100	90	53	88	98	80	94	95	74	78	100	86	95	99	96	99	100	74	50	99	100	97	42	100	
2 Iceland	86	96	79	100	100	99	32	100	100	100	100	60	88	100	100	100	94	43	56	95	94	88	100	98	93	85	63	90	98	100	100	100	68	91	95	100	94	47	95	
3 Sweden	86	95	81	100	100	98	53	98	100	97	95	62	93	100	100	100	94	38	40	99	88	84	98	100	85	68	77	96	95	100	99	100	99	88	100	84	100	75	29	90
4 Norway	84	95	80	56	100	99	53	98	100	96	92	63	96	100	100	100	92	47	54	98	90	82	99	97	83	87	61	93	98	100	100	100	86	88	93	100	94	52	88	
5 Netherlands	83	94	79	100	100	99	67	89	100	88	80	66	98	100	98	100	86	49	49	94	92	95	97	82	87	100	54	86	98	100	100	100	70	66	90	100	82	39	89	
6 Finland	83	97	78	100	100	98	64	99	100	100	98	71	98	100	100	100	92	32	22	94	98	80	100	100	100	85	53	96	97	100	100	100	91	96	77	100	84	50	100	
7 Israel	82	90	78	100	99	98	48	90	99	90	88	58	100	100	92	100	92	57	84	70	84	72	87	84	80	89	53	93	87	99	98	99	100	97	59	68	72	84	24	84
8 Malta	81	85	77	70	100	98	25	91	99	77	63	49	95	100	97	100	88	77	64	99	76	54	88	81	96	97	51	93	96	100	100	100	76	74	83	100	98	44	96	
9 Switzerland	80	94	75	55	100	98	61	92	100	88	77	56	95	100	100	70	100	98	40	44	98	93	100	100	96	96	100	44	85	99	100	100	66	78	94	100	94	43	92	
10 UK	80	89	77	89	97	99	53	86	99	84	78	55	84	100	96	100	82	56	39	97	98	62	88	82	86	84	44	93	97	100	100	100	73	75	97	100	91	36	96	
11 Australia	80	91	75	77	96	98	54	92	99	88	82	63	100	100	74	100	94	44	23	79	100	62	96	100	90	85	64	94	98	96	99	97	100	78	96	80	100	94	47	96
12 Canada	79	89	74	100	98	99	47	84	99	80	72	57	100	100	82	100	87	43	36	74	94	68	92	98	83	75	65	60	97	100	97	100	61	90	76	100	94	41	96	
13 Germany	78	92	73	100	100	99	54	83	99	90	86	60	94	100	98	100	81	44	34	89	81	80	92	82	87	100	38	74	100	100	99	100	71	70	93	100	91	34	90	
14 Italy	78	92	70	49	100	98	35	97	99	93	86	54	96	100	79	100	91	69	38	69	81	84	94	87	100	96	43	93	98	99	99	100	76	65	92	100	90	44	94	
15 Denmark	77	93	71	100	100	99	44	96	99	87	79	61	95	100	97	100	82	46	21	93	90	92	92	86	84	90	51	91	98	100	100	100	54	79	91	100	83	51	90	
16 Belgium	77	91	73	100	100	98	69	87	99	88	84	54	90	100	93	100	82	27	34	70	91	75	93	79	83	83	46	96	96	100	100	100	71	64	80	62	83	44	85	
17 Antigua and Barbuda	76	69	79	100	89	91	44	55	99	64	57	53	83	100	84	97	65	100	79	67	91	37	61	77	59	63	100	100	84	63	80	77	99	87	66	46	100	92	75	79
18 Cyprus	76	91	70	85	100	98	45	80	99	92	88	55	88	100	92	100	83	77	46	58	90	86	89	75	87	96	26	94	95	100	99	100	72	60	71	100	99	44	70	
19 Slovenia	75	91	69	59	89	84	40	88	100	99	93	93	93	100	93	100	82	27	37	80	67	98	93	77	96	77	35	95	98	98	95	100	77	60	67	100	93	73	92	
20 Ireland	75	91	69	100	100	98	46	92	100	88	81	54	93	100	89	100	86	46	11	90	91	73	93	87	94	77	44	90	98	100	99	100	60	86	83	100	93	33	98	
21 Japan	75	93	69	19	95	95	81	90	99	97	100	78	83	100	75	100	100	24	61	94	66	93	98	97	82	74	32	96	100	96	99	97	100	69	71	99	100	95	39	88
22 Austria	74	93	69	54	100	98	64	98	100	91	86	54	92	100	100	100	86	37	24	87	92	80	96	83	100	82	25	88	100	100	98	100	100	80	66	94	100	100	44	95
23 Spain	74	92	67	100	100	96	36	92	94	92	88	51	89	100	94	100	92	67	10	89	87	75	98	94	97	94	25	97	100	100	100	100	100	98	80	87	100	100	49	91
24 USA	74	83	72	58	98	100	58	60	99	75	67	51	100	100	88	100	70	36	41	51	83	54	79	82	84	56	68	88	96	100	100	100	77	83	43	100	100	37	94	
25 Brunei	74	76	74	66	86	87	69	56	99	68	64	49	53	100	67	100	59	76	99	47	83	49	65	90	77	63	68	97	88	96	98	97	100	30	95	80	100	91	42	86
26 France	73	92	68	82	100	98	64	85	100	88	84	64	92	100	99	100	86	29	20	78	95	72	94	98	87	83	28	90	97	100	99	100	63	74	88	100	82	74	84	
27 Barbados	73	68	77	100	89	75	62	46	99	58	43	46	83	100	80	100	64	75	53	60	90	40	61	77	59	78	97	83	85	75	81	78	100	93	61	31	100	90	75	85
28 South Korea	72	90	65	73	96	94	40	78	100	90	92	74	50	80	74	98	89	9	55	51	91	100	95	77	80	60	46	98	94	96	99	99	79	44	77	100	91	42	88	
29 Czech Republic	72	89	67	86	97	87	55	90	100	96	94	85	98	100	88	100	68	40	21	74	68	72	86	64	80	79	29	98	98	88	96	99	99	63	58	83	100	93	70	92
30 Slovakia	72	83	70	68	89	85	60	86	100	78	74	95	93	100	89	100	56	44	26	70	72	51	75	56	88	68	44	98	89	88	95	99	99	81	56	66	100	87	74	97
31 Taiwan (Province of China)	72	86	66	37	93	94	45	73	98	84	82	77	71	100	51	77	74	34	66	46	100	82	79	67	79	67	68	98	82	82	94	95	98	70	44	76	100	86	85	88
32 New Zealand	71	86	66	37	96	98	39	76	100	80	73	66	95	100	86	100	86	42	29	72	95	48	89	100	86	82	54	91	92	96	98	97	100	63	100	80	100	73	2	100
33 Poland	71	82	68	100	88	84	61	94	100	85	77	80	82	100	97	100	58	31	35	61	50	62	78	58	90	83	28	96	95	87	94	99	97	71	48	74	100	100	70	78
34 Estonia	70	85	65	100	91	91	52	92	100	93	95	59	75	100	81	100	61	28	10	77	82	69	83	80	97	59	37	93	93	85	82	97	94	89	98	48	100	98	30	99
35 Portugal	70	87	64	68	99	98	41	79	100	93	32	76	100	84	99	84	47	9	67	86	73	87	88	86	79	47	92	95	99	95	99	99	98	82	79	100	92	44	85	
36 Costa Rica	70	75	66	46	90	90	29	59	99	65	53	57	86	100	71	64	94	62	56	46	96	29	73	82	67	77	87	96	75	88	96	80	97	93	59	37	100	82	16	97
37 Luxembourg	70	94	62	100	100	99	45	80	99	100	100	52	92	100	98	100	90	49	1	85	95	85	98	83	89	94	43	97	99	100	100	100	84	64	87	100	96	44	86	
38 Cuba	70	72	69	40	86	91	56	52	99	81	80	39	95	100	90	73	65	39	58	71	98	31	70	68	60	79	59	95	86	67	80	82	99	60	63	46	100	92	74	98
39 Mauritius	69	67	70	53	83	43	44	48	99	58	45	62	73	100	58	94	49	54	72	58	82	43	66	67	66	91	53	98	71	72	96	99	78	68	63	100	86	70	91	
40 Maldives	69	67	71	66	64	50	78	49	98	73	62	93	56	100	65	100	78	85	92	64	78	92	79	56	64	100	36	95	63	86	81	72	97	77	47	84	100	87	70	63
41 Greece	68	89	61	100	100	98	35	82	99	88																														

	SDG index	MDG index	Non-MDG index	Disaster mort	Child stunting	Child wasting	Child overweight	MMR	SBA	Under-5 mort	NN mort	HIV incid	Tuberculosis incid	Malaria incid	Hep B incid	NTD prev	NCD mort	Suicide mort	Alcohol use	Road injury mort	FP need met, mod	Adol birth rate	UHC index	Air poll mort	WaSH mort	Poisoning mort	Smoking prev	Vaccine cov	Int partner viol	Water	Sanitation	Hygiene	HH air poll	Occ burden	Mean PM <sub>2.5</sub>	Homicide	Conflict mort	Violence prev	Child sex abuse	Cert death reg	
58 Turkey	65	71	63	57	84	94	51	71	94	56	45	84	69	100	60	95	74	90	85	57	68	47	69	60	71	83	40	78	50	64	88	79	99	52	35	66	34	72	80	81	
59 Argentina	64	69	65	75	89	90	72	48	99	62	51	47	72	100	78	87	62	41	40	47	80	23	59	68	67	55	47	92	78	90	95	95	99	44	68	42	100	58	53	73	
60 Bahrain	64	79	60	100	96	89	71	65	99	75	76	76	70	100	45	100	65	61	87	46	72	62	71	48	64	71	79	95	25	78	92	87	99	58	10	70	100	68	76	61	
61 Chile	64	78	56	35	98	100	14	66	99	72	61	62	79	100	92	79	84	43	37	55	83	28	76	77	74	83	20	92	85	94	94	96	98	76	53	51	100	77	53	96	
62 Peru	63	60	65	42	68	97	62	43	90	54	48	63	53	36	74	72	96	94	47	66	24	67	56	49	52	88	94	73	87	62	74	83	70	48	56	100	82	46	63		
63 Nicaragua	63	56	68	39	72	93	64	45	96	57	50	54	61	52	64	88	84	59	68	50	97	14	66	56	52	62	77	98	67	56	48	74	71	91	52	29	100	92	77	89	
64 Latvia	63	80	59	100	90	90	63	79	100	83	79	57	64	100	61	100	44	19	20	60	78	63	74	55	92	44	12	92	99	84	80	96	95	71	67	41	100	92	30	98	
65 Tunisia	63	73	60	79	86	85	53	59	98	61	50	75	66	100	63	91	68	86	94	28	76	84	68	54	61	57	38	99	46	64	85	82	100	74	37	88	44	64	76	34	
66 Andorra	63	94	54	100	100	99	52	96	100	98	100	92	98	66	86	100	98	100	91	54	21	91	94	79	95	91	94	90	36	95	100	100	100	100	64	77	95	100	95	44	0
67 Brazil	62	62	62	50	91	90	39	43	99	54	45	49	63	39	56	73	64	64	48	30	96	20	60	68	52	83	85	100	78	82	67	77	97	53	72	6	100	87	81	88	
68 Uzbekistan	62	64	61	100	72	76	41	60	100	47	37	89	51	100	34	100	29	43	57	44	87	53	57	28	69	34	83	100	74	90	45	87	92	58	28	55	100	90	100	71	
69 Iran	62	73	60	55	87	77	68	74	98	53	40	75	74	79	50	98	63	67	100	14	87	43	70	50	65	28	74	100	45	81	92	90	100	84	26	68	74	66	75	63	79
70 Sri Lanka	62	68	61	32	76	38	59	56	100	75	66	82	60	100	83	85	70	11	72	47	84	67	72	46	58	69	78	100	60	62	64	85	66	73	48	48	100	70	63	79	
71 Moldova	61	63	62	65	88	88	87	66	100	63	49	60	51	100	70	100	37	29	26	57	62	47	63	43	75	37	46	86	74	62	46	86	97	82	57	43	100	83	29	96	
72 Turkmenistan	61	59	61	44	81	79	42	78	99	36	28	62	35	100	28	97	32	53	62	68	78	56	49	35	61	46	85	88	75	75	47	87	100	48	35	46	100	90	100	77	
73 Syria	61	68	58	100	58	53	37	72	92	44	53	95	72	100	79	74	56	100	96	51	75	42	70	43	75	57	46	82	30	72	89	87	100	70	30	63	0	55	76	74	
74 China	61	75	56	37	80	89	58	66	96	62	56	70	48	99	57	82	57	52	65	34	100	87	73	30	76	36	38	100	70	75	75	88	79	50	22	79	100	78	68	80	
75 El Salvador	60	63	61	34	76	93	74	54	100	62	58	61	70	100	85	85	79	48	63	28	89	20	62	57	48	83	88	90	66	67	52	74	90	100	39	0	100	87	72	82	
76 Macedonia	60	69	59	64	87	82	47	84	99	66	54	99	73	100	79	100	43	53	81	70	13	56	63	40	89	62	4	89	86	88	90	98	85	88	41	69	100	91	62	80	
77 Serbia	60	72	58	56	83	80	60	69	100	72	63	92	74	100	87	100	49	28	28	60	22	55	66	47	92	68	10	94	87	81	93	99	83	67	58	61	100	89	68	81	
78 Azerbaijan	60	55	62	100	76	74	32	63	93	41	28	71	40	100	48	97	39	82	49	69	36	20	52	33	62	47	47	69	80	81	63	89	92	54	40	52	100	91	100	74	
79 Ecuador	60	62	60	17	64	93	65	46	99	54	47	52	63	69	73	46	87	56	62	26	87	14	59	81	57	55	96	92	68	86	77	76	97	58	71	22	100	74	46	74	
80 Saint Vincent and the Grenadines	60	59	57	18	84	89	13	51	99	55	40	45	65	100	90	74	40	57	60	53	82	26	48	58	50	78	83	99	67	54	69	74	97	100	62	13	100	81	74	89	
81 Kuwait	59	84	46	100	96	92	4	80	99	68	60	98	70	100	73	100	79	97	100	40	84	82	80	47	71	84	54	92	48	85	93	90	100	58	0	86	100	78	75	88	
82 Romania	59	70	56	57	79	82	58	67	99	67	63	68	53	100	64	100	48	46	6	60	52	39	68	48	81	66	30	93	90	84	76	97	93	55	58	69	100	93	73	91	
83 Thailand	58	64	57	39	77	64	66	60	99	76	71	42	48	64	63	76	73	42	59	24	96	36	72	60	47	73	52	89	66	36	98	71	93	38	52	40	100	81	87	59	
84 Paraguay	58	64	57	47	89	95	50	36	91	52	40	61	58	100	68	78	57	63	43	24	94	27	49	46	53	73	77	70	71	80	82	76	80	44	51	21	100	90	91	72	
85 Algeria	58	57	61	64	81	75	48	45	5	52	39	82	56	96	53	92	72	86	94	26	79	70	63	57	62	50	75	95	44	76	92	86	100	70	36	52	73	66	76	33	
86 Georgia	58	62	57	45	82	90	38	57	99	56	43	71	50	100	48	100	41	62	49	43	57	28	55	34	80	46	31	80	88	74	58	92	74	49	85	54	100	99	100	60	
87 Suriname	58	54	62	100	86	83	82	45	96	37	23	37	66	46	72	80	49	10	45	32	72	31	49	51	42	60	56	95	73	52	83	69	92	85	55	31	100	86	74	70	
88 Lithuania	58	81	52	100	91	90	66	78	100	84	82	75	59	100	70	100	49	1	4	56	80	68	71	58	89	51	28	92	91	84	81	96	99	78	62	41	100	96	30	100	
89 Belize	58	54	62	100	76	89	69	68	96	57	47	36	60	72	70	92	47	56	44	29	79	16	49	49	46	44	89	67	58	30	72	68	91	54	56	12	100	78	80	88	
90 Dominican Republic	57	52	61	68	87	90	59	44	96	43	26	33	55	66	62	99	75	67	59	34	92	15	60	59	46	74	82	57	67	32	79	36	94	66	51	22	100	78	75	70	
91 Bulgaria	57	74	52	66	85	83	67	99	71	66	80	74	100	65	100	42	44	36	68	58	39	62	42	89	57	2	93	90	86	96	98	95	66	48	66	100	99	73	76	60	
92 Montenegro	57	79	51	82	76	84	34	90	99	82	74	93	79	100	75	100	51	42	27	65	37	63	74	42	99	53	0	92	85	84	95	98	80	89	56	52	100	88	73	80	
93 Bosnia and Herzegovina	57	73	53	54	76	64	42	86	100	81	69	99	69	100	79	100	53	59	45	76	19	75	66	40	95	61	2	94	87	84	93	99	78	82	34	65	100	90	73	75	
94 Morocco	57	60	56	66	70	80	42	39	77	48	34	80	32	100	62	87	59	71	96	24	84	51	54	53	49	47	76	94	39	58	85	78	98	58	48	83	100	59	67	19	
95 Kyrgyzstan	56	54	59	39	77	88	72	51	100	42	28	54	41	100	40	79	39	38	52	40	66	34	56	30	59	45	45	82	59	73	34	89	82	59	60	43	100	72	100	95	
96 Tonga	56	60	49	100	87	74	12	29	98	53	43	62	70	100	5	88	32	56	89	46	75	60	45	54	49	19	36	100	51	50	76	83	77	53	100	59	69	69	27	61	
97 Tajikistan	56	50	60	47	48	56	71	56	92	36	28	71	48	97	27	92	45	72	88	69	54	35	49	20	40	31	100	88	59	75	37	75	76	65	19	60	100	75	100	57	
98 Lebanon	56	77	51	100	79	80	55	74																																	

# Global Health Metrics

	SDG index	MDC index	Non-MDC index	Disaster mort	Child stunting	Child wasting	Child overweight	IMR	SBA	Under-5 mort	NN mort	HIV incid	Tuberculosis incid	Malaria incid	Hep B incid	NTD prev	NDI mort	Suicide mort	Alcohol use	Road injury mort	FP need met, mod	Adol birth rate	UHC index	Air poll mort	WASH mort	Poisoning mort	Smoking prev	Vaccine cov	Int partner viol	Water	Sanitation	Hygiene	HH air poll	Occ burden	Mean PM <sub>2.5</sub>	Homicide	Conflict mort	Violence prev	Child sex abuse	Cert death reg		
115	São Tomé and Príncipe	50	44	52	100	71	75	87	34	85	40	35	57	42	27	30	19	54	95	67	45	53	15	48	24	28	44	100	90	26	29	63	34	55	84	66	45	100	21	31	38	
116	Guyana	49	44	54	77	79	69	74	34	90	45	28	26	49	16	54	76	28	2	55	31	52	35	40	44	38	50	73	93	66	40	75	45	94	60	57	14	100	82	75	81	
117	Mongolia	49	58	46	46	75	89	58	50	99	49	39	90	35	100	33	100	17	18	56	32	71	57	55	20	70	17	31	94	66	59	38	70	64	59	43	30	100	83	100	25	
118	Philippines	48	47	51	15	43	66	88	41	66	46	38	44	26	68	44	49	38	65	70	56	54	20	38	17	38	76	38	78	51	47	87	77	64	37	51	20	38	87	77	80	
119	Ukraine	46	67	42	41	71	75	74	64	99	69	59	38	54	100	63	100	35	18	0	50	71	49	61	42	88	20	14	39	80	79	67	92	98	69	58	38	100	87	30	96	
120	Vietnam	46	61	43	52	65	73	87	68	94	60	51	49	38	56	52	68	51	54	34	25	78	35	59	39	57	43	52	79	66	70	65	69	77	46	47	70	100	86	75	0	
121	United Arab Emirates	46	74	39	100	82	61	39	80	100	80	77	73	79	100	62	100	52	85	72	2	73	28	67	36	62	60	71	97	26	79	93	87	100	37	0	83	100	78	76	49	
122	South Africa	43	40	44	42	66	75	41	22	99	32	30	5	4	34	53	30	45	32	55	8	94	31	44	43	25	38	66	78	58	58	60	49	91	60	37	1	76	69	54	63	
123	Bhutan	43	52	42	46	50	72	76	27	55	39	23	64	37	68	22	84	60	61	86	58	81	51	49	31	39	65	98	96	47	80	61	83	81	25	22	80	100	72	0	0	
124	Federated States of Micronesia	41	55	36	100	80	74	23	32	98	54	45	40	37	100	44	53	7	20	90	35	78	48	30	34	44	28	37	73	47	54	79	86	82	37	86	38	100	69	20	0	
125	Indonesia	40	45	40	54	43	33	73	16	80	45	34	59	20	35	31	75	43	88	97	37	86	31	39	41	28	64	17	55	65	61	77	76	82	16	62	71	100	85	73	0	
126	Botswana	40	42	39	58	59	71	50	45	95	57	50	7	0	61	57	44	40	25	47	33	91	43	52	36	22	31	68	97	50	42	44	41	82	50	52	27	100	53	62	0	
127	India	39	36	41	50	23	17	84	22	67	34	21	56	27	26	10	74	39	22	87	32	81	54	38	15	11	60	69	76	41	32	51	51	62	35	11	53	100	56	34	24	
128	North Korea	38	55	36	31	45	72	100	40	90	44	35	76	24	58	40	88	30	38	80	22	79	100	50	8	58	22	46	99	48	62	52	86	34	17	37	62	100	59	80	0	
129	Marshall Islands	38	50	36	100	77	72	36	34	95	49	41	62	30	100	34	70	1	25	85	40	77	16	28	45	46	31	61	36	42	49	75	82	86	33	81	41	100	65	21	0	
130	Iraq	36	48	36	71	57	64	48	49	86	42	31	81	56	100	41	97	25	48	94	24	56	9	42	28	48	50	60	69	0	44	69	92	99	44	13	36	1	14	76	35	
131	Timor-Leste	36	35	40	100	35	24	84	17	35	38	32	59	42	63	52	64	56	58	98	53	47	40	31	27	30	57	18	20	36	64	37	69	37	65	62	60	100	56	58	0	
132	Gabon	36	34	36	100	72	82	69	21	90	32	24	20	17	4	27	6	52	43	54	27	44	12	38	40	20	35	78	61	35	51	50	46	34	91	64	28	46	100	47	40	0
133	Cambodia	36	43	35	36	40	53	99	31	93	39	30	66	26	37	14	96	43	63	56	22	59	24	39	17	32	47	46	87	50	50	53	68	39	12	48	52	100	80	60	0	
134	Ghana	35	27	38	67	68	63	91	31	67	28	19	32	27	2	18	79	47	53	44	34	36	21	42	15	22	26	100	95	44	11	31	3	43	52	23	55	100	43	31	26	
135	Kiribati	35	41	34	100	67	56	28	26	88	30	24	89	24	100	26	88	1	9	88	47	58	61	22	21	17	10	6	86	21	30	50	68	35	51	100	55	100	38	22	50	
136	Samoa	35	63	27	0	89	91	15	58	88	67	63	62	64	100	48	96	33	36	76	53	66	46	35	46	51	39	26	17	46	56	84	90	69	67	100	48	100	67	20	0	
137	Comoros	35	31	36	100	47	48	48	27	82	28	16	57	28	36	22	33	50	54	98	37	28	30	29	25	9	24	80	61	37	33	19	18	40	54	58	34	100	60	40	0	
138	Namibia	35	35	36	26	63	59	85	34	86	37	30	7	2	35	56	69	53	36	34	18	89	17	48	28	20	32	71	80	40	39	41	46	66	75	48	46	100	62	62	0	
139	Senegal	33	32	36	77	67	62	93	12	46	29	23	45	31	14	13	72	42	34	97	35	41	20	29	15	14	20	92	73	40	38	35	24	41	63	21	76	100	63	31	0	
140	Myanmar	33	45	32	0	49	66	78	20	79	43	31	48	30	37	43	69	42	67	87	22	83	58	38	24	30	44	52	96	58	39	51	57	44	45	26	67	100	87	70	0	
141	Djibouti	32	26	35	100	51	2	52	16	91	30	26	30	16	25	24	74	52	64	93	40	42	38	32	33	17	21	55	60	25	24	42	19	83	73	15	34	100	33	40	0	
142	Zimbabwe	32	24	36	50	52	84	86	11	82	26	19	6	0	11	43	52	32	5	69	12	93	8	31	19	15	21	70	96	31	19	37	11	52	40	50	27	100	35	62	31	
143	Kenya	32	30	32	47	57	74	81	18	58	32	26	15	25	13	23	71	72	50	76	46	77	18	48	33	0	27	84	89	33	26	16	10	38	34	63	28	100	38	1	0	
144	Swaziland	31	30	31	51	54	93	61	42	85	29	29	3	0	55	50	10	30	21	69	9	91	39	26	14	18	10	27	16	14	18	37	73	52	50	14	100	7	53	0		
145	Laos	30	32	32	50	27	68	93	26	44	26	16	65	34	27	42	58	33	44	70	26	64	13	27	13	32	43	14	70	55	48	30	57	30	12	46	97	100	83	70	0	
146	Mauritania	30	24	34	100	55	36	86	8	66	29	18	56	43	18	25	75	61	72	100	54	4	23	39	21	16	36	78	67	43	29	20	29	59	81	0	65	100	50	31	0	
147	Haiti	29	28	33	0	62	77	92	12	74	27	21	45	43	34	50	89	22	47	60	22	45	30	21	11	20	27	94	86	46	15	21	20	27	66	51	38	100	60	75	10	
148	Pakistan	29	30	32	37	24	15	96	16	57	27	11	71	28	32	23	86	31	85	100	29	48	39	26	13	23	50	67	61	23	27	65	55	56	41	12	46	65	38	0		
149	Vanuatu	29	38	28	18	60	78	71	29	84	40	32	62	46	33	34	23	5	25	94	35	67	28	18	10	27	16	61	50	47	28	42	64	44	8	85	76	100	69	23	0	
150	Solomon Islands	29	38	27	14	61	77	48	24	94	45	36	63	44	11	32	51	1	23	89	33	60	32	20	8	27	15	36	78	26	35	35	77	33	43	86	39	100	50	14	0	
151	The Gambia	28	27	29	100	60	37	82	15	59	30	21	31	33	15	23	49	52	59	84	42	22	10	40	12	17	28	78	80	51	26	28	5	15	60	8	87	100	67	10	0	
152	Congo	28	24	29	67	65	62	82	10	95	28	25	22	13	5	23	5	42	43	60	29	38	30	32	20	9	30	85	77	27	22	21	15	54	44	23	46	48	39	40	0	
153	Equatorial Guinea	28	30	24	100	63	86	5	22	86	26	23	12	15	2	39	11	68	49	45	37	29	17	42	31	28	41	100	8	43	30	58	16	57	69	15	53	100	55	40	0	
154	Sudan	28	25	31	53	42	28	85	14	75	24	16	57	39	18	49	85	43	73	80	6	20	32	33	16	29	24	76	71	22	26	12	28									



**Figure 1: Performance on the health-related SDG index, MDG index, and non-MDG index, and 37 individual health-related indicators, by country, 2016**  
 Countries are ranked by their health-related SDG index from highest to lowest in 2016. Indices and individual indicators are reported on a scale of 0 to 100, with 0 representing the worst levels from 1990 to 2030 and 100 reflecting the best during that time. Definitions of health-related SDG indicators are shown in the table. SDG=Sustainable Development Goal. MDG=Millennium Development Goal. Disaster mort=mortality due to exposure to forces of nature. MMR=maternal mortality ratio. SBA=skilled birth attendance. NN mort=neonatal mortality. Mort=mortality. Incid=incidence. NTD prev=prevalence of 15 neglected tropical diseases. NCD mort=mortality due to a subset of non-communicable diseases (cardiovascular disease, cancer, diabetes, and chronic respiratory diseases). FP need met, mod=family planning need met with modern contraception methods. Adol birth rate=adolescent birth rate. UHC index=universal health coverage index. Air poll mort=mortality attributable to household air pollution and ambient air pollution. WaSH mort=mortality attributable to unsafe water, sanitation, and hygiene. Poisoning mort=mortality due to unintentional poisonings. Smoking prev=prevalence of daily smoking. Vaccine cov=vaccine coverage of target populations based on national vaccine schedules. Int partner viol=prevalence of intimate partner violence. HH air poll=prevalence of household air pollution. Occ burden=disease burden attributable to occupational risks. Mean PM<sub>2.5</sub>=fine particulate matter smaller than 2.5 µm. Homicide=mortality due to interpersonal violence. Conflict mort=mortality due to conflict and terrorism. Violence prev=prevalence of physical or sexual violence. Child sex abuse=prevalence of childhood sexual abuse. Cert death reg=well-certified death registration.

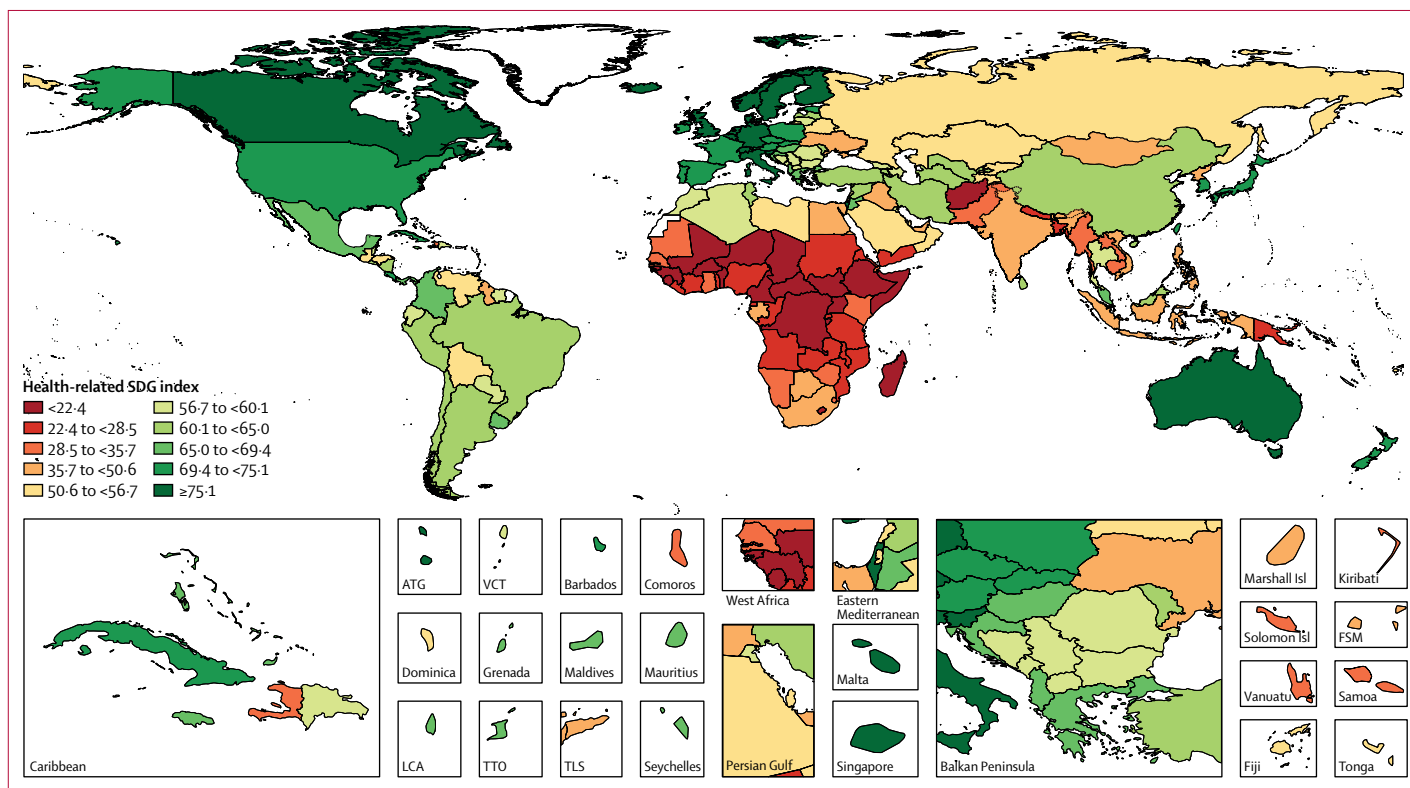
NCDs, road injuries, and suicide also were among the primary contributing factors for such gains. On the other hand, 2030 projections based on past trends suggest that a subset of countries, including Sri Lanka, Venezuela, Ukraine, and Serbia could experience worsening performance driven by their past trends on indicators including childhood overweight and harmful alcohol use. At the same time several low-middle-SDI countries to low-SDI countries were projected to have marked improvements on the health-related SDG index (eg, Laos, Mozambique, Uganda, Cambodia, Ethiopia, Nepal, and Rwanda). Perhaps most importantly, on the basis of past trends, a subset of low-SDI countries are projected to show minimal progress by 2030 and will continue to have low scores on the health-related SDG index (figures 5 and 6), such as the Central African Republic.

**Projected attainment of defined SDG targets**

Based on predictions of past trends for SDG indicators with defined targets, stark differences emerged in terms of projected achievement by 2030 by indicator (figure 7). Globally, more than 60% of countries were projected to attain the SDG targets for under-5 mortality, neonatal mortality, MMR, and malaria by 2030; however, these four

indicators all had at least 50% of countries already meeting 2030 targets in 2016. SDG indicators with the next highest levels of projected attainment on the basis of past trends were skilled birth attendance (48% of countries), household air pollution (40%), and well-certified death registration (35%). By contrast, of the 24 SDG indicators with defined targets, 11 indicators had fewer than 5% of countries projected to meet corresponding targets on the basis of past trends. These indicators predominantly involved those calling for eliminating a health challenge (eg, childhood overweight, tuberculosis, and intimate partner violence) or achieving universal coverage or access (eg, met need for family planning and the UHC index). Additionally, on the basis of past trends, few countries were projected to achieve the SDG targets set forth for NCD and suicide mortality (ie, reduce by one-third from 2015 to 2030), with 6% of countries meeting this target for NCD mortality and 3% for suicide. Furthermore, on the basis of past trends, no country was projected to meet the SDG target for road injury mortality, which calls for a 50% reduction from 2015 to 2020.

Overall, based on past trends, projected attainment of defined SDG indicator targets in 2030 was closely associated with SDI, with the highest levels of target



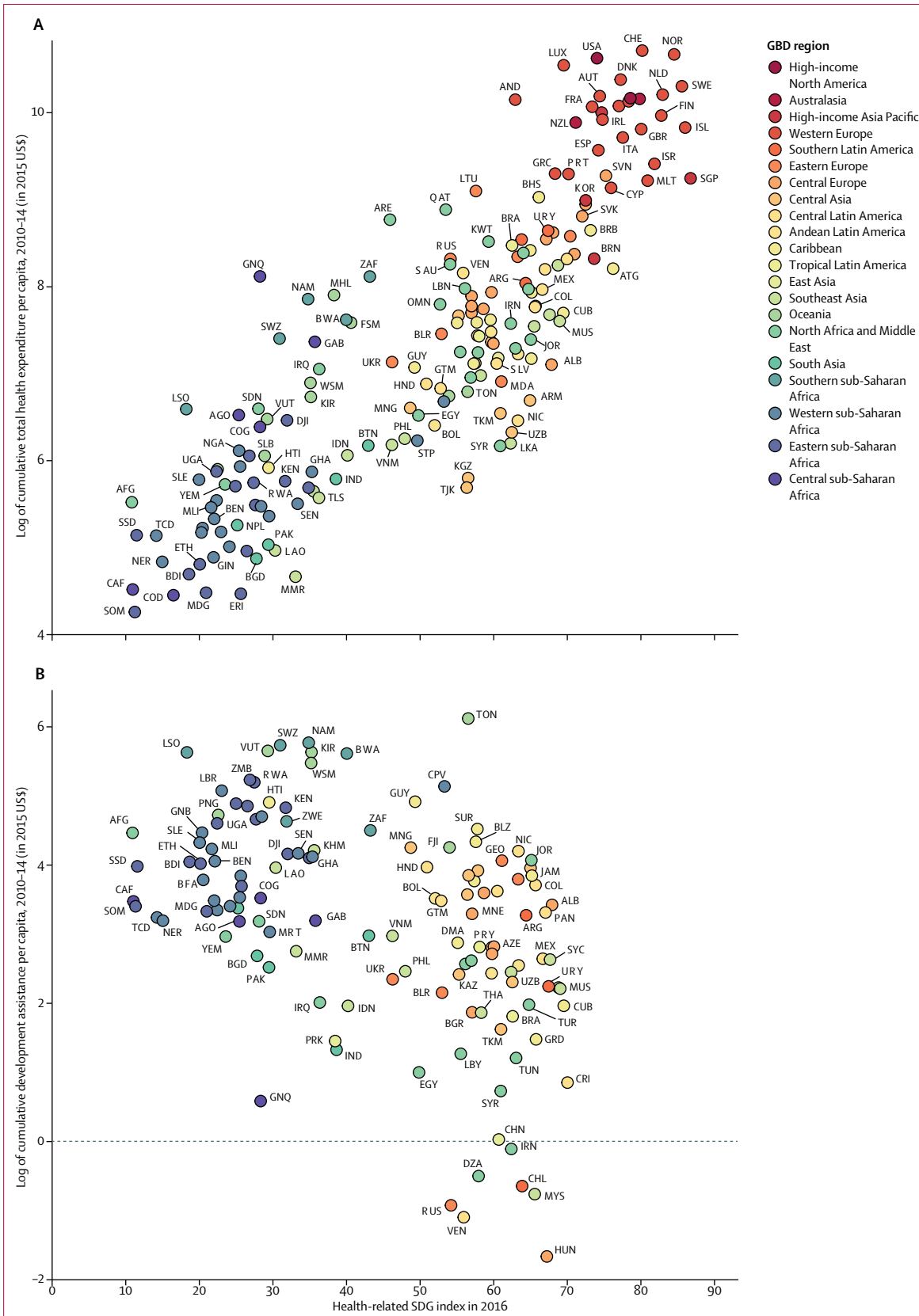
**Figure 2: Map of the health-related SDG index, by decile, in 2016**  
 Deciles ranged from less than 22.4 (first decile) to at least 75.1 (tenth decile) in 2016. SDG=Sustainable Development Goal. ATG=Antigua and Barbuda. VCT=Saint Vincent and the Grenadines. LCA=Saint Lucia. TTO=Trinidad and Tobago. Isl=Islands. FSM=Federated States of Micronesia. TLS=Timor-Leste.

achievement occurring among higher-SDI countries. However, among these high-middle and high-SDI countries, the vast majority had already met these targets by 2016, particularly those from the MDG era (ie, MMR, child mortality, malaria, and household air pollution). Some GBD super-regions showed considerable gains for attaining certain SDG targets between 2016 and 2030, including vaccine coverage and household air pollution in Latin America and the Caribbean; skilled birth attendance in southeast Asia, east Asia, and Oceania; and under-5 mortality and neonatal mortality in sub-Saharan Africa. With no south Asian countries attaining the SDG targets for child mortality and malaria in 2016, projections based on past trends pointed to 40% of south Asian countries meeting malaria incidence threshold of 0.005 cases or less per 1000 in 2030, and 80% of countries attaining the SDG target for under-5 mortality and 60% of countries attaining the target for neonatal mortality.

Of the 24 currently measured health-related indicators with defined SDG targets, a median of five (IQR 2–8) indicator targets were projected to be met by 2030, with no country attaining more than 13 (figure 8). On the basis of past trends, 18 countries are projected to meet at least ten indicator targets, including Finland (13 targets), Denmark and Switzerland (11 targets each), and Germany, Ireland, Norway, Singapore, Spain, and the UK each

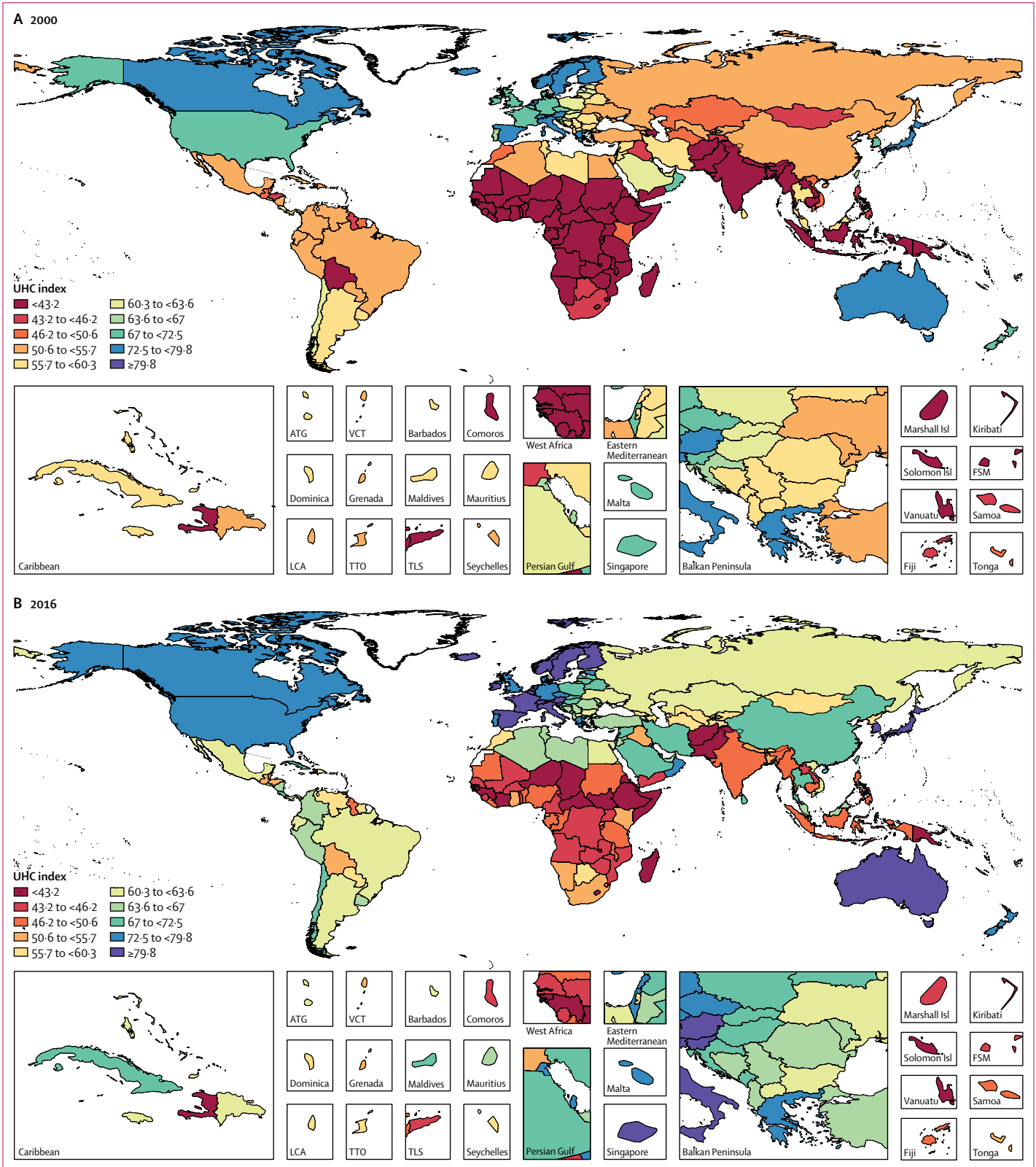
projected to meet ten targets. 31 countries met eight or nine indicator targets in 2030 on the basis of past rates of progress, including Canada, South Korea, Sweden, and the USA (nine targets each), and Australia, Chile, China, and Japan each reaching eight targets. At the other end of the scale, more than 20% of countries (44 of 188) are projected, on the basis of past trends, to meet fewer than two indicator targets in 2030, with most of these countries in sub-Saharan Africa and south Asia. Exceptions to note in sub-Saharan Africa are Botswana and Cape Verde (projected to meet five indicator targets in 2030 on the basis of past trends), Swaziland and Namibia (projected to meet four), and South Africa and Rwanda (projected to meet three).

The use of more conservative target thresholds (ie, 80% reduction from 2015 to 2030 for elimination targets and ≥90% for universal coverage or access targets) resulted in notably higher projected attainment for SDG indicators linked to universal coverage or access targets (figure 7B). This was most pronounced for vaccine coverage, with 78% of countries projected to meet the at least 90% threshold in 2030 on the basis of past trends, compared with 29% of countries meeting at least 99% coverage in 2030. Considerable differences in attainment were also found for skilled birth attendance, water, sanitation, access to hygiene, and household air pollution with at least 90% as the threshold for attainment.

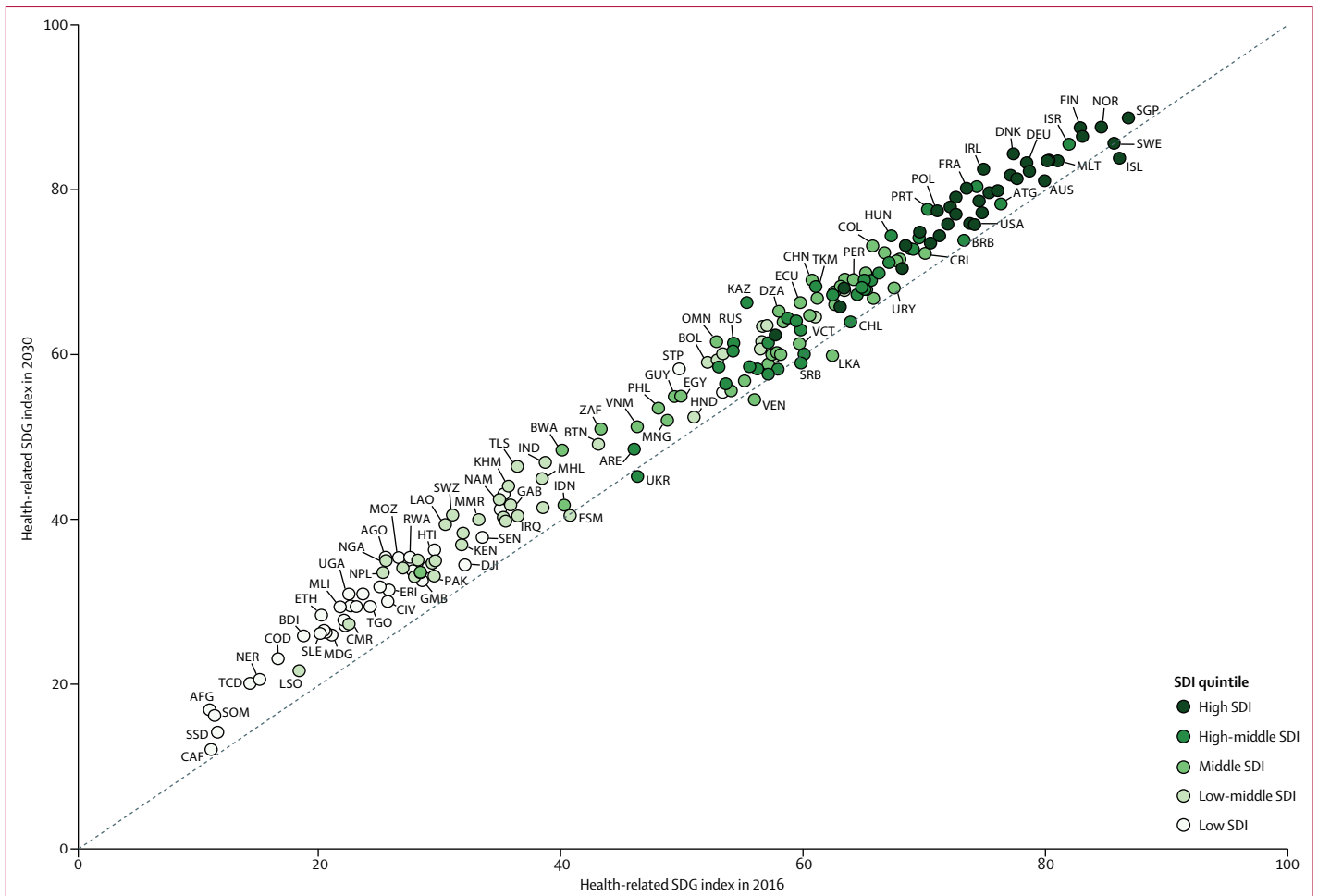


**Figure 3: Comparing the health-related SDG index in 2016 to cumulative total health expenditure per capita (A) and cumulative development assistance for health per capita (B), from 2010-14, by GBD region**

The health-related SDG index is reported on a scale of 0-100, with 0 representing the worst levels from 1990 to 2030 and 100 reflecting the best during that time. Total health expenditure includes development assistance for health and government, out-of-pocket, and pre-paid private health spending. Of the 188 countries in this analysis, 184 had estimates of total health expenditure per capita; North Korea, Palestine, Taiwan (Province of China), and Zimbabwe were excluded due to missing data on national health expenditure. 130 countries were recipients of development assistance for health from 2010 to 2014. Countries are abbreviated according to the ISO3 code. GBD=Global Burden of Disease. SDG=Sustainable Development Goal.



**Figure 4: Map of the UHC index, by decile, in 2000 (A) and 2016 (B)**  
 Deciles were based on the distribution of UHC index values in 2016 and then were applied for 2000. Deciles ranged from less than 43.2 (first decile) to at least 79.8 (tenth decile) in 2016. UHC=universal health coverage. ATG=Antigua and Barbuda. VCT=Saint Vincent and the Grenadines. LCA=Saint Lucia. TTO=Trinidad and Tobago. Isl=Islands. FSM=Federated States of Micronesia. TLS=Timor-Leste.



**Figure 5: Comparing the health-related SDG index in 2016 and, based on past trends, the projected health-related SDG index in 2030, by country**

The health-related SDG index is reported on a scale of 0–100, with 0 representing the worst levels from 1990 to 2030 and 100 reflecting the best during that time. The dashed line shows the equivalence line, such that values that fall on this line are equivalent for both the health-related SDG index in 2016 and, based on past trends, the projected health-related SDG index in 2030. Countries are abbreviated according to the ISO3 code. SDI=Socio-demographic Index. SDG=Sustainable Development Goal.

Projected attainment based on past trends moderately increased for malaria (69%) and neglected tropical diseases (36%) with the 80% reduction scenario; otherwise, projected attainment for the other SDG indicators with elimination targets did not change with the application of this more conservative target. Globally, the median of indicator targets projected to be met by 2030 increased to eight (IQR 3–11) when more conservative targets were used for elimination and universal coverage or access SDG indicators (figure 8B). More detail on projected attainment of SDG indicator targets based on past trends can be found in appendix 2.

Comparing the difference between projected rates of change from 2016 to 2030, on the basis of past progress, and required rates of change that need to be achieved between 2016 and 2030 to meet defined SDG indicator targets can help identify which health areas to prioritise in the SDG era (figure 9). Globally, dramatic acceleration of progress is most needed for indicator targets that call

for eliminating health challenges, such as the child malnutrition indicators, especially childhood overweight; infectious diseases, particularly tuberculosis and neglected tropical diseases; and violence indicators. The magnitude by which such gains must be hastened from 2016 to 2030 often differed across the development spectrum, with higher-SDI countries generally requiring far less acceleration than lower-SDI countries. The main exceptions included childhood overweight, road injury mortality, and violence indicators, for which fairly similar rates of acceleration of progress are necessary to reach corresponding SDG targets across levels of SDI.

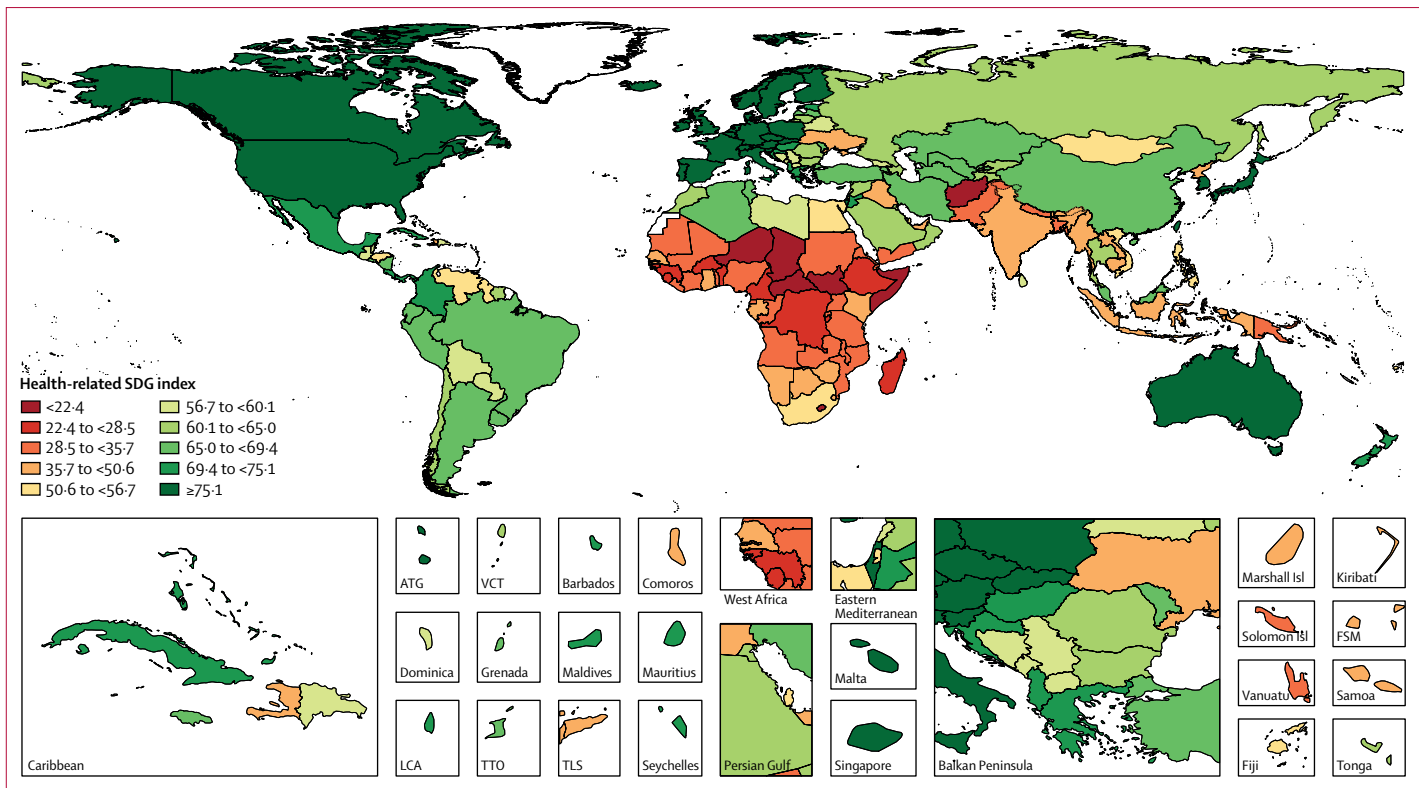
Further results are in appendix 2, and dynamic visualisations are available online.

For dynamic visualisations see <https://vizhub.healthdata.org/sdg>

## Discussion

### Summary of findings

Formally adopted in 2015, the SDG agenda lays out a series of bold goals and accompanying targets and



**Figure 6: Map of the projected health-related SDG index based on past trends, by decile, in 2030**  
 Deciles were based on the distribution of the health-related SDG index values in 2016 and then were applied for the projected SDG index in 2030. Deciles ranged from less than 22.4 (first decile) to at least 75.1 (tenth decile) in 2016. Projections were based on past trends and rates of change observed from 1990 to 2016. SDG=Sustainable Development Goal. ATG=Antigua and Barbuda. VCT=Saint Vincent and the Grenadines. LCA=Saint Lucia. TTO=Trinidad and Tobago. Isl=Islands. FSM=Federated States of Micronesia. TLS=Timor-Leste.

indicators for attainment by 2030. In the present study, we produced independent and comparable estimates of 37 of the 50 health-related SDG indicators across 188 countries and projected indicators to 2030 on the basis of past trends observed in each country. Our findings show considerable inequality in the health-related SDG index in 2016, spanning from 86.8 in Singapore to 10.9 in Afghanistan. Our revised UHC measure, which incorporates a broader range of tracer indicators including essential health services for NCDs, further highlights geographical and sociodemographic disparities on a key component of the health-related SDGs. Our projections of the health-related SDG indicators point to further entrenchment of these inequalities in the future unless current trajectories are considerably altered. On the basis of past trends, only 21% of health-related SDG indicators with defined targets were projected to be met by 2030, ranging from 38% among high-SDI countries to merely 3% among low-SDI countries. Even when we applied more conservative attainment thresholds, this only increased 30% of health-related SDG indicators with defined targets being met by 2030. Attainment varied considerably across the different indicators, from more than 60% of countries projected to meet 2030 targets on

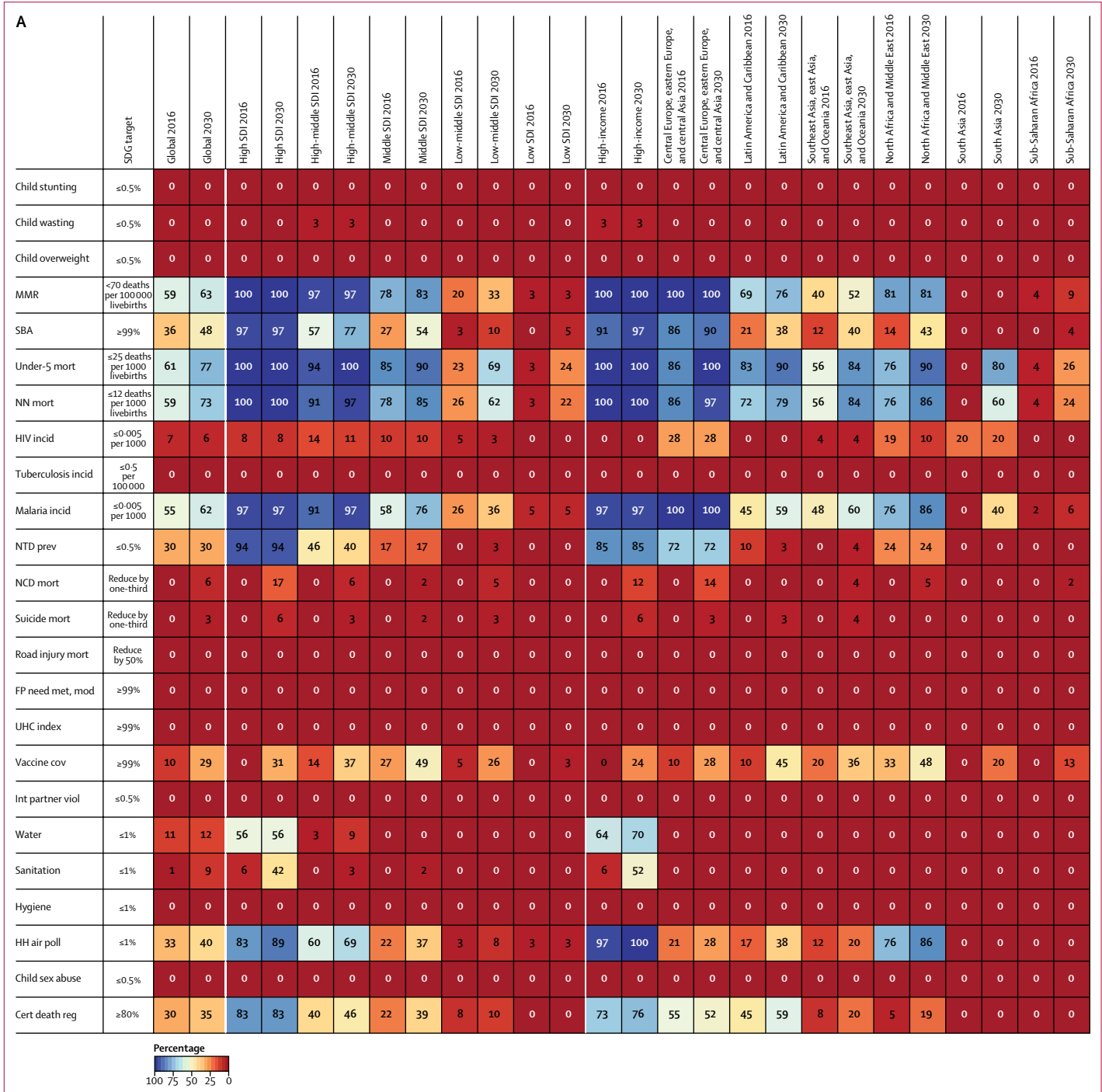
the basis of past trends for under-5 mortality, neonatal mortality, MMR, and malaria to fewer than 5% projected to achieve targets linked to 11 indicator targets, including those for childhood overweight, tuberculosis, and road injury mortality. These projections based on past trends underscore the need for dramatic, if not unprecedented, acceleration of progress to improve health outcomes, reduce risk exposure, and expand essential health services for all countries to achieve the health-related SDGs by 2030. Such action is particularly crucial for countries already showing signs of being left behind, such as the Central African Republic, Afghanistan, Somalia, and South Sudan.

**UHC in the SDG era**

Achieving UHC—access to quality essential health services, medicines, and vaccines, and the provision of financial risk protection—is increasingly viewed as imperative to attaining the health-related SDGs.<sup>13–18</sup> Previously, monitoring of progress on the first component of UHC, access to quality essential health services, has been mainly limited to tracking the coverage but not quality of interventions for maternal, reproductive, and child health outcomes and selected communicable diseases. Amid gains in development, many countries’

health systems remain unable to fully respond to the rise in NCDs and the demand for more specialised types of medical care.<sup>20,42</sup> This trend is shown in the divergence by SDI quintile on the more traditional UHC proxy measure and our updated UHC index (appendix 2 p 4), which accounts for an array of NCD outcomes amenable to health care, as well as capturing quality of care.

Although a number of countries saw minimal gains, including low-SDI countries such as Lesotho and the Central African Republic but also high-SDI countries such as the USA, our findings also highlight that progress can be made on expanding UHC. Several countries, including Cambodia, Rwanda, Equatorial Guinea, Laos, Turkey, and China showed substantial improvements on



(Figure 7 continues on next page)

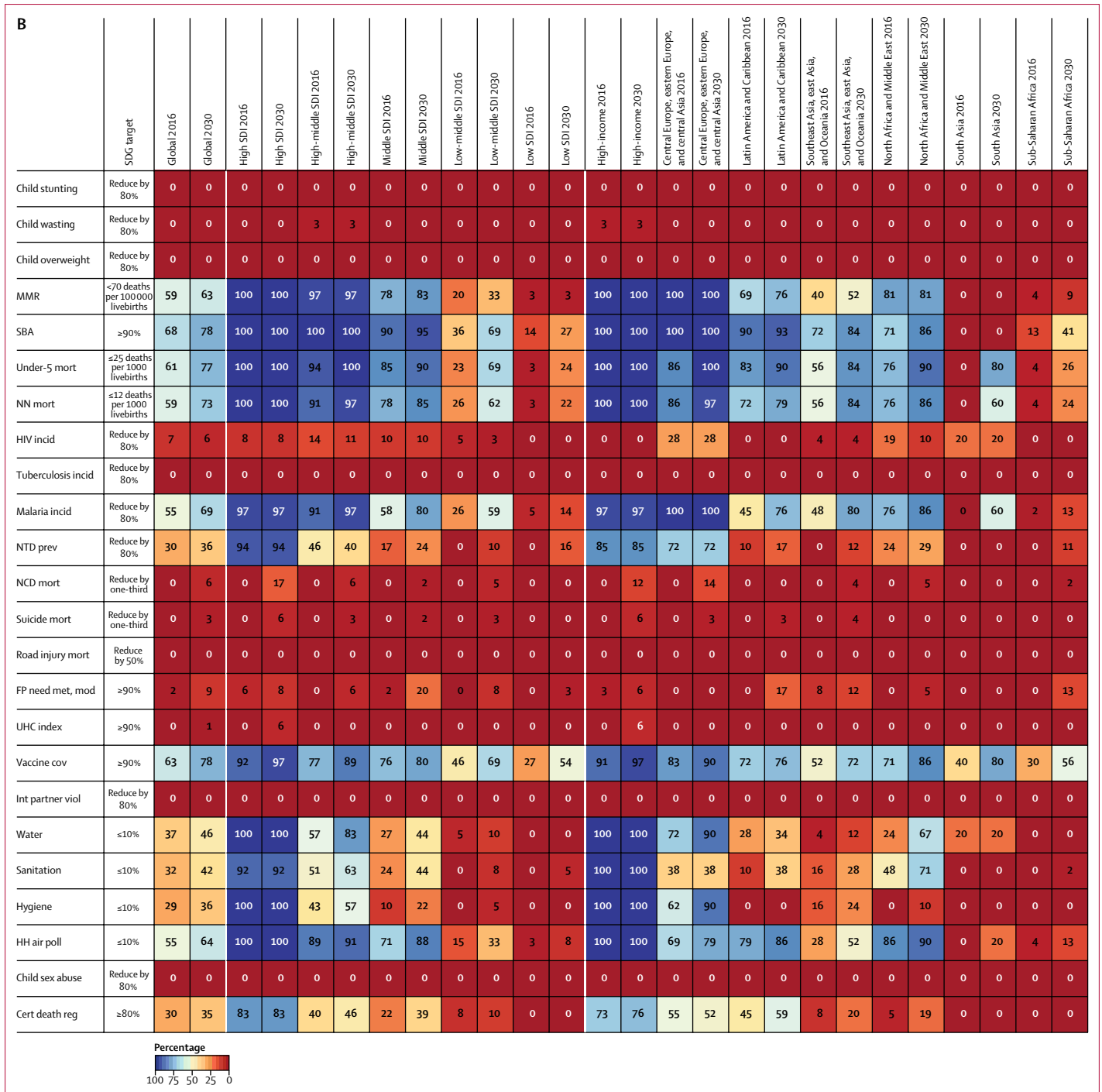


Figure 7: Percentage of countries attaining health-related SDG indicator targets in 2016 and projected to attain in 2030 based on past trends, according to defined SDG targets (A), and defined and conservative SDG targets (B), by indicator, across all countries and by GBD super-region and SDI quintile

All projections were based on past trends and rates of change observed from 1990 to 2016. Of the 37 health-related indicators measured in this study, 24 had defined targets linked to each indicator. Definitions of health-related SDG indicators and defined targets associated with them are shown in the table. SDG target 3.6 aims to reduce road injury mortality by 50% between 2015 and 2020, and thus projected attainment for this indicator is based on estimates from 2015 to 2020 rather than 2015 to 2030. For (B), conservative targets were defined as an 80% reduction for elimination targets from 2015 to 2030, and ≥90% by 2030 for universal access or coverage. Under the conservative scenario (B), targets with specific values to meet by 2030 or with specified relative reductions remained as originally defined. SDG=Sustainable Development Goal. SDI=Socio-demographic Index. MMR=maternal mortality ratio. SBA=skilled birth attendance. Under-5 mort=under-5 mortality. NN mort=neonatal mortality. Mort=mortality. Incid=incidence. NTD prev=prevalence of 15 neglected tropical diseases. NCD mort=mortality due to a subset of non-communicable diseases (cardiovascular disease, cancer, diabetes, and chronic respiratory diseases). FP need met, mod=family planning need met with modern contraception methods. UHC index=universal health coverage index. Vaccine cov=vaccine coverage of target populations based on national vaccine schedules. Int partner viol=prevalence of intimate partner violence. HH air poll=prevalence of household air pollution. Child sex abuse=prevalence of childhood sexual abuse. Cert death reg=well-certified death registration.

the UHC index between 2000 and 2016. Enacting large-scale health-care reforms and adopting nationwide social health insurance programmes, which enable populations to access essential health services without incurring large financial burdens, are shared characteristics for several countries with notable gains on the UHC index.<sup>43</sup> Nonetheless, how quickly such government-led initiatives have been formally established, and then how these programmes have been effectively implemented, scaled up, and maintained nationwide vary substantially. This highlights the need for long-term, sustained political commitment to achieving UHC, alongside establishing adequate financing and policies that cover services. For instance, after a change in government in 2002, Turkey introduced its Health Transformation Program in 2003 with the explicit aim of improving public health, providing health insurance for all, and expanding access to care.<sup>44,45</sup> The phased implementation of UHC-focused reforms in Turkey, alongside continued political support, allowed the country to achieve remarkable strides in achieving UHC and improving care.<sup>44,45</sup> Yet many country stakeholders and officials fear that the momentum around UHC in Turkey might stall, especially amid increasing regional instability.<sup>44</sup> China's health-care reforms largely began in the early 2000s, with government-funded insurance schemes increasingly covering rural populations and unemployed urban residents,<sup>46,47</sup> which was then followed by a more comprehensive health reform in 2009–10 focused on service delivery, essential medicines, public health, insurance, and public hospitals. Strong government commitment to expanding health care to all populations allowed China to make rapid gains in UHC, although concerns about long-term financing and the growth of private insurance are likely to challenge the durability of such political support. Rwanda initiated a pilot programme of its community-based health insurance programme (*Mutuelles de santé* [*Mutuelles*]) in 1999–2000, and then proceeded to formalise and expand the programme nationwide from 2004 to 2008.<sup>48</sup> Again, strong political commitment to UHC is viewed as a major factor in the rapid expansion of *Mutuelles* in Rwanda;<sup>49</sup> nonetheless, Rwanda still faces many challenges in terms of UHC financing. In Cambodia, extended health reforms began in the 1990s, gradually rebuilding the country's health system and laying the groundwork for UHC financing arrangements through long-term national health planning.<sup>50</sup> Cambodia has yet to establish a consolidated national insurance system, though the government recently signalled its commitment to UHC with the March, 2016, Social Health Protection Framework. Overall, our findings on UHC highlight the scope for progress through deliberate, sustained health system investments and political commitment. Further examination of the health system structures, attributes, and financing mechanisms in countries where progress has occurred on the UHC

index could offer further insights into how essential health services can be further expanded in health-care settings across the development spectrum.

#### **Greater investments in health required among the worst off**

With its broadened development agenda, the SDGs present substantial financing concerns to higher-income and lower-income countries alike. Projections of government health spending and DAH suggest that absolute levels of overall health spending are likely to remain low among lower-income countries,<sup>38,51</sup> emphasising the importance of both increased DAH and larger allocations toward health to the extent possible in the SDG era.<sup>52</sup> Echoing the SDG mantra of “leaving no one behind”, DAH ideally should be targeted toward those with the greatest need. Our analysis shows that a number of countries with the worst performance on the health-related SDG index in 2016 received among the lowest cumulative DAH per capita from 2010 to 2014. The vast majority of these countries were in western and central sub-Saharan Africa, as well as Afghanistan; a number of these countries have experienced protracted conflict or recent surges in civil unrest. Although lower DAH allocations might be justified in settings with limitations in terms of governance or absorptive capacity, in the longer term in the absence of expanded, sustained international support, and increased domestic financing to the extent possible, these countries risk falling further behind in the SDG era.

#### **Intersectoral action is essential to the health-related SDGs**

The confluence of factors leading to poor performance on the SDGs in the worst-off countries underscores how the achievement of several health-related SDG targets will require intersectoral action. Focusing on key socio-demographic factors (eg, improving educational attainment and reducing poverty) might facilitate gains on health-related SDGs.<sup>53,54</sup> Furthermore, many of the health-related SDGs are not as amenable to traditional DAH-supported programmes.<sup>55</sup> This is particularly relevant to the health-related SDG indicators for homicide and violence, natural disasters, and conflict; indicators with a strong environmental focus (eg, mean levels of PM<sub>2.5</sub> [fine particulate matter smaller than 2.5 µm] and mortality attributable to air pollution) or clear links with infrastructure and corresponding laws (eg, road traffic mortality); and broader public health programmes and policies focused on behavioural risk factors (eg, smoking). Ongoing conflict or recent resurgences of violence in the Central African Republic, Afghanistan, Somalia, and South Sudan—countries that were among the worst off in 2016—also risk further entrenching poor health outcomes in the SDG era. War and conflict have widespread, dire ramifications for health systems and related infrastructure, as most

recently shown by the 2016–17 cholera outbreak in Yemen as the country's water supply goes untreated.<sup>56</sup> Several case studies underscore the importance of intersectoral action in making headway on improving SDG indicators, such as legislative successes in combating the tobacco industry in Uruguay<sup>57</sup> and rebuilding the decimated health system in Timor-Leste after prolonged conflict.<sup>58</sup>

### SDG target setting

Our results showed relatively low levels of projected attainment by 2030 across the health-related SDGs. In GBD 2015, we emphasised the ambitious nature of SDG target 3.3, which calls for ending the epidemics of HIV and tuberculosis; based on our projections of past trends, only 7% of countries were projected to meet the 0.005 cases or less per 1000 threshold for HIV incidence and no country was projected to meet the target for tuberculosis in 2030. A total of 11 indicator targets had fewer than 5% of countries projected to meet them by 2030, including childhood overweight, suicide mortality, and road injury mortality. Although we applied more conservative attainment thresholds (ie, an 80% reduction for elimination targets and  $\geq 90\%$  for universal coverage or access targets), we still found that no country was projected to meet this target for tuberculosis and no additional countries reached this target for HIV. At the same time, coverage measures (eg, vaccine coverage and skilled birth attendance), environmental risks (ie, water, sanitation, access to hygiene, and household air pollution), malaria, and neglected tropical diseases were among the indicators for which using more conservative targets resulted in a larger percentage of countries with projected SDG attainment by 2030. Notably, if the road injury mortality target was extended to 2030 rather than 2020, as the original SDG proposal entailed,<sup>59</sup> five countries—Austria, Finland, Portugal, Spain, and Slovenia—would have achieved 50% reduction in road injury mortality on the basis of past trends.

For our analysis, we have used the same threshold for SDG targets that call for ending an epidemic or eliminating a health challenge and target universal access or coverage. We recognise, however, that these targets vary considerably in how they are defined quantitatively among stakeholders. For example, in relation to SDG target 3.3, becoming malaria-free involves having no local cases for 3 continuous years and a formal certification process.<sup>60</sup> By contrast, WHO Global Malaria Technical Strategy for 2016–30 calls for a reduction of incidence of 90% between 2015 and 2030;<sup>61</sup> the WHO Post-2015 HIV agenda calls for a reduction in HIV incidence by 90% between 2010 and 2030 among adults;<sup>62</sup> and the Stop TB Global Plan to End TB calls for a reduction in tuberculosis incidence by 80% between 2015 and 2030.<sup>40</sup> Furthermore, confusion or tension might arise around reconciling ambitious SDG nutrition targets (ie, SDG target 2.2 “By 2030, end all forms of malnutrition, including achieving, by 2025, the

internationally agreed targets on stunting and wasting in children”) with the Global Nutrition Targets 2025, which established somewhat different aims (ie, reduce stunting by 40% from 2010 to 2025 and reduce wasting to  $< 5\%$  by 2025).<sup>63</sup> A delicate balance exists between identification of targets that spur progress but are at the same time achievable. Our projections of SDG achievement might help to identify ambitious yet more feasible targets across these indicators (eg, using the 95th percentile in levels achieved by 2030). They also might be of particular utility to national monitoring agencies as they develop and implement national-level targets to complement the global SDG indicator framework.<sup>5</sup>

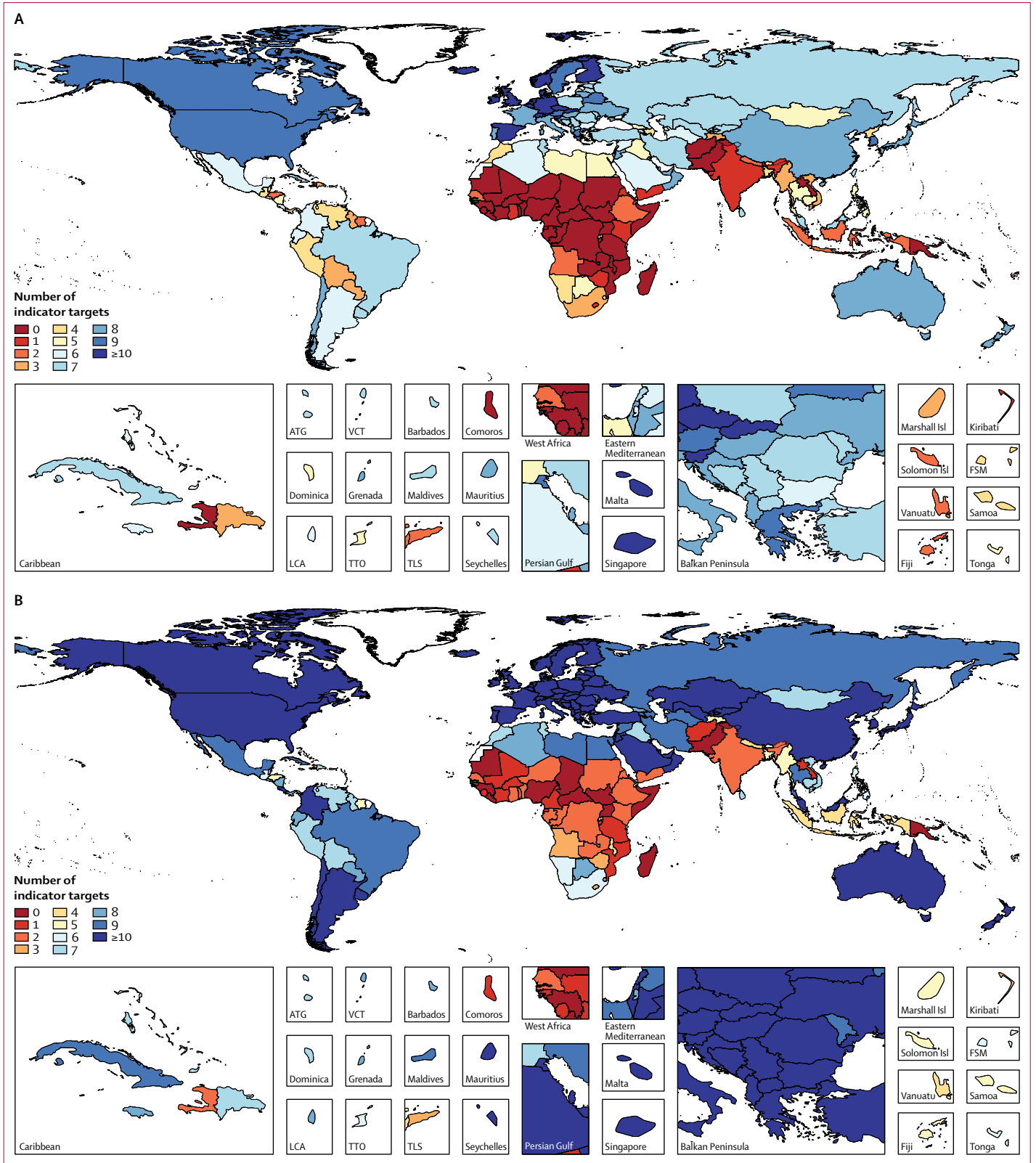
### Comparisons with other assessments

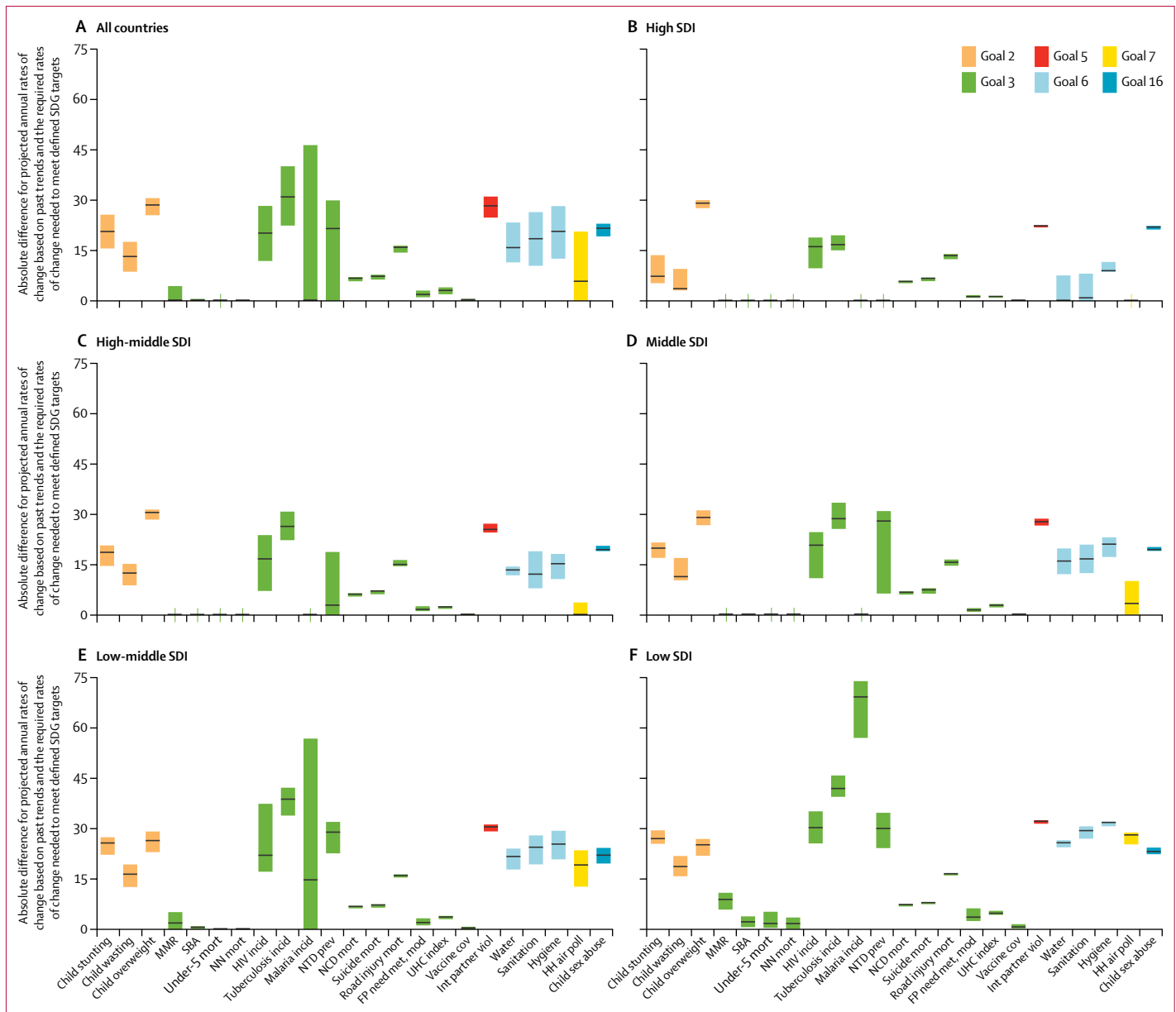
To date, a number of other international organisations or collaborations have reported on country-level estimates of SDG indicators, including WHO, SDSN, and the World Bank.<sup>7,10,11</sup> Of the 50 health-related indicators currently included in the global SDG framework, GBD 2016 reported on 37, whereas WHO included 34 in the 2017 World Health Statistics report, the World Bank covered 28 for the 2017 SDG Atlas, and the 2017 SDSN SDG index included 23. The GBD study offers a number of advantages for monitoring progress on the health-related SDGs, which includes producing comparable, comprehensive indicator estimates for all 188 countries from 1990 to 2016. By contrast, substantial variation was found for country inclusion across the health-related indicators reported by other organisations and collaborations. For instance, WHO provided estimates for 194 of 194 member states for under-5 mortality, neonatal mortality, and tuberculosis, yet only 104 countries had estimates for HIV, 122 for met need for family planning, and 128 for smoking prevalence. Additionally, no other agency measuring the health-related SDGs provides a complete and consistent set of years. Across these organisations, the latest year of reporting ranges from 2013 to 2016, and for several indicators, data from a range of years are combined to represent the most recent year available in countries. Examples include 2005 to 2015 or 2016 for skilled birth attendance and met need for family planning as reported by WHO. Last, proxy or

**Figure 8: Map of the number of health-related SDG indicator targets, based on past trends, projected to be attained in 2030 according to defined SDG targets (A), and conservative and defined SDG targets (B)**

All projections were based on past trends and rates of change observed from 1990 to 2016. Of the 37 health-related indicators measured in this study, 24 had defined targets linked to each indicator. Definitions of health-related SDG indicators and defined targets associated with them are shown in the table.

SDG target 3.6 aims to reduce road injury mortality by 50% between 2015 and 2020, and thus projected attainment for this indicator is based on estimates from 2015 to 2020 rather than 2015 to 2030. For (B), conservative targets were defined as an 80% reduction for elimination targets from 2015 to 2030, and  $\geq 90\%$  by 2030 for universal access or coverage. For the conservative scenario (B), targets with specific values to meet by 2030 or with specified relative reductions remained as originally defined. SDG=Sustainable Development Goal. ATG=Antigua and Barbuda. VCT=Saint Vincent and the Grenadines. LCA=Saint Lucia. TTO=Trinidad and Tobago. Isl=Islands. FSM=Federated States of Micronesia. TLS=Timor-Leste.





**Figure 9:** Median and IQR of the absolute difference between projected rates of change from 2016 to 2030 based on past trends and required rate of change needed meet defined SDG targets, by indicator, across all countries (A), high SDI quintile (B), high-middle SDI quintile (C), middle SDI quintile (D), low-middle SDI quintile (E), and low SDI quintile (F)

Black stripes represent median absolute change and boxes represent IQR. Health-related indicators are colour-coded according to the health-related goals they represent. All projections were based on past trends and rates of change observed from 1990 to 2016. Of the 37 health-related indicators measured in this study, 24 had defined targets linked to each indicator. Here we present on 23 of these indicators as SDG indicator 17.19.2c, well-certified death registration, had 27 countries with 0% in 2016 and were projected to be the same in 2030. Annualised rates of change observed and required for this indicator were calculated as infinite (and thus implausible). SDG target 3-6 aims to reduce road injury mortality by 50% between 2015 and 2020, and thus annualised rates of change calculated for this indicator are based on estimates from 2015 to 2020 rather than 2015 to 2030. Definitions of health-related SDG indicators and targets associated with them are shown in the table. SDI=Socio-demographic Index. SDG=Sustainable Development Goal. MMR=maternal mortality ratio. SBA=skilled birth attendance. Mort=mortality. Incid=incidence. NN mort=Neonatal mortality. NTD prev=prevalence of 15 neglected tropical diseases. NCD mort=mortality due to a subset of non-communicable diseases (cardiovascular disease, cancer, diabetes, and chronic respiratory diseases). Suicide mort=mortality due to self-harm. FP need met, mod=family planning need met with modern contraception methods. UHC index=universal health coverage index. Vaccine cov=vaccine coverage of target populations based on national vaccine schedules. Int partner viol=intimate partner violence. HH air poll=household air pollution. Child sex abuse=childhood sexual abuse.

partial measures are currently used by other agencies or collaborations for a subset of health-related SDG indicators, which can be directly measured by the GBD. For instance, the UN definition for SDG indicator 2.2.2 includes

childhood overweight, yet the prevalence of adult obesity is reported by SDSN for this indicator. Another example is limiting the measure of met need for family planning to married and in-union women when the IAEG-SDGs

metadata indicator definition explicitly includes all women of reproductive age. To properly monitor progress and identify challenges in achieving the health-related SDGs, it is critical to measure indicators' levels and trends in a timely, comparable, and complete manner.

### Future GBD SDG monitoring

With its annual cycle, the GBD study has enabled the incorporation of a number of important revisions and additions to monitor the health-related SDGs. For GBD 2016, the most notable advances include improving UHC index (SDG indicator 3.8.1) to reflect a broader array of conditions covered by essential health services, as well as the addition of two violence indicators and vaccine coverage (SDG indicator 3.b.1). For vaccine coverage, we plan to further improve its measurement in GBD 2017, namely estimating the correlation structure between the coverage of individual vaccines to more precisely measure the UN's definition for SDG indicator 3.b.1 (ie, proportion of the target population covered by all vaccines included in their national programme).

The continued expansion and refinement of health-related indicator measurement is a key priority for GBD 2017 and beyond. Specifically, an assessment of health worker density and distribution (SDG indicator 3.c.1) is presently underway and will be included in GBD 2017. Pending data availability, estimating the proportion of people who feel safe walking alone around the area where they live (SDG indicator 16.1.4) also should be feasible for GBD 2017. Work is underway to estimate the coverage of treatment interventions for substance use disorders (SDG indicator 3.5.1), as well as the prevalence of sexual violence by non-intimate partners for women aged 15 years and older (SDG indicator 5.2.2). To date, however, estimating sexual violence by non-intimate partners has been severely limited by a paucity of data outside of western Europe and the USA. A key area of future work relates to the March, 2017, revisions to SDG indicator 3.8.2,<sup>5</sup> which was modified to more directly capture financial risk protection by including an indicator of catastrophic household expenditures on health.

In the present study, we used a relatively simple approach for projecting trends for health-related SDG indicators through 2030. This method is based on using the historical rates of change for each country, with more recent trends weighted more heavily. This approach does not explicitly link the likelihood of SDG achievement to underlying investment areas to reach the SDGs; for example, increasing overall or specific types of DAH, enacting socioeconomic policies, implementing health programmes, expanding coverage of currently available interventions, scaling up new interventions or medical technologies, and reducing or preventing exposure to underlying risks. This more structured approach for projecting SDG achievement—including the ability to quantify the potential impact of different SDG investment scenarios—is currently under development as part of the GBD.

### Strengths

A number of strengths, as well as limitations, exist for our study. The extensive GBD collaboration, which currently includes more than 2500 individuals from more than 135 countries and territories, is a core strength. This collective ownership model, in which GBD collaborators actively participate in the production, review, and use of results, addresses many recent critiques regarding the generation of global health estimates.<sup>64</sup> Specifically, the GBD collaborative network identifies and facilitates access to the latest, locally relevant data sources; works with individuals and institutions in reviewing and generating GBD estimates; and provides both national and subnational avenues for the translation and use of results for decision making.<sup>65–69</sup> An increasing number of in-depth country engagements with the GBD are also producing subnational assessments of disease burden and maximising policy relevance. For instance, spearheaded by the Indian Council for Medical Research and the Public Health Foundation of India, GBD is presently undertaking state-level disease burden assessments in India, disaggregated by urban and rural areas as part of GBD 2016. This work has been characterised by intensive engagement with the Indian Government and the Indian scientific community in the production of estimates.

Recent changes to the global SDG monitoring framework, as well as the proposal of processes to consider indicator revisions annually and potential additions in 2020 and 2025,<sup>5</sup> now establish the SDGs as a dynamic development agenda. This is unlike previous international goal-setting efforts, such as the MDGs.<sup>21</sup> Subsequently, timely efforts to track newly added and revised indicators are central to the ability of the SDG agenda to evolve over time. By the nature of its annual reporting cycle, the extensive range of health indicators currently or potentially measured, and the location of work within academic and scientific organisations, the GBD study is well positioned to quickly respond to indicator revisions and expansion. This is highlighted by the incorporation of March, 2017, indicator refinements into GBD 2016 (eg, vaccine coverage [SDG indicator 3.b.1]), and our ability to report on important violence indicators that no other international agency currently includes. Of the new health-related SDG indicators proposed for consideration by the IAEG-SDGs, most could be incorporated into the GBD measurement cycle with relative ease; these indicators include psychoactive substance abuse, incidence of road traffic injuries, incidence of unintentional poisonings, prevalence of anaemia among women of reproductive age, and illnesses attributable to risk factors (air pollution and unsafe water, sanitation, and hygiene). Other indicators that cover, for example, other dimensions of mental health and NCDs have also been proposed. Continued improvements in indicator measurement are also facilitated through novel extensions and developments from the broader GBD study and related work, which is exemplified by

incorporating the HAQ Index into our UHC measure for GBD 2016. Another priority area for GBD expansion is the increased ability to track key health indicators, not only at subnational administrative levels, but also as a continuous geospatial surface. Research on mapping inequalities in child mortality at a 5 km × 5 km resolution in Africa has leveraged the GBD study,<sup>70</sup> providing an example of the increasing ability to track SDG indicator attainment at levels beyond national averages.

### Limitations

A number of specific limitations for SDG indicators exist, described in the underlying GBD papers as well as in appendix 1. Of note, for sanitation (a key determinant of health) we have used a proxy indicator based on measuring the fraction of the populations that have unimproved sanitation, improved sanitation without a sewer connection, and improved sanitation with a sewer connection. This does not take into account whether waste is safely managed or treated. For the vaccine coverage indicator, we used a proxy indicator based on the geometric mean of vaccine coverage of individual vaccines and did not explicitly account for the correlation structure that exists between individual vaccines.

As noted in more detail above, we have used a relatively simple approach for projecting SDG indicator values. Limitations also exist in terms of the construction of the health-related SDG index. Ideally, we would develop an index that scales indicator values to SDG target values. We have not implemented this in GBD 2016 for several reasons. First, 13 of the health-related SDG indicators do not presently specify a target. Second, a subset of SDG targets are relatively modest for many middle-SDI to high-SDI countries (eg, reducing MMR to <70 deaths per 100 000 livebirths), and the effect of rescaling to these targets is that any differences beyond the target are ignored. In constructing the health-related SDG index, we used the geometric rather than arithmetic mean. The geometric mean allows for partial substitutability (ie, poor performance on one indicator is only partially offset by good performance on another), while the arithmetic mean allows for complete substitutability (ie, poor performance on one indicator can be completely offset by good performance on another indicator). As a result, stagnating progress on some indicators—most notably indicators such as childhood overweight and harmful alcohol use—can have a notable effect on progress and our projections based on past trends of the overall health-related SDG index. As noted in appendix 1, constructing the health-related SDG index using the arithmetic mean suggests somewhat more optimistic but qualitatively similar progress on the health-related SDGs as measured by the index, with no country showing a decline. As part of future iterations of the GBD we will continue to test and refine alternative index construction approaches that can take into account SDG targets.

Our assessment reflects ongoing gaps in data availability and coverage across countries for some indicators and remains a major limitation to any SDG monitoring effort, including GBD. For example, data for the violence indicators are sparse, particularly for non-intimate partner violence, men as victims of sexual violence, and psychological violence. Measurement issues, such as the variability and accuracy of self-report of different types of violence across settings, pose additional challenges. Limitations also exist for the water, sanitation, and hygiene indicators, particularly in view of the relative absence of data to estimate safe sanitation management. A benefit of the GBD study is that it can help identify these data gaps, both over time and by location, and provide an interim solution to data gaps through the use of standardised estimation approaches. Nevertheless, the GBD is not, and should not be, a replacement for investing in high-quality, routine health information systems that are crucial for measuring and evaluating SDG progress at national and subnational levels. Last, any limitations of GBD 2016 relevant to the 37 currently measured health-related SDG indicators apply.<sup>28–32</sup>

### Conclusion

Understanding where countries are, and where they are likely to go on the basis of past trends, is essential to guide strategic and investment decisions to achieve the SDG agenda by 2030. With this updated GBD analysis of the SDGs, we measure 37 of the 50 health-related SDG indicators from 1990 to 2016, and provide projections of SDG attainment by 2030 on the basis of past trends. For a subset of indicators, such as under-5 mortality and neonatal mortality, MMR, and malaria, projected levels of SDG achievement are promising, particularly among higher-SDI countries. However, these more positive projections for SDG attainment appear to be the exception, with most countries, especially countries in western and central sub-Saharan Africa and low-SDI countries, facing a challenging road toward SDG achievement by 2030 on the basis of current trajectories. It is increasingly clear that the health-related SDG agenda hinges upon markedly accelerating progress, particularly among the world's poorest populations. Succeeding in this endeavour is not yet an impossibility—nonetheless, it will demand extraordinary financial and political commitment by national and international agencies alike to ensure that truly no one is left behind in 2030.

#### GBD 2016 SDG Collaborators

Nancy Fullman, Ryan M Barber, Amanuel Alemu Abajobir, Kalkidan Hassen Abate, Cristiana Abbafati, Kaja M Abbas, Foad Abd-Allah, Abdishakur M Abdulle, Semaw Ferede Abera, Victor Aboyans, Laith J Abu-Raddad, Niveen M E Abu-Rmeileh, Isaac Akinkunmi Adedeji, Olatunji Adetokunboh, Ashkan Afshin, Anurag Agrawal, Sutapa Agrawal, Aliasghar Ahmad Kiadaliri, Hamid Ahmadi, Muktar Beshir Ahmed, Amani Nidhal Aichour, Ibtihel Aichour, Miloud Taki Eddine Aichour, Sneha Aiyar, Rufus Olusola Akinyemi, Nadia Akseer, Ziyad Al-Aly, Khurshid Alam, Noore Alam, Deena Alasfoor, Kefyalew Addis Alene, Reza Alizadeh-Navaei, Ala'a Alkerwi, François Alla, Peter Allebeck, Christine Allen, Rajaa Al-Raddadi, Ubai Alsharif, Khalid A Altirkawi,

Nelson Alvis-Guzman, Azmeraw T Amare, Erfan Amini, Walid Ammar, Carl Abelardo T Antonio, Hossein Ansari, Palwasha Anwari, Megha Arora, Al Artaman, Krishna Kumar Aryal, Hamid Asayesh, Solomon Weldegebreal Asgedom, Reza Assadi, Tesfay Mehari Atey, Sachin R Atre, Leticia Avila-Burgos, Euripide Frinel G Arthur Avokpaho, Ashish Awasthi, Peter Azzopardi, Umar Bacha, Alaa Badawi, Kalpana Balakrishnan, Marlena S Bannick, Aleksandra Barac, Suzanne L Barker-Collo, Till Bärnighausen, Lope H Barrero, Sanjay Basu, Katherine E Battle, Bernhard T Baune, Justin Beardley, Neeraj Bedi, Ettore Beghi, Yannick Béjot, Michelle L Bell, Derrick A Bennett, James R Bennett, Isabela M Bensenor, Adugnaw Berhane, Derbew Fikadu Berhe, Eduardo Bernabé, Balem Demtsu Betsu, Mircea Beuran, Addisu Shunu Beyene, Neeraj Bhala, Anil Bhansali, Samir Bhatt, Zulfiqar A Bhutta, Boris Bikbov, Arebu I Bilal, Charles Birungi, Stan Biryukov, Habtamu Mellie Bizuayehu, Christopher D Blosser, Dube Jara Boneya, Dipan Bose, Ibrahim R Bou-Orm, Michael Brauer, Nicholas J K Breitborde, Traolach S Brugh, Lemma Negesa Bulto Bulto, Zahid A Butt, Lucero Cahuana-Hurtado, Ewan Cameron, Julio Cesar Campuzano, Hélène Carabin, Rosario Cárdenas, Juan Jesus Carrero, Austin Carter, Daniel C Casey, Carlos A Castañeda-Orjuela, Jacqueline Castillo Rivas, Ruben Estanislao Castro, Ferrán Catalá-López, Kelly Cercy, Hsing-Yi Chang, Jung-Chen Chang, Fiona J Charlson, Adrienne Chew, Vesper Hichilombwe Chisumpa, Abdulaal A Chittheer, Hanne Christensen, Devasahayam Jesudas Christopher, Massimo Cirillo, Cyrus Cooper, Michael H Cricqui, Elizabeth A Cromwell, John A Crump, Lalit Dandona, Rakhi Dandona, Paul I Dargan, José das Neves, Dragos V Davitoiu, Barbora de Courten, Hans De Steur, Louisa Degenhardt, Selina Deiparine, Kebede Deribe, Gabrielle A deVeber, Eric L Ding, Shirin Djalalinia, Huyen Phuc Do, Klara Dokova, David Teye Doku, E Ray Dorsey, Tim R Driscoll, Manisha Dubey, Bruce Bartholow Duncan, Beth E Ebel, Hedyeh Ebrahimi, Ziad Ziad El-Khatib, Ahmadali Enayati, Aman Yusuf Endries, Sergey Petrovich Ermakov, Holly E Erskine, Babak Eshрати, Sharareh Eskandarieh, Alireza Esteghamati, Kara Estep, Emerito Jose Aquino Faraon, Carla Sofia e Sa Fariinha, André Faro, Farshad Farzadfar, Mir Sohail Fazeli, Valery L Feigin, Andrea B Feigl, Seyed-Mohammad Fereshtehnejad, João C Fernandes, Alize J Ferrari, Tesfaye Regassa Feyissa, Irina Filip, Florian Fischer, Christina Fitzmaurice, Abraham D Flaxman, Nataliya Foigt, Kyle J Foreman, Tahvi Frank, Richard C Franklin, Joseph Friedman, Joseph J Frostad, Thomas Fürst, Joao M Furtado, Emmanuela Gakidou, Alberto L Garcia-Basteiro, Tsegaye Tewelde Gebrehiwot, Johanna M Geleijnse, Ayele Geleto, Bikila Lencha Gemechu, Peter W Gething, Katherine B Gibney, Paramjit Singh Gill, Richard F Gillum, Ababi Zergaw Girf, Melkamu Dedefo Gishu, Giorgia Giussani, Scott D Glenn, William W Godwin, Ellen M Goldberg, Philimon N Gona, Amador Goodridge, Sameer Vali Gopalani, Yevgeniy Goryakin, Max Griswold, Harish Chander Gugnani, Rajeev Gupta, Tanush Gupta, Vipin Gupta, Nima Hafezi-Nejad, Hassan Haghparast Bidgoli, Gessessew Bugssa Hailu, Randah Ribhi Hamadeh, Mouhanad Hammami, Graeme J Hankey, Hilda L Harb, Habtamu Abera Hareri, Mohammad Sadeq Hassanvand, Rasmus Havmoeller, Caitlin Hawley, Simon I Hay, Jiawei He, Delia Hendrie, Nathaniel J Henry, Ileana Beatriz Heredia-Pi, Hans W Hoek, Mollie Holmberg, Nobuyuki Horita, H Dean Hosgood, Sorin Hostiuc, Damian G Hoy, Mohamed Hsairi, Aung Soe Htet, Hsiang Huang, John J Huang, Chantal Huynh, Kim Moesgaard Iburg, Chad Ikeda, Manami Inoue, Caleb Mackay Salpeter Irvine, Kathryn H Jacobsen, Nader Jahanmehr, Mihajlo B Jakovljevic, Alejandra Jauregui, Mehdi Javanbakht, Panniyammakal Jeemon, Vivekanand Jha, Denny John, Catherine O Johnson, Sarah Charlotte Johnson, Jost B Jonas, Mikko Jürisson, Zubair Kabir, Rajendra Kadel, Amaha Kahsay, Ritul Kamal, André Karch, Corine Kakizi Karema, Amir Kasaean, Nicholas J Kassebaum, Anshul Kastor, Srinivasa Vittal Katikireddi, Norito Kawakami, Peter Njenga Keiyoro, Sefonias Getachew Kelbore, Laura Kemmer, Andre Pascal Kengne, Chandrasekharan Nair Kesavachandran, Yousef Saleh Khader, Ibrahim A Khalil, Ejaz Ahmad Khan, Young-Ho Khang, Ardeshir Khosravi, Jagdish Khubchandani, Christian Kieling, Daniel Kim, Jun Y Kim, Yun Jin Kim, Ruth W Kimokoti, Yohannes Kinfu, Adnan Kisa,

Katarzyna A Kissimova-Skarbek, Mika Kivimaki, Yoshihiro Kokubo, Jacek A Kopec, Soewarta Kosen, Parvaiz A Koul, Ai Koyanagi, Michael Kravchenko, Kristopher J Krohn, Barthelemy Kuate Defo, Burcu Kucuk Bicer, Xie Rachel Kulikoff, G Anil Kumar, Michael J Kutz, Hmwe H Kyu, Dharmesh Kumar Lal, Ratilal Laloo, Van C Lansingh, Anders Larsson, Jeffrey Victor Lazarus, Paul H Lee, James Leigh, Janni Leung, Ricky Leung, Miriam Levi, Yongmei Li, Misgan Legesse Liben, Shai Linn, Patrick Y Liu, Shiwei Liu, Rakesh Lodha, Katharine J Looker, Alan D Lopez, Stefan Lorkowski, Paulo A Lotufo, Rafael Lozano, Timothy C D Lucas, Raimundas Lunevicius, Mark T Mackay, Emilie R Maddison, Hassan Magdy Abd El Razek, Mohammed Magdy Abd El Razek, Marek Majdan, Reza Majdzadeh, Azeem Majeed, Reza Malekzadeh, Rajesh Malhotra, Deborah Carvalho Malta, Abdullah A Mamun, Helena Manguerra, Lorenzo G Mantovani, Tsegahun Manyazewal, Chabila C Mapoma, Guy B Marks, Randall V Martin, Jose Martinez-Raga, Francisco Rogerlândio Martins-Melo, Ira Martopullo, Manu Raj Mathur, Mohsen Mazidi, Colm McAlinden, Madeline McGaughey, John J McGrath, Martin McKee, Suresh Mehata, Man Mohan Mehndiratta, Toni Meier, Kidanu Gebremariam Meles, Ziad A Memish, Walter Mendoza, Melkamu Merid Mengesha, Mubarek Abera Mengistie, George A Mensah, Gert B M Mensink, Seid Tiku Mereta, Atte Meretoja, Tuomo J Meretoja, Haftay Berhane Mezgebe, Renata Micha, Anoushka Millar, Ted R Miller, Shawn Minnig, Mojde Mirarefin, Erkin M Mirrakhimov, Awoke Misganaw, Shiva Raj Mishra, Philip B Mitchell, Karzan Abdulmuhsin Mohammad, Kedir Endris Mohammed, Shafiu Mohammed, Murali B V Mohan, Ali H Mokdad, Sarah K Mollenkopf, Lorenzo Monasta, Julio Cesar Montañez Hernandez, Marcella Montico, Maziar Moradi-Lakeh, Paula Moraga, Lidia Morawska, Shane D Morrison, Mark W Moses, Cliff Mountjoy-Venning, Ulrich O Mueller, Kate Muller, Gudlavalleti Venkata Satyanarayana Murthy, Kamarul Imran Musa, Mohsen Naghavi, Aliya Naheed, Kovin S Naidoo, Vinay Nangia, Gopalakrishnan Natarajan, Ionut Negoii, Ruxandra Irina Negoii, Cuong Tat Nguyen, Grant Nguyen, Minh Nguyen, Quyen Le Nguyen, Trang Huyen Nguyen, Emma Nichols, Dina Nur Anggraini Ningrum, Marika Nomura, Vuong Minh Nong, Ole F Norheim, Jean Jacques Noubiap, Carla Makhlof Obermeyer, Felix Akpojene Ogbo, In-Hwan Oh, Olanrewaju Oladimeji, Andrew Toyin Olagunju, Tinuke Oluwasefunmi Olagunju, Pedro R Olivares, Helen E Olsen, Bolajoko Olubukunola Olusanya, Jacob Olusegun Olusanya, Kanyin Ong, Eyal Oren, Alberto Ortiz, Mayowa O Owolabi, Mahesh PA, Adrian Pana, Basant Kumar Panda, Songhomitra Panda-Jonas, Christina Papachristou, Eun-Keel Park, George C Patton, Katherine Paulson, David M Pereira, David Norberto Perico, Konrad Pesudovs, Max Petzold, Michael Robert Phillips, David M Pigott, Julian David Pillay, Christine Pinho, Michael A Piradov, Farhad Pishgar, Richie G Poulton, Farshad Pourmalek, Mostafa Qorbani, Amir Radfar, Anwar Rafay, Puja C Rao, Vafa Rahimi-Movaghar, Mahfuzar Rahman, Mohammad Hifz Ur Rahman, Muhammad Aziz Rahman, Rajesh Kumar Rai, Sasa Rajsic, Usha Ram, Chhabi Lal Ranabhat, Salman Rawaf, Patrick Reidy, Robert C Reiner Jr, Nikolas Reinig, Marissa B Reitsma, Giuseppe Remuzzi, Andre M N Renzaho, Serge Resnikoff, Satar Rezaei, Maria Jesus Rios Blancas, Kedir Teji Roba, David Rojas-Rueda, Mohammad Bagher Rokni, Gholamreza Roshandel, Gregory A Roth, Ambuj Roy, Enrico Rubagotti, Nafis Sadat, Mahdi Safdarian, Sare Safi, Saeid Safiri, Rajesh Sagar, Joseph Salama, Joshua A Salomon, Abdallah M Samy, Juan Ramon Sanabria, Damian Santomauro, Itamar S Santos, João Vasco Santos, Milena M Santric Milicevic, Benn Sartorius, Maheswar Satpathy, Monika Sawhney, Sonia Saxena, Mete I Saylan, Shreya Shirude, Maria Inês Schmidt, Ione J C Schneider, Matthew T Schneider, Ben Schöttker, Aletta E Schutte, David C Schwebel, Falk Schwendicke, Soraya Seedat, Sadaf G Sepanlou, Edson E Servan-Mori, Katya Anne Shackelford, Amira Shaheen, Saeid Shahrzad, Masood Ali Shaikh, Mansour Shamsipour, Morteza Shamsizadeh, Sheikh Mohammed Shariful Islam, Jayendra Sharma, Rajesh Sharma, Jun She, Peilin Shi, Kenji Shibuya, Chloe Shields, Mekonnen Sisay Shiferaw, Mika Shigematsu, Min-Jeong Shin, Rahman Shiri, Reza Shirkoobi, Kawak Shishani, Haltham Shoman, Mark G Shrimme, Donald H Silberberg, Diego Augusto Santos Silva,

João Pedro Silva, Dayane Gabriele Alves Silveira, Jasvinder A Singh, Virendra Singh, Dharendra Narain Sinha, Eirini Skiadaresi, Erica Leigh Slepak, Amber Sligar, Alison Smith, David L Smith, Mari Smith, Badr H A Sobaih, Eugene Sobngwi, Michael Soljak, Samir Soneji, Reed J D Sorensen, Luciano A Sposato, Chandrashekhar T Sreeramareddy, Vinay Srinivasan, Jeffrey D Stanaway, Dan J Stein, Caitlyn Steiner, Sabine Steinke, Mark Andrew Stokes, Bryan Strub, Muawiyah Babale Sufiyan, Rizwan Suliankatchi Abdulkader, Bruno F Sunguya, Patrick J Sur, Soumya Swaminathan, Bryan L Sykes, Dillon O Sylte, Cassandra E I Szoeka, Rafael Tabarés-Seisdedos, Santosh Kumar Tadakamadla, Nikhil Tandon, Tianchan Tao, Yihunie L Tarekegn, Mohammad Tavakkoli, Nuno Taveira, Teketo Kassaw Tegegne, Girma Temam Shifa, Abdullah Sulieman Terkawi, Gizachew Assefa Tessema, J S Thakur, Kavumpurathu Raman Thankappan, Amanda G Thrift, Tenaw Yimer Tiruye, Ruoyan Tobe-Gai, Roman Topor-Madry, Anna Torre, Miguel Tortajada, Bach Xuan Tran, Christopher Troeger, Thomas Truelsen, Derrick Tsoi, Kald Beshir Tuem, Emin Murat Tuzcu, Stefanos Tyrovolas, Kingsley N Ukwaja, Chigozie Jesse Uneke, Rachel Updike, Olalekan A Uthman, Job F M van Boven, Aaron van Donkelaar, Santosh Varughese, Tommi Vasankari, Narayanaswamy Venketasubramanian, Ramesh Vidavalur, Francesco S Violante, Sergey K Vladimirov, Vasilii Victorovich Vlassov, Stein Emil Vollset, Theo Vos, Fiseha Wadilo, Tolassa Wakayo, Mitchell T Wallin, Yuan-Pang Wang, Scott Weichenenthal, Elisabete Weiderpass, Robert G Weintraub, Daniel J Weiss, Andrea Werdecker, Ronny Westerman, Harvey A Whiteford, Tissa Wijeratne, Charles Shey Wiysonge, Belete Getahun Woldeyes, Charles D A Wolfe, Rachel Woodbrook, Denis Xavier, Gelin Xu, Simon Yadgir, Bereket Yakob, Lijing L Yan, Yuichiro Yano, Mehdi Yaseri, Pengpeng Ye, Hassen Hamid Yimam, Paul Yip, Naohiro Yonemoto, Seok-Jun Yoon, Marcel Yotebieng, Mustafa Z Younis, Zoubida Zaidi, Maysaa El Sayed Zaki, Luis Zavala-Arciniega, Xueying Zhang, Ben Zipkin, Sanjay Zodpey, Stephen S Lim, Christopher J L Murray.

**Affiliations**

Institute for Health Metrics and Evaluation (N Fullman MPH, R M Barber BS, A Afshin ScD, S Aiyar, C Allen BA, M Arora BSA, M S Bannick BS, J R Bennett BA, S Biryukov BS, Prof M Brauer ScD, A Carter BS, D C Casey MPH, K Cercy BS, F J Charlson PhD, A Chew ND, E A Cromwell PhD, Prof L Dandona MD, Prof R Dandona PhD, Prof L Degehard PhD, S Deiparine, H E Erskine PhD, K Estep MPA, A J Ferrari PhD, C Fitzmaurice MD, A D Flaxman PhD, K J Foreman PhD, T Frank BS, J Friedman MPH, J J Frostad MPH, Prof E Gakidou PhD, S D Glenn MSc, W W Godwin BS, E M Goldberg BS, M Griswold MA, C Hawley MSPH, Prof S I Hay DSc, J He MS, N J Henry BS/BA, M Holmberg BS, C Huynh BA, C Ikeda BS, C M S Irvine BA, C O Johnson PhD, S C Johnson MSc, N J Kassebaum MD, L Kemmer PhD, I A Khalil MD, J Y Kim BS, K J Krohn BA, X R Kulikoff BA, M J Kutz BS, H H Kyu PhD, P Y Liu MPH, R Lozano MD, E R Maddison BS, H Manguerra BS, I Martopullo MPH, M McGaughey BA, A Millar BA, S Minnig MS, M Mirarefin MPH, A Misganaw PhD, Prof A H Mokdad PhD, S K Mollenkopf MPH, M W Moses MHS, C Mountjoy-Venning BA, K Muller MPH, Prof M Naghavi PhD, G Nguyen MPH, M Nguyen BS, E Nichols BA, H E Olsen MA, K Ong PhD, K Paulson BS, D M Pigott DPhil, C Pinho BA, P C Rao MPH, P Reidy BA, R C Reiner Jr PhD, N Reinig BS, M B Reitsma BS, G A Roth MD, N Sadat MA, J Salama MSc, D Santomauro PhD, M T Schneider MPH, K A Shackelford BA, C Shields BS, S Shirude MPH, E L Slepak MLIS, A Sligar MPH, A Smith BA, Prof D L Smith PhD, M Smith MPA, R J D Sorensen MPH, V Srinivasan BA, J D Stanaway PhD, C Steiner MPH, B Strub BS, P J Sur BA, D O Sylte BA, T Tao BS, A Torre BS, C Troeger MPH, D Tsoi BS, R Updike AB, Prof S E Vollset DrPH, Prof T Vos PhD, Prof H A Whiteford PhD, R Woodbrook MLIS, S Yadgir BS, B Zipkin BS, Prof S S Lim PhD, Prof C J L Murray DPhil, Harborview Injury Prevention and Research Center (B E Ebel MD), Division of Hematology, Department of Medicine (C Fitzmaurice MD), Center for Health Trends and Forecasts, Institute for Health Metrics and Evaluation (Prof M B Jakovljevic PhD), University of Washington, Seattle, WA, USA (C D Blosser MD, J Leung PhD, S D Morrison MD); School of Public Health (A A Abajobir MPH, F J Charlson PhD, H E Erskine PhD, A J Ferrari PhD, J Leung PhD, D Santomauro PhD,

Prof H A Whiteford PhD), School of Dentistry (Prof R Lalloo PhD), University of Queensland, Brisbane, QLD, Australia (S R Mishra MPH); Department of Epidemiology, College of Health Sciences (M B Ahmed MPH), Jimma University, Jimma, Ethiopia (K H Abate MS, Prof T T Gebrehiwot MPH, M A Mengistie MS, S T Mereta PhD, T Wakayo MS); La Sapienza University, Rome, Italy (C Abbafati PhD); Virginia Tech, Blacksburg, VA, USA (Prof K M Abbas PhD); Department of Neurology, Cairo University, Cairo, Egypt (Prof F Abd-Allah MD); New York University Abu Dhabi, Abu Dhabi, United Arab Emirates (A M Abdulle PhD); School of Public Health, College of Health Sciences (S F Abera MSc, K G Meles MPH), School of Pharmacy (D F Berhe MS), College of Health Sciences (K E Mohammed MPH), Mekelle University, Mekelle, Ethiopia (S W Asgedom MS, T M Atey MS, B D Betsu MS, G B Hailu MSc, A Kahsay MPH, H B Mezgebe MS, K B Tuem MS); Food Security and Institute for Biological Chemistry and Nutrition, University of Hohenheim, Stuttgart, Germany (S F Abera MSc); Dupuytren University Hospital, Limoges, France (Prof V Abovans PhD); Infectious Disease Epidemiology Group, Weill Cornell Medical College in Qatar, Doha, Qatar (L J Abu-Raddad PhD); Institute of Community and Public Health, Birzeit University, Ramallah, Palestine (N M Abu-Rmeileh PhD); Olabisi Onabanjo University, Ago-Iwoye, Nigeria (I A Adedeji MS); Stellenbosch University, Cape Town, South Africa (O Adetokumboh MD, Prof S Seedat PhD, Prof C S Wiysonge PhD); CSIR - Institute of Genomics and Integrative Biology, Delhi, India (A Agrawal PhD); Department of Internal Medicine, Baylor College of Medicine, Houston, TX, USA (A Agrawal PhD); Centre for Control of Chronic Conditions (P Jeemon PhD), Indian Institute of Public Health (Prof G V S Murthy MD), Public Health Foundation of India, Gurugram, India (S Agrawal PhD, Prof L Dandona MD, Prof R Dandona PhD, G A Kumar PhD, D K Lal MD, M R Mathur PhD, Prof S Zodpey PhD); Department of Clinical Sciences Lund, Orthopedics, Clinical Epidemiology Unit, Lund University, Lund, Sweden (A Ahmad Kiadaliri PhD); Ophthalmic Research Center (H Ahmadih MD, M Yaseri PhD), School of Public Health (N Jahanmehrd PhD), Ophthalmic Epidemiology Research Center (S Safi MS), Shahid Beheshti University of Medical Sciences, Tehran, Iran; Department of Ophthalmology, Labbafinejad Medical Center, Tehran, Iran (H Ahmadih MD); University Ferhat Abbas of Setif, Setif, Algeria (A N Aichour BS); National Institute of Nursing Education, Setif, Algeria (I Aichour MS); High National School of Veterinary Medicine, Algiers, Algeria (M T Aichour MD); University of Ibadan, Ibadan, Nigeria (R O Akinyemi PhD); Newcastle University, Newcastle upon Tyne, UK (R O Akinyemi PhD); Centre for Global Child Health, The Hospital for Sick Children, Toronto, ON, Canada (N Akseer MSc, Z A Bhutta PhD, G A deVeber MD); Dalla Lana School of Public Health (N Akseer MSc), Department of Nutritional Sciences, Faculty of Medicine (A Badawi PhD), University of Toronto, Toronto, ON, Canada; Washington University in St Louis, St Louis, MO, USA (Z Al-Aly MD); Murdoch Childrens Research Institute (K Alam PhD, P Azzopardi PhD, R G Weintraub MBBS), Department of Paediatrics (P Azzopardi PhD, Prof G C Patton MD), Melbourne School of Population and Global Health (Prof A D Lopez PhD), Department of Medicine (A Meretoja PhD), Institute of Health and Ageing (Prof C E I Szoeka PhD), The University of Melbourne, Melbourne, VIC, Australia (K Alam PhD, M T Mackay PhD, M A Rahman PhD, R G Weintraub MBBS, Prof T Wijeratne MD); Sydney School of Public Health (Prof T R Driscoll PhD), Woolcock Institute of Medical Research (G B Marks PhD), The University of Sydney, Sydney, NSW, Australia (K Alam PhD, J Leigh PhD); Department of Health, Queensland, Brisbane, QLD, Australia (N Alam MAppEpid); Ministry of Health, Al Khuwair, Oman (D Alasfoor MSc); Department of Epidemiology and Biostatistics, Institute of Public Health (K A Alene MPH), University of Gondar, Gondar, Ethiopia (G A Tessema MPH); Department of Global Health, Research School of Population Health, Australian National University, Canberra, ACT, Australia (K A Alene MPH); Gastrointestinal Cancer Research Center, Mazandaran University of Medical Sciences, Sari, Iran (R Alizadeh-Navaei PhD); Luxembourg Institute of Health, Strassen, Luxembourg (A Alkerwi PhD); School of Public Health, University of Lorraine, Nancy, France (Prof F Alla PhD); Department of Public Health Sciences (P Allebeck PhD, Z Z El-Khatib PhD), Department of Medical Epidemiology and Biostatistics (Prof J J Carrero PhD, E Weiderpass PhD), Department of Neurobiology, Care Sciences and Society (NVS) (S Fereshtehnejad PhD), Karolinska Institutet, Stockholm, Sweden (R Havmoeller PhD); Joint Program of Family and Community Medicine,

Jeddah, Saudi Arabia (R Al-Raddadi PhD); Charité Universitätsmedizin, Berlin, Germany (U Alsharif MPH); King Saud University, Riyadh, Saudi Arabia (K A Altirkawi MD, B H A Sobaih MD); Universidad de Cartagena, Cartagena de Indias, Colombia (Prof N Alvis-Guzman PhD); School of Medicine (A T Amare MPH, Prof B T Baune PhD), Discipline of Psychiatry, School of Medicine (A T Olagunju MD), University of Adelaide, Adelaide, SA, Australia (G A Tessema MPH); College of Medicine and Health Sciences, Bahir Dar University, Bahir Dar, Ethiopia (A T Amare MPH); Uro-Oncology Research Center (E Amini MD, F Pishgar MD), Non-Communicable Diseases Research Center (E Amini MD, H Ebrahimi MD, F Farzadfar MD, A Khosravi PhD, F Pishgar MD), Endocrinology and Metabolism Research Center (Prof A Esteghamati MD, N Hafezi-Nejad MD, A Kasaean PhD), Center for Air Pollution Research, Institute for Environmental Research (M S Hassanvand PhD), Hematology-Oncology and Stem Cell Transplantation Research Center (A Kasaean PhD), Knowledge Utilization Research Center and Community Based Participatory Research Center (Prof R Majdzadeh PhD), Liver and Pancreaticobiliary Diseases Research Center (H Ebrahimi MD), Digestive Diseases Research Institute (Prof R Malekzadeh MD, G Roshandel PhD, S G Sepanlou PhD), Sina Trauma and Surgery Research Center (Prof V Rahimi-Movaghar MD, M Safdarian MD), Institute for Environmental Research (M Shamsipour PhD), Cancer Research Center (Prof R Shirkoohi PhD), Tehran University of Medical Sciences, Tehran, Iran (Prof M B Rokni PhD, M Yaseri PhD); Ministry of Public Health, Beirut, Lebanon (W Ammar PhD, I R Bou-Orm MD, H L Harb MPH); Department of Health Policy and Administration, (C A T Antonio MD), College of Public Health (E J A Faraon MD), University of the Philippines Manila, Manila, Philippines; Health Promotion Research Center, Department of Epidemiology and Biostatistics, Zahedan University of Medical Sciences, Zahedan, Iran (H Ansari PhD); Self-employed, Kabul, Afghanistan (P Anwari MS); University of Manitoba, Winnipeg, MB, Canada (A Artaman PhD); Nepal Health Research Council, Kathmandu, Nepal (K K Aryal MPH); University of Oslo, Oslo, Norway (K K Aryal MPH, A S Htet MPhil); Department of Medical Emergency, School of Paramedic, Qom University of Medical Sciences, Qom, Iran (H Asayesh MS); Mashhad University of Medical Sciences, Mashhad, Iran (R Assadi PhD); Centre for Clinical Global Health Education (CCGHE) (S R Atre PhD), Johns Hopkins University, Baltimore, MD, USA (B X Tran PhD); Dr D Y Patil Vidyapeeth Pune, Pune, India (S R Atre PhD); National Institute of Public Health, Cuernavaca, Mexico (L Avila-Burgos PhD, L Cahuana-Hurtado PhD, J C Campuzano PhD, I B Heredia-Pi PhD, A Jauregui MSc, R Lozano MD, J C Montañez Hernandez MSc, M J Rios Blancas MPH, Prof E E Servan-Mori MSc, L Zavala-Arciniaga MS); Institut de Recherche Clinique du Bénin (IRCB), Cotonou, Benin (E F G A Avokpaho MPH); Laboratoire d'Etudes et de Recherche-Action en Santé (LERAS Afrique), Parakou, Benin (E F G A Avokpaho MPH); Indian Institute of Public Health, Gandhinagar, India (A Wasathi PhD); Burnet Institute, Melbourne, VIC, Australia (P Azzopardi PhD); Wardliparingga Aboriginal Research Unit, South Australian Health and Medical Research Institute, Adelaide, South Australia, Australia (P Azzopardi PhD); School of Health Sciences, University of Management and Technology, Lahore, Pakistan (U Bacha PhD); Public Health Agency of Canada, Toronto, ON, Canada (A Badawi PhD); Department of Environmental Health Engineering, Sri Ramachandra University, Chennai, India (K Balakrishnan PhD); Institute of Social Medicine and Centre School of Public Health and Health Management (M M Santric Milicevic PhD), Faculty of Medicine (A Barac PhD), University of Belgrade, Belgrade, Serbia; School of Psychology, University of Auckland, Auckland, New Zealand (S L Barker-Collo PhD); Department of Global Health and Population (Prof T Barnighausen MD, J A Salomon PhD), Department of Global Health and Population, (A B Feigl ScD), Harvard T H Chan School of Public Health (E L Ding ScD), Harvard University, Boston, MA, USA; Africa Health Research Institute, Mtubatuba, South Africa (Prof T Barnighausen MD); Institute of Public Health, Heidelberg University, Heidelberg, Germany (Prof T Barnighausen MD, S Mohammed PhD); Department of Industrial Engineering, School of Engineering, Pontificia Universidad Javeriana, Bogotá, Colombia (L H Barrero ScD); Stanford University, Stanford, CA, USA (S Basu PhD); Malaria Atlas Project (K E Battle DPhil), Oxford Big Data Institute, Li Ka Shing Centre for Health Information and Discovery (E Cameron PhD, Prof S I Hay DSc, T C D Lucas PhD), Nuffield Department of Population Health (D A Bennett PhD), Nuffield Department of Medicine, NIHR Musculoskeletal Biomedical Research Centre (Prof C Cooper FMedSci), Department of Zoology (P W Gething PhD), University of Oxford, Oxford, UK (Prof V Jha DM, D J Weiss PhD); Oxford University, Ho Chi Minh City, Vietnam (J Beardsley MBChB); College of Public Health and Tropical Medicine, Jazan, Saudi Arabia (N Bedi MD); University Hospital and Medical School of Dijon, University of Burgundy, Dijon, France (Prof Y Béjot PhD); Yale University, New Haven, CT, USA (Prof M L Bell PhD, J J Huang MD); Internal Medicine Department (Prof I S Santos PhD), University of São Paulo, São Paulo, Brazil (I M Bensenor PhD, Prof P A Lotufo DrPH); College of Health Sciences, Debre Berhan University, Debre Berhan, Ethiopia (A Berhane PhD); Department of Psychiatry (Prof H W Hoek MD), University Medical Center Groningen (D F Berhe MS), University of Groningen, Groningen, Netherlands (J F M van Boven PhD); Division of Health and Social Care Research (Prof C D Wolfe MD), King's College London, London, UK (E Bernabé PhD); Carol Davila University of Medicine and Pharmacy, Bucharest, Romania (Prof M Beuran PhD, D V Davitoiu PhD, S Hostiu PhD, I Negoi PhD, R I Negoi PhD); Emergency Hospital of Bucharest, Bucharest, Romania (Prof M Beuran PhD, I Negoi PhD); College of Health and Medical Sciences (A S Beyene MPH, M M Mengesha MPH), Haramaya University, Harar, Ethiopia (L N B Bulto MS, A Geleto MPH, M D Gishu MS, K T Roba PhD, M S Shiferaw MS); Queen Elizabeth Hospital Birmingham, Birmingham, UK (N Bhala DPhil); University of Otago Medical School, Wellington, New Zealand (N Bhala DPhil); Postgraduate Institute of Medical Education and Research, Chandigarh, India (A Bhansali DM); Department of Infectious Disease Epidemiology (S Bhatt DPhil, T Fürst PhD), Department of Primary Care & Public Health (Prof A Majeed MD, M Soljak PhD), Imperial College London, London, UK (K J Foreman PhD, Prof S Rawaf MD, S Saxena MD, H Shoman MPH); Centre of Excellence in Women and Child Health, Aga Khan University, Karachi, Pakistan (Z A Bhutta PhD); IRCCS - Istituto di Ricerche Farmacologiche Mario Negri, Bergamo, Italy (E Beghi MD, B Bikbov MD, N Perico MD, Prof G Remuzzi MD); College of Health Sciences (A I Bilal MS), School of Public Health (K Deribe MPH), Addis Ababa University, Addis Ababa, Ethiopia (A Z Giref PhD, H A Hareri MS, S G Kelbore MPH, G Temam Shifa MPH, B G Woldeyes MPH); Department of Epidemiology and Public Health (Prof M Kivimaki PhD), University College London, London, UK (C Birungi MS, H Haghparast Bidgoli PhD, M R Mathur PhD); Department of Public Health (D J Boneya MPH), Debre Markos University, Debre Markos, Ethiopia (H M Bizuayehu MPH, T K Tegegne MPH, T Y Tiruye MPH); World Bank, Washington, DC, USA (D Bose PhD); University of British Columbia, Vancouver, BC, Canada (Prof M Brauer ScD, J A Kopec PhD, F Pourmalek PhD); The Ohio State University, Columbus, OH, USA (Prof N J K Breitborde PhD, M Yotebieng PhD); University of Leicester, Leicester, UK (Prof T S Brugha MD); Al Shifa Trust Eye Hospital, Rawalpindi, Pakistan (Z A Butt PhD); Department of Biostatistics and Epidemiology, University of Oklahoma Health Sciences Center, Oklahoma City, OK, USA (H Carabin PhD); Metropolitan Autonomous University, Mexico City, Mexico (R Cárdenas ScD); Colombian National Health Observatory, Instituto Nacional de Salud, Bogotá, Colombia (C A Castañeda-Orjuela MSc); Epidemiology and Public Health Evaluation Group, Public Health Department, Universidad Nacional de Colombia, Bogotá, Colombia (C A Castañeda-Orjuela MSc); Caja Costarricense de Seguro Social, San Jose, Costa Rica (Prof J Castillo Rivas MPH); Universidad de Costa Rica, San Pedro, Montes de Oca, Costa Rica (Prof J Castillo Rivas MPH); Universidad Diego Portales, Santiago, Chile (R E Castro PhD); Department of Medicine, University of Valencia, INCLIVA Health Research Institute and CIBERSAM, Valencia, Spain (F Catalá-López PhD, Prof R Tabarés-Seisdedos PhD); Clinical Epidemiology Program, Ottawa Hospital Research Institute, Ottawa, ON, Canada (F Catalá-López PhD); National Health Research Institutes, Zgunan Town, Taiwan (H Chang DrPH); National Yang-Ming University, Taipei, Taiwan (H Chang DrPH); School of Nursing, College of Medicine, National Taiwan University, Taipei, Taiwan (Prof J Chang PhD); Queensland Centre for Mental Health Research, Brisbane, QLD, Australia (F J Charlson PhD, H E Raskine PhD, A J Ferrari PhD, D Santomauro PhD, Prof H A Whiteford PhD); University of Zambia, Lusaka, Zambia (V H Chisumpa MPhil, C C Mapoma PhD); University of

Witwatersrand, Johannesburg, South Africa (V H Chisumpa MPhil); Ministry of Health, Baghdad, Iraq (A A Chitheer MD); Bispebjerg University Hospital, Copenhagen, Denmark (Prof H Christensen DMSc); Christian Medical College, Vellore, India (Prof D J Christopher MD, Prof S Varughese DM); University of Salerno, Baronissi, Italy (Prof M Cirillo MD); MRC Lifecourse Epidemiology Unit, University of Southampton, Southampton, UK (Prof C Cooper FMedSci); NIHR Biomedical Research Centre, University of Southampton and University Hospital Southampton NHS Foundation Trust, Southampton, UK (Prof C Cooper FMedSci); University of California, San Diego, La Jolla, CA, USA (M H Criqui MD); Centre for International Health, Dunedin School of Medicine (Prof J A Crump MD), University of Otago, Dunedin, New Zealand (Prof R G Poulton PhD); Guy's and St. Thomas' NHS Foundation Trust, London, UK (P I Dargan MBBS); i3S - Instituto de Investigação e Inovação em Saúde and INEB - Instituto de Engenharia Biomédica (J das Neves PhD), REQUIMTE/LAQV, Laboratório de Farmacognosia, Departamento de Química, Faculdade de Farmácia (Prof D M Pereira PhD), Faculty of Medicine (J V Santos MD), UCIBIO@REQUIMTE, Toxicology Group, Faculty of Pharmacy (J P Silva PhD), University of Porto, Porto, Portugal; Department of Medicine, School of Clinical Sciences at Monash Health (Prof A G Thrift PhD), Monash University, Melbourne, VIC, Australia (Prof B de Courten PhD); Ghent University, Ghent, Belgium (H De Steur PhD); National Drug and Alcohol Research Centre (Prof L Degenhardt PhD), Brien Holden Vision Institute and School of Optometry and Vision Science (Prof S Resnikoff MD), University of New South Wales, Kensington, NSW, Australia (Prof P B Mitchell MD); Brighton and Sussex Medical School, Brighton, UK (K Deribe MPH); Undersecretary for Research & Technology (S Djalalinia PhD), Ministry of Health & Medical Education (B Eshrati PhD), Tehran, Iran; Institute for Global Health Innovations, Duy Tan University, Da Nang, Vietnam (H P Do MSc, C T Nguyen MSc, Q L Nguyen MD, T H Nguyen MSc, V M Nong MSc); Department of Social Medicine, Faculty of Public Health, Medical University - Varna, Varna, Bulgaria (K Dokova PhD); University of Cape Coast, Cape Coast, Ghana (D T Doku PhD); University of Tampere, Tampere, Finland (D T Doku PhD); University of Rochester Medical Center, Rochester, NY, USA (E R Dorsey MD); International Institute for Population Sciences, Mumbai, India (M Dubey MPhil, A Kastor MPhil, B K Panda MPhil, M H U Rahman MPhil, Prof U Ram PhD); Federal University of Rio Grande do Sul, Porto Alegre, Brazil (B B Duncan PhD, C Kieling MD, Prof M I Schmidt MD); University of North Carolina, Chapel Hill, NC, USA (B B Duncan PhD); Department of Global Health and Social Medicine, Harvard Medical School, Kigali, Rwanda (Z Z El-Khatib PhD); School of Public Health and Health Sciences Research Center, Sari, Iran (Prof A Enayati PhD); Arba Minch University, Arba Minch, Ethiopia (A Y Endries MPH, G Temam Shifa MPH); The Institute of Social and Economic Studies of Population, Russian Academy of Sciences, Moscow, Russia (Prof S P Ermakov DSc); Federal Research Institute for Health Organization and Informatics, Ministry of Health of the Russian Federation, Moscow, Russia (Prof S P Ermakov DSc); Arak University of Medical Sciences, Arak, Iran (B Eshrati PhD); Multiple Sclerosis Research Center, Tehran, Iran (S Eskandarieh PhD); Department of Health, Manila, Philippines (E J A Faraon MD); DGS Directorate General of Health, Lisboa, Portugal (C S E S Farinha MSc); Universidade Aberta, Lisboa, Portugal (C S E S Farinha MSc); Federal University of Sergipe, Aracaju, Brazil (Prof A Faro PhD); Doctor Evidence, Santa Monica, CA, USA (M S Fazeli MD); National Institute for Stroke and Applied Neurosciences, Auckland University of Technology, Auckland, New Zealand (V L Feigin PhD); CBQF - Center for Biotechnology and Fine Chemistry - Associate Laboratory, Faculty of Biotechnology, Catholic University of Portugal, Porto, Portugal (J C Fernandes PhD); Wollega University, Nekemte, Ethiopia (T R Feyissa MPH); Kaiser Permanente, Fontana, CA, USA (I Filip MD); School of Public Health, Bielefeld University, Bielefeld, Germany (F Fischer PhD); Fred Hutchinson Cancer Research Center, Seattle, WA, USA (C Fitzmaurice MD); Institute of Gerontology, Academy of Medical Science, Kyiv, Ukraine (N Foigt PhD); James Cook University, Townsville, QLD, Australia (R C Franklin PhD); Department of Epidemiology and Public Health (T Fürst PhD), Swiss Tropical and Public Health Institute, Basel, Switzerland (C K Karema MSc); University of Basel, Basel, Switzerland (T Fürst PhD); Faculdade de Medicina de Ribeirão Preto, Universidade de São Paulo, Ribeirão Preto, Brazil (J M Furtado MD); Manhiça Health Research Center, Manhiça, Mozambique (A L Garcia-Basteiro MSc); Barcelona Institute for Global Health, Barcelona, Spain (A L Garcia-Basteiro MSc); Division of Human Nutrition, Wageningen University, Wageningen, Netherlands (J M Geleijnse PhD); University of Newcastle, Newcastle, NSW, Australia (A Geleto MPH); Madda Walabu University, Bale Goba, Ethiopia (B L Gemechu MPH); The Peter Doherty Institute for Infection and Immunity, The University of Melbourne & The Royal Melbourne Hospital, Melbourne, VIC, Australia (K B Gibney MBBS); Warwick Medical School, University of Birmingham, Birmingham, UK (Prof P S Gill DM); Howard University, Washington, DC, USA (R F Gillum MD); Kersa Health and Demographic Surveillance System, Harar, Ethiopia (M D Gishu MS); IRCCS - Istituto di Ricerche Farmacologiche Mario Negri, Milan, Italy (G Giussani BiolD); University of Massachusetts Boston, Boston, MA, USA (Prof P N Gona PhD); Instituto de Investigaciones Científicas y Servicios de Alta Tecnología - INDICASAT-AIP, Ciudad del Saber, Panama (A Goodridge PhD); Department of Health and Social Affairs, Government of the Federated States of Micronesia, Palikir, Federated States of Micronesia (S V Gopalani MPH); Organisation for Economic Co-operation and Development, Paris, France (Y Goryakin PhD); Departments of Microbiology and Epidemiology & Biostatistics, Saint James School of Medicine, The Quarter, Anguilla (Prof H C Gugnani PhD); Eternal Heart Care Centre and Research Institute, Jaipur, India (R Gupta PhD); Montefiore Medical Center, Bronx, NY, USA (T Gupta MD); Albert Einstein College of Medicine, Bronx, NY, USA (T Gupta MD, Prof H D Hosgood PhD); Department of Anthropology, University of Delhi, Delhi, India (V Gupta PhD); Kiltie Awlalo Health and Demographic Surveillance System, Mekelle, Ethiopia (G B Hailu MSc); Arabian Gulf University, Manama, Bahrain (Prof R R Hamadeh DPhil); Wayne County Department of Health and Human Services, Detroit, MI, USA (M Hammami MD); School of Medicine and Pharmacology, University of Western Australia, Perth, WA, Australia (Prof G J Hankey MD); Harry Perkins Institute of Medical Research, Nedlands, WA, Australia (Prof G J Hankey MD); Western Australian Neuroscience Research Institute, Nedlands, WA, Australia (Prof G J Hankey MD); School of Public Health (D Hendrie PhD), Centre for Population Health (T R Miller PhD), Curtin University, Perth, WA, Australia; Department of Epidemiology, Mailman School of Public Health, Columbia University, New York, NY, USA (Prof H W Hoek MD); Department of Pulmonology, Yokohama City University Graduate School of Medicine, Yokohama, Japan (N Horita MD); Public Health Division, The Pacific Community, Noumea, New Caledonia (D G Hoy PhD); Department of Epidemiology, Salah Azaiz Institute, Tunis, Tunisia (Prof M Hsairi MD); International Relations Division, Ministry of Health, Nay Pyi Taw, Myanmar (A S Htet MPhil); Cambridge Health Alliance, Cambridge, MA, USA (H Huang MD); National Centre for Register-Based Research, Aarhus School of Business and Social Sciences (Prof J J McGrath PhD), Aarhus University, Aarhus, Denmark (K M Iburg PhD); Division of Cohort Consortium Research, Epidemiology and Prevention Group, Center for Public Health Sciences, National Cancer Center, Tokyo, Japan (M Inoue MD); Department of Global and Community Health, George Mason University, Fairfax, VA, USA (K H Jacobsen PhD); Faculty of Medical Sciences, University of Kragujevac, Kragujevac, Serbia (Prof M B Jakovljevic PhD); University of Aberdeen, Aberdeen, UK (M Javanbakht PhD); Centre for Chronic Disease Control, New Delhi, India (P Jeemon PhD); The George Institute for Global Health, New Delhi, India (Prof V Jha DM); International Center for Research on Women, New Delhi, India (D John MPH); Department of Ophthalmology, Medical Faculty Mannheim, Ruprecht-Karls-Universität Heidelberg, Mannheim, Germany (Prof J B Jonas MD); Institute of Family Medicine and Public Health, University of Tartu, Tartu, Estonia (M Jürissoon MD); University College Cork, Cork, Ireland (Z Kabir PhD); London School of Economics and Political Science, London, UK (R Kadel MPH); CSIR - Indian Institute of Toxicology Research, Lucknow, India (R Kamal MSc, C N Kesavachandran PhD); Epidemiological and Statistical Methods Research Group, Helmholtz Centre for Infection Research, Braunschweig, Germany (A Karch MD); Hannover-Braunschweig Site, German Center for Infection Research, Braunschweig, Germany (A Karch MD); Quality and Equity Health Care, Kigali, Rwanda (C K Karema MSc); Department of Anesthesiology & Pain Medicine, Seattle Children's Hospital, Seattle, WA, USA (N J Kassebaum MD); MRC/CSO Social & Public Health Sciences Unit, University of Glasgow, Glasgow, UK (S V Katikireddi PhD); School of Public Health (Prof N Kawakami MD), University of Tokyo, Tokyo, Japan (K Shibuya MD); Institute of Tropical and Infectious Diseases, Nairobi, Kenya (P N Keiyoro PhD); School of Continuing and Distance Education,

Nairobi, Kenya (P N Keiyoro PhD); UKZN Gastrointestinal Cancer Research Centre (Prof B Sartorius PhD), South African Medical Research Council, Cape Town, South Africa (A P Kengne PhD); Department of Psychiatry (Prof D J Stein PhD), University of Cape Town, Cape Town, South Africa (A P Kengne PhD, J J N Noubiap MD); Department of Community Medicine, Public Health and Family Medicine, Jordan University of Science and Technology, Irbid, Jordan (Prof Y S Khader ScD); Health Services Academy, Islamabad, Pakistan (E A Khan MD); Department of Health Policy and Management, Seoul National University College of Medicine, Seoul, South Korea (Prof Y Khang MD); Institute of Health Policy and Management, Seoul National University Medical Center, Seoul, South Korea (Prof Y Khang MD); Iranian Ministry of Health and Medical Education, Tehran, Iran (A Khosravi PhD); Department of Nutrition and Health Science, Ball State University, Muncie, IN, USA (J Khubchandani PhD); Hospital de Clinicas de Porto Alegre, Porto Alegre, Brazil (C Kielsing MD); Department of Health Sciences, Northeastern University, Boston, MA, USA (Prof D Kim DrPH); School of Medicine, Xiamen University Malaysia Campus, Sepang, Malaysia (Y J Kim PhD); Simmons College, Boston, MA, USA (R W Kimokoti MD); Centre for Research and Action in Public Health, University of Canberra, Canberra, ACT, Australia (Y Kinfu PhD); Oslo University, Oslo, Norway (Prof A Kisa PhD); Institute of Public Health, Faculty of Health Sciences (R Topor-Madry PhD), Jagiellonian University Medical College, Krakow, Poland (K A Kissimova-Skarbek PhD); Clinicum, Faculty of Medicine (Prof M Kivimaki PhD), Finnish Institute of Occupational Health, Work Organizations, Work Disability Program, Department of Public Health, Faculty of Medicine (R Shiri PhD), University of Helsinki, Helsinki, Finland (T J Meretoja PhD); Department of Preventive Cardiology, National Cerebral and Cardiovascular Center, Suita, Japan (Y Kokubo PhD); Center for Community Empowerment, Health Policy and Humanities, National Institute of Health Research & Development, Jakarta, Indonesia (S Kosen MD); Sher-i-Kashmir Institute of Medical Sciences, Srinagar, India (Prof P A Koul MD); Research and Development Unit, Parc Sanitari Sant Joan de Deu (CIBERSAM), Barcelona, Spain (A Koyanagi MD); Research Center of Neurology, Moscow, Russia (M Kravchenko PhD, Prof M A Piradov DSc); Department of Social and Preventive Medicine, School of Public Health and Department of Demography and Public Health Research Institute, University of Montreal, Montreal, QC, Canada (Prof B Kuate Defo PhD); Institute of Public Health, Hacettepe University, Ankara, Turkey (B Kucuk Bicer PhD); Help Me See, Inc, New York, NY, USA (V C Lansingh PhD); Instituto Mexicano de Oftalmologia, Queretaro, Mexico (V C Lansingh PhD); Department of Medical Sciences, Uppsala University, Uppsala, Sweden (Prof A Larsson PhD); ISGlobal, Hospital Clinic, University of Barcelona, Barcelona, Spain (Prof J V Lazarus PhD); CHIP, Rigshospitalet (Prof J V Lazarus PhD), Department of Neurology, Rigshospitalet (T Truelsen DMSc), University of Copenhagen, Copenhagen, Denmark; Hong Kong Polytechnic University, Hong Kong, China (P H Lee PhD); State University of New York, Albany, Rensselaer, NY, USA (R Leung PhD); Tuscany Regional Centre for Occupational Injuries and Diseases, Florence, Italy (M Levi PhD); San Francisco VA Medical Center, San Francisco, CA, USA (Y Li PhD); Samara University, Samara, Ethiopia (M L Liben MPH); University of Haifa, Haifa, Israel (Prof S Linn MD); National Center for Chronic and Noncommunicable Disease Control and Prevention, Chinese Center for Disease Control and Prevention, Beijing, China (S Liu PhD, P Ye MPH); All India Institute of Medical Sciences, New Delhi, India (R Lodha MD, Prof R Malhotra MS, A Roy DM, R Sagar MD, Prof N Tandon PhD); University of Bristol, Bristol, UK (K J Looker PhD); Institute of Nutrition, Friedrich Schiller University Jena, Jena, Germany (Prof S Lorkowski PhD); Aintree University Hospital National Health Service Foundation Trust, Liverpool, UK (R Lunevicius PhD); School of Medicine, University of Liverpool, Liverpool, UK (R Lunevicius PhD); Competence Cluster for Nutrition and Cardiovascular Health (nutriCARD) Halle-Jena-Leipzig, Jena, Germany (Prof S Lorkowski PhD); Royal Children's Hospital Melbourne, Melbourne, VIC, Australia (M T Mackay PhD); Mansoura Faculty of Medicine, Mansoura, Egypt (H Magdy Abd El Razek MBChB); Aswan University Hospital, Aswan Faculty of Medicine, Aswan, Egypt (M Magdy Abd El Razek MBChB); Faculty of Health Sciences and Social Work, Department of Public Health, Trnava University, Trnava, Slovakia (M Majdan PhD); National Institute of Health Research, Tehran, Iran (Prof R Majdzadeh PhD); Universidade Federal de Minas Gerais, Belo Horizonte, Brazil (Prof D C Malta PhD); The University of Queensland, Brisbane, QLD, Australia (Prof A A Mamun PhD); University of Milano Bicocca, Monza, Italy (Prof L G Mantovani DSc); Ethiopian Public Health Association, Addis Ababa, Ethiopia (T Manyazewal PhD, Y L Tarekegn MS); Department of Physics and Atmospheric Science (A van Donkelaar PhD), Dalhousie University, Halifax, NS, Canada (Prof R V Martin PhD); Hospital Universitario Doctor Peset, Valencia, Spain (J Martinez-Raga PhD, M Tortajada PhD); CEU Cardinal Herrera University, Moncada, Spain (J Martinez-Raga PhD); Federal Institute of Education, Science and Technology of Ceará, Caucaia, Brazil (F R Martins-Melo PhD); Key State Laboratory of Molecular Developmental Biology, Institute of Genetics and Developmental Biology, Chinese Academy of Sciences, Beijing, China (M Mazidi PhD); University Hospitals Bristol NHS Foundation Trust, Bristol, UK (C McAlinden PhD); Public Health Wales, Swansea, UK (C McAlinden PhD); Queensland Centre for Mental Health Research, The Park Centre for Mental Health, Wacol, QLD, Australia (Prof J J McGrath PhD); Queensland Brain Institute (Prof J J McGrath PhD), University of Queensland, Brisbane, QLD, Australia (S R Mishra MPH); London School of Hygiene and Tropical Medicine, London, UK (Prof M McKee DSc, Prof G V S Murthy MD); Ipas Nepal, Kathmandu, Nepal (S Mehata PhD); Janakpuri Superspecialty Hospital, New Delhi, India (Prof M M Mehndiratta DM); Martin Luther University Halle-Wittenberg, Halle (Saale), Germany (T Meier PhD); Saudi Ministry of Health, Riyadh, Saudi Arabia (Prof Z A Memish MD); College of Medicine, Alfaisal University, Riyadh, Saudi Arabia (Prof Z A Memish MD); United Nations Population Fund, Lima, Peru (W Mendoza MD); Center for Translational Research and Implementation Science, National Heart, Lung, and Blood Institute, National Institutes of Health, Bethesda, MD, USA (G A Mensah MD); Department of Epidemiology and Health Monitoring, Robert Koch Institute, Berlin, Germany (G B M Mensink PhD); Department of Neurology (A Meretoja PhD), Comprehensive Cancer Center, Breast Surgery Unit (T J Meretoja PhD), Helsinki University Hospital, Helsinki, Finland; Friedman School of Nutrition Science and Policy (R Micha PhD), Tufts University, Boston, MA, USA (P Shi PhD); Pacific Institute for Research & Evaluation, Calverton, MD, USA (T R Miller PhD); Hunger Action Los Angeles, Los Angeles, CA, USA (M Mirarefin MPH); Kyrgyz State Medical Academy, Bishkek, Kyrgyzstan (Prof E M Mirrakhimov PhD); National Center of Cardiology and Internal Disease, Bishkek, Kyrgyzstan (Prof E M Mirrakhimov PhD); Nepal Development Society, Chitwan, Nepal (S R Mishra MPH); University of Salahaddin, Erbil, Iraq (K A Mohammad PhD); ISHIK University, Erbil, Iraq (K A Mohammad PhD); Health Systems and Policy Research Unit (S Mohammed PhD), Ahmadu Bello University, Zaria, Nigeria (M B Sufiyan MBA); Narayana Health, Bangalore, India (Prof M B V Mohan MD); Institute for Maternal and Child Health, IRCCS "Burlo Garofolo," Trieste, Italy (L Monasta DSc, M Montico MSc); Department of Community Medicine, Preventive Medicine and Public Health Research Center, Gastrointestinal and Liver Disease Research Center (GILDRC), Iran University of Medical Sciences, Tehran, Iran (M Moradi-Lakeh MD); Lancaster Medical School, Lancaster University, Lancaster, UK (P Moraga PhD); International Laboratory for Air Quality and Health, Queensland University of Technology, Brisbane, QLD, Australia (L Morawska PhD); Competence Center Mortality-Follow-Up of the German National Cohort (A Werdecker PhD), Federal Institute for Population Research, Wiesbaden, Germany (Prof U O Mueller PhD, R Westerman PhD); School of Medical Sciences, University of Science Malaysia, Kubang Kerian, Malaysia (K I Musa MD); International Centre for Diarrhoeal Disease Research, Bangladesh (icddr), Dhaka, Bangladesh (A Naheed PhD, S M Shariful Islam PhD); Public Health Medicine, School of Nursing and Public Health (Prof B Sartorius PhD), Discipline of Public Health Medicine, School of Nursing and Public Health (B Yakob PhD), University of KwaZulu-Natal, Durban, South Africa (Prof K S Naidoo PhD); Suraj Eye Institute, Nagpur, India (V Nangia MD); Madras Medical College, Chennai, India, India (Prof G Natarajan DM); Department of Public Health, Semarang State University, Semarang City, Indonesia (D N A Ningrum MPH); Graduate Institute of Biomedical Informatics, College of Medical Science and Technology, Taipei Medical University, Taipei City, Taiwan (D N A Ningrum MPH); National Institute of Public Health, Saitama, Japan (M Nomura PhD); Department of Global Public Health and Primary Care (Prof S E Vollset DrPH), University of Bergen, Bergen, Norway (Prof O F Norheim PhD); Medical Diagnostic Centre, Yaounde, Cameroon (J J N Noubiap MD); Center for Research on

Population and Health, Faculty of Health Sciences, American University of Beirut, Beirut, Lebanon (Prof C M Obermeyer DSc); Centre for Health Research (F A Ogbo MPH), Western Sydney University, Penrith, NSW, Australia (Prof A M N Renzaho PhD); Department of Preventive Medicine, School of Medicine, Kyung Hee University, Seoul, South Korea (Prof I Oh PhD); Human Sciences Research Council (HSRC), South Africa and University of KwaZulu-Natal, Durban, South Africa (O Oladimeji MS); Department of Psychiatry, College of Medicine, University of Lagos, Lagos, Nigeria (A T Olagunju MD); Department of Psychiatry, Lagos University Teaching Hospital, Lagos, Nigeria (A T Olagunju MD); McMaster University, Hamilton, ON, Canada (T O Olagunju MD); Department of Clinical Neurological Sciences (L A Sposato MD), Western University, London, ON, Canada (T O Olagunju MD); Universidad Autonoma de Chile, Talca, Chile (Prof P R Olivares PhD); Center for Healthy Start Initiative, Lagos, Nigeria (B O Olusanya PhD, J O Olusanya MBA); University of Arizona, Tucson, AZ, USA (Prof E Oren PhD); IIS-Fundacion Jimenez Diaz-UAM, Madrid, Spain (Prof A Ortiz PhD); Department of Medicine, Ibadan, Nigeria (M O Owolabi Dr Med); Blossom Specialist Medical Center, Ibadan, Nigeria (M O Owolabi Dr Med); JSS Medical College, JSS University, Mysore, India (Prof M PA DNB); Bucharest University of Economic Studies, Bucharest, Romania (A Pana MPH); Department of Ophthalmology, Medical Faculty Mannheim, University of Heidelberg, Mannheim, Germany (S Panda-Jonas MD); Charité University Medicine Berlin, Berlin, Germany (C Papachristou PhD); Department of Medical Humanities and Social Medicine, College of Medicine, Kosin University, Busan, South Korea (E Park PhD); Flinders University, Adelaide, SA, Australia (Prof K Pesudovs PhD); Health Metrics Unit, University of Gothenburg, Gothenburg, Sweden (Prof M Petzold PhD); University of the Witwatersrand, Johannesburg, South Africa (Prof M Petzold PhD); Shanghai Jiao Tong University School of Medicine, Shanghai, China (Prof M R Phillips MD); Emory University, Atlanta, GA, USA (Prof M R Phillips MD); Durban University of Technology, Durban, South Africa (J D Pillay PhD); Non-Communicable Diseases Research Center, Alborz University of Medical Sciences, Karaj, Iran (M Qorbani PhD); A T Still University, Kirksville, MO, USA (A Radfar MD); Contech International Health Consultants, Lahore, Pakistan (A Rafay MS); Contech School of Public Health, Lahore, Pakistan (A Rafay MS); Research and Evaluation Division, BRAC, Dhaka, Bangladesh (M Rahman PhD); La Trobe University, Melbourne, VIC, Australia (M A Rahman PhD); Society for Health and Demographic Surveillance, Suri, India (R K Rai MPH); ERAWEB Program, University for Health Sciences, Medical Informatics and Technology, Hall in Tirol, Austria (S Rajscik MD); Department of Preventive Medicine, Wonju College of Medicine, Yonsei University, Wonju, South Korea (C L Ranabhat PhD); Health Science Foundation and Study Center, Kathmandu, Nepal (C L Ranabhat PhD); Azienda Socio-Sanitaria Territoriale, Papa Giovanni XXIII, Bergamo, Italy (Prof G Remuzzi MD); Department of Biomedical and Clinical Sciences "L Sacco," University of Milan, Milan, Italy (Prof G Remuzzi MD); Research Center for Environmental Determinants of Health, School of Public Health, Kermanshah University of Medical Sciences, Kermanshah, Iran (S Rezaei PhD); Campus MAR, Barcelona Biomedical Research Park (PRBB), ISGlobal Instituto de Salud Global de Barcelona, Barcelona, Spain (D Rojas-Rueda PhD); Golestan Research Center of Gastroenterology and Hepatology, Golestan University of Medical Sciences, Gorgan, Iran (G Roshandel PhD); Universidad Tecnica del Norte, Ibarra, Ecuador (E Rubagotti PhD); Managerial Epidemiology Research Center, Department of Public Health, School of Nursing and Midwifery, Maragheh University of Medical Sciences, Maragheh, Iran (S Safiri PhD); Faculty of Science, Ain Shams University, Cairo, Egypt (A M Samy PhD); J Edwards School of Medicine (J R Sanabria MD), Department of Public Health (M Sawhney PhD), Marshall University, Huntington, WV, USA; Case Western Reserve University, Cleveland, OH, USA (J R Sanabria MD); Department of Community Medicine, Information and Health Decision Sciences, Center for Health Technology and Services Research - CINTESIS, Porto, Portugal (J V Santos MD); Centre of Advanced Study in Psychology, Utkal University, Bhubaneswar, India (M Satpathy PhD); Bayer Turkey, Istanbul, Turkey (M I Saylan PhD); Federal University of Santa Catarina, Florianópolis, Brazil (I J C Schneider PhD); Division of Clinical Epidemiology and Ageing Research, German Cancer Research Center, Heidelberg, Germany (B Schöttker MPH); Institute of Health Care and Social Sciences, FOM University, Essen, Germany (B Schöttker MPH); Hypertension in Africa Research Team (HART), North-West University, Potchefstroom, South Africa (Prof A E Schutte PhD); UKZN Gastrointestinal Cancer Research Centre (Prof B Sartorius PhD), South African Medical Research Council, Potchefstroom, South Africa (Prof A E Schutte PhD); University of Alabama at Birmingham, Birmingham, AL, USA (D C Schwebel PhD, J A Singh MD); Charité Berlin, Berlin, Germany (F Schwendicke PhD); Department of Public Health, An-Najah University, Nablus, Palestine (A Shaheen PhD); Tufts Medical Center, Boston, MA, USA (Prof S Shahraz PhD); Independent Consultant, Karachi, Pakistan (M A Shaikh MD); Department of Medical Surgical Nursing, School of Nursing and Midwifery, Hamadan University of Medical Sciences, Hamadan, Iran (M Shamsizadeh MPH); The George Institute for Global Health, Sydney, NSW, Australia (S M Shariful Islam PhD); Ministry of Health, Thimphu, Bhutan (J Sharma MPH); Indian Institute of Technology Ropar, Rupnagar, India (R Sharma MA); Department of Pulmonary Medicine, Zhongshan Hospital, Fudan University, Shanghai, China (J She MD); National Institute of Infectious Diseases, Tokyo, Japan (M Shigematsu PhD); Sandia National Laboratories, Albuquerque, NM, USA (M Shigematsu PhD); Department of Public Health Sciences (Prof M Shin PhD), Department of Preventive Medicine, College of Medicine (S Yoon PhD), Korea University, Seoul, South Korea; Washington State University, Spokane, WA, USA (K Shishani PhD); Harvard Medical School, Boston, MA, USA (M G Shrimme MD); University of Pennsylvania, Philadelphia, PA, USA (D H Silberberg MD); Federal University of Santa Catarina, Florianópolis, Brazil (D A S Silva PhD); Brasília University, Brasília, Brazil (D G A Silveira MD); Asthma Bhawan, Jaipur, India (V Singh MD); School of Preventive Oncology, Patna, India (D N Sinha PhD); WHO FCTC Global Knowledge Hub on Smokeless Tobacco, National Institute of Cancer Prevention, Noida, India (D N Sinha PhD); Hywel Dda University Health Board, Carmarthen, UK (E Skiadaresi MD); Bristol Eye Hospital, Bristol, UK (E Skiadaresi MD); King Khalid University Hospital, Riyadh, Saudi Arabia (B H A Sobaih MD); University of Yaoundé, Yaoundé, Cameroon (Prof E Sobngwi PhD); Yaoundé Central Hospital, Yaoundé, Cameroon (Prof E Sobngwi PhD); Dartmouth College, Hanover, NH, USA (S Soneji PhD); Department of Community Medicine, International Medical University, Kuala Lumpur, Malaysia (C T Sreeramareddy MD); South African Medical Research Council Unit on Anxiety & Stress Disorders, Cape Town, South Africa (Prof D J Stein PhD); Department of Dermatology, University Hospital Muenster, Muenster, Germany (S Steinke DrMed); Deakin University, Burwood, VIC, Australia (Prof M A Stokes PhD); Ministry of Health, Kingdom of Saudi Arabia, Riyadh, Saudi Arabia (R Suliankatchi Abdulkader MD); Muhimbili University of Health and Allied Sciences, Dar es Salaam, Tanzania (B F Sunguya PhD); Indian Council of Medical Research, New Delhi, India (S Swaminathan PhD); Departments of Criminology, Law & Society, Sociology, and Public Health, University of California, Irvine, Irvine, CA, USA (Prof B L Sykes PhD); Griffith University, Gold Coast, QLD, Australia (S K Tadakamadla PhD); New York Medical Center, Valhalla, NY, USA (M Tavakkoli MD); Instituto Superior de Ciências da Saúde Egas Moniz, Almada, Portugal (Prof N Taveira PhD); Faculty of Pharmacy, Universidade de Lisboa, Lisboa, Portugal (Prof N Taveira PhD); Department of Anesthesiology, University of Virginia, Charlottesville, VA, USA (A S Terkawi MD); Department of Anesthesiology, King Fahad Medical City, Riyadh, Saudi Arabia (A S Terkawi MD); Outcomes Research Consortium (A S Terkawi MD), Cleveland Clinic, Cleveland, OH, USA (Prof E M Tuzcu MD); School of Public Health, Post Graduate Institute of Medical Education and Research, Chandigarh, India (Prof J Thakur MD); Sree Chitra Tirunal Institute for Medical Sciences and Technology, Trivandrum, Thiruvananthapuram, India (Prof K R Thankappan MD); National Center for Child Health and Development, Tokyo, Japan (R Tobe-Gai PhD); Faculty of Health Sciences, Wrocław Medical University, Wrocław, Poland (R Topor-Madry PhD); School of Medicine, University of Valencia, Valencia, Spain (M Tortajada PhD); Hanoi Medical University, Hanoi, Vietnam (B X Tran PhD); Parc Sanitari Sant Joan de Déu, Fundació Sant Joan de Déu, Universitat de Barcelona, CIBERSAM, Barcelona, Spain (S Tyrovolas PhD); Department of Internal Medicine, Federal Teaching Hospital, Abakaliki, Nigeria (K N Ukwaja MD); Ebonyi State University, Abakaliki, Nigeria (C J Uneke PhD); Warwick Medical School, University of Warwick, Coventry, UK (O A Uthman PhD); UKK Institute for Health Promotion Research, Tampere, Finland (Prof T Vasankari PhD); Raffles Neuroscience Centre, Raffles Hospital, Singapore, Singapore

(N Venketasubramanian MBBS); Weill Cornell Medical College, New York, NY, USA (R Vidavalur MD); University of Bologna, Bologna, Italy (Prof F S Violante MD); Federal Research Institute for Health Organization and Informatics, Moscow, Russia (S K Vladimirov PhD); National Research University Higher School of Economics, Moscow, Russia (Prof V V Vlassov MD); Center for Disease Burden, Norwegian Institute of Public Health, Bergen, Norway (Prof S E Vollset DrPH); Wolaita Sodo University, Wolaita Sodo, Ethiopia (F Wadilo MS); VA Medical Center, Washington, DC, USA (M T Wallin MD); Neurology Department, Georgetown University, Washington, DC, USA (M T Wallin MD); University of São Paulo Medical School, São Paulo, Brazil (Y Wang PhD); McGill University, Ottawa, ON, Canada (S Weichenthal PhD); Department of Research, Cancer Registry of Norway, Institute of Population-Based Cancer Research, Oslo, Norway (E Weiderpass PhD); Department of Community Medicine, Faculty of Health Sciences, University of Tromsø, The Arctic University of Norway, Tromsø, Norway (E Weiderpass PhD); Genetic Epidemiology Group, Folkhälsan Research Center, Helsinki, Finland (E Weiderpass PhD); Royal Children's Hospital, Melbourne, VIC, Australia (R G Weintraub MBBS); German National Cohort Consortium, Heidelberg, Germany (R Westerman PhD); Western Health, Footscray, VIC, Australia (Prof T Wijeratne MD); South African Medical Research Council, Cochrane South Africa, Cape Town, South Africa (Prof C S Wiyongse PhD); National Institute for Health Research Comprehensive Biomedical Research Centre, Guy's & St. Thomas' NHS Foundation Trust and King's College London, London, UK (Prof C D Wolfe MD); St. John's Medical College and Research Institute, Bangalore, India (Prof D Xavier MD); Department of Neurology, Jinling Hospital, Nanjing University School of Medicine, Nanjing, China (Prof G Xu PhD); Global Health Research Center, Duke Kunshan University, Kunshan, China (Prof L L Yan PhD); Department of Preventive Medicine, Northwestern University, Chicago, IL, USA (Y Yano MD); Mizan Tepi University, Mizan Teferi, Ethiopia (H H Yimam MPH); Social Work and Social Administration Department (Prof P Yip PhD), The Hong Kong Jockey Club Centre for Suicide Research and Prevention (Prof P Yip PhD), University of Hong Kong, Hong Kong, China; Department of Biostatistics, School of Public Health, Kyoto University, Kyoto, Japan (N Yonemoto MPH); School of Public Health, University of Kinshasa, Kinshasa, Democratic Republic of the Congo (M Yotebieng PhD); Jackson State University, Jackson, MS, USA (Prof M Z Younis DrPH); University Hospital of Setif, Setif, Algeria (Prof Z Zaidi DSc); Faculty of Medicine, Mansoura University, Mansoura, Egypt (Prof M E Zaki PhD); University of Texas School of Public Health, Houston, TX, USA (X Zhang MS); and MD Anderson Cancer Center, Houston, TX, USA (X Zhang MS).

#### Contributors

Please see the appendix 1 for more detailed information about individual authors' contributions to the research, divided into the following categories: managing the estimation process; writing the first draft of the manuscript; providing data or critical feedback on data sources; developing methods or computational machinery; applying analytical methods to produce estimates; providing critical feedback on methods or results; drafting the work or revising it critically for important intellectual content; extracting, cleaning, or cataloguing data; designing or coding figures and tables; and managing the overall research enterprise.

#### Declaration of interests

Laith J Abu-Raddad acknowledges the support of Qatar National Research Fund (NPRP 9-040-3-008) who provided the main funding for generating the data provided to the GBD effort. Anurag Agrawal acknowledges the Wellcome Trust DBT India Alliance fellowship. Ashish Awasthi received financial support from Department of Science and Technology, Government of India through INSPIRE Faculty program. Alaa Badawi acknowledges the Public Health Agency of Canada. The scientific work of Aleksandra Barac is part of the Project No. III45005 granted by Ministry of Education, Science and Technological Development of the Republic of Serbia. Till Bärnighausen is funded by the Alexander von Humboldt Foundation through the Alexander von Humboldt Professorship endowed by the German Federal Ministry of Education and Research; he is also supported by the Wellcome Trust, the European Commission, the Clinton Health Access Initiative and NICHD of NIH [R01-HD084233], NIAID of NIH [R01-AI124389 and R01-AI112339] and FIC of NIH [D43-TW009775]. Dr Yannick Béjot reports grants and personal fees from AstraZeneca and Boehringer-Ingelheim, and personal fees from Daiichi-Sankyo, Pfizer-

BMS, MSD, Bayer, and Covidem, outside the submitted work. Boris Bikbov has received funding from the European Union's Horizon 2020 research and innovation programme under Marie Skłodowska-Curie grant agreement No. 703226. Boris Bikbov acknowledges that work related to this paper has been done on the behalf of the GBD Genitourinary Disease Expert Group. Cyrus Cooper reports consultancy fees from Alliance for Better Bond Health, Amgen, Eli Lilly, GlaxoSmithKline, Medtronic, Merck, Novartis, Pfizer, Roche, Servier, Takeda, and UCB. José das Neves was supported in his contribution to this work by a Fellowship from Fundação para a Ciência e a Tecnologia, Portugal (SFRH/BPD/92934/2013). Barbara de Courten is supported by National Heart Foundation Future Leader Fellowship (100864). Kebede Deribe is funded by a Wellcome Trust Intermediate Fellowship in Public Health and Tropical Medicine, grant number 201900. Mir Sohail Fazeli reports personal fees from Doctor Evidence LLC, outside the submitted work. Joao Fernandes is supported by FCT - Fundação para a Ciência e a Tecnologia (Grant number UID/Multi/50016/2013). Katherine Gibney is supported by an Australian National Health and Medical Research Council (NHMRC) early career fellowship. Amador Goodridge acknowledges Sistema Nacional de Investigación (SNI) de Panamá & Secretaría Nacional de Ciencia, Tecnología e Innovación (SENACYT). Simon I Hay is funded by grants from the Bill & Melinda Gates Foundation (OPP1106023, OPP1119467, OPP1093011, and OPP1132415). Manami Inoue was the beneficiary of a financial contribution from the AXA Research Fund as chair-holder of the AXA Department of Health and Human Security, Graduate School of Medicine, The University of Tokyo. The AXA Research Fund had no role in this work. Shariful Islam has received a postdoctoral research fellowship from the George Institute for Global Health and career transition grants from High Blood Pressure Research Council of Australia. Ministry of Education Science and Technological Development of the Republic of Serbia has co-financed the Serbian part of Mihajlo Jakovljević's GBD-related contribution through Grant OI 175 014; publication of results was not contingent upon the Ministry's approval. Panniyammakal Jeemon received clinical and public health intermediate fellowship from the Wellcome Trust and Department of Biotechnology, India Alliance (2015–2020). Nicholas Kassebaum reports personal fees and non-financial support from Vifor Pharmaceuticals, outside the submitted work. S Vittal Katikireddi was funded by a NRS Scottish Senior Clinical Fellowship (SCAF/15/02), the UK Medical Research Council (MC\_UU\_12017/13 & MC\_UU\_12017/15) and the Scottish Government Chief Scientist Office (SPHSU13 & SPHSU15). Christian Kieling has received support from Brazilian governmental research funding agencies Conselho Nacional de Desenvolvimento Científico e Tecnológico (CNPq), Coordenação de Aperfeiçoamento de Pessoal de Nível Superior (CAPES), Fundação de Amparo à Pesquisa do Estado do Rio Grande do Sul (Fapergs), and Hospital de Clínicas de Porto Alegre (FIPE/HCPA). Ai Koyanagi's work was supported by the Miguel Servet contract financed by the CP13/00150 and P115/00862 projects, integrated into the National R + D + I and funded by the ISCIII - General Branch Evaluation and Promotion of Health Research - and the European Regional Development Fund (ERDF-FEDER). Jeffrey Lazarus reports grants and personal fees from AbbVie, Gilead Sciences, and MSD, outside the submitted work. Katharine J Looker thanks the National Institute for Health Research Health Protection Research Unit (NIHR HPRU) in Evaluation of Interventions at the University of Bristol, in partnership with Public Health England (PHE), for research support. Katharine J Looker received separate funding from the World Health Organization and Sexual Health 24 during the course of this study. These funders had no role in the writing of the manuscript nor the decision to submit it for publication. The views expressed are those of the authors and not necessarily those of the National Health Service, the NIHR, the Department of Health or Public Health England. Azeem Majid and Imperial College London are grateful for support from the NW London NIHR Collaboration for Leadership in Applied Health Research & Care. Francisco Martins-Melo acknowledges a postdoctoral fellowship from the CAPES (Brazilian Federal Agency for Support and Evaluation of Graduate Education), outside the submitted work. Mohsen Mazidi was supported by the World Academy of Sciences and Chinese Academy of Sciences. John McGrath received John Cade Fellowship APP1056929 from the National Health and Medical Research Council, and Niels Bohr Professorship from the Danish National Research Foundation. Under contract, Ted Miller is leading an independent Measurement and Evaluation of the AB InBev Global Smart Drinking Goals Initiative, which

aims to reduce the harmful use of alcohol. The baseline harm levels used in that evaluation will build from GBD's harm estimates. Philip Mitchell's research is supported by an Australian NHMRC Program Grant (no. 1037196). Ulrich Mueller gratefully acknowledges financial support from the German National Cohort Study (BMBF grant # 01ER1511/D). Olanrewaju Oladimeji is a Senior Research Specialist at the Human Sciences Research Council (HSRC) and Doctoral Candidate at the University of KwaZulu-Natal (UKZN), South Africa; we acknowledge the institutional supports from HSRC and UKZN for him to participate in this study. Alberto Ortiz was supported by the Spanish Government (Intensificación ISCIII FEDER funds and RETIC REDINREN RD016/0019). Mayowa Owolabi is supported by U54HG007479 from the NIH. Norberto Perico would like to acknowledge that the work related to this paper has been done on behalf of the GBD Genitourinary Disease Expert Group. Giuseppe Remuzzi acknowledges that the work related to this paper has been done on behalf of the GBD Genitourinary Diseases Expert Group supported by the International Society of Nephrology (ISN). Luz Myriam Reynales-Shigematsu acknowledges the Global Adult Tobacco Survey, GATS Mexico 2015, with financial support provided by the CONADIC, Ministry of Health, Mexico, and the Bloomberg Initiative to Reduce Tobacco Use through the CDC Foundation with a grant from Bloomberg Philanthropies. Aletta E Schutte received support from the South African Medical Research Council and the National Research Foundation's SARChI Programme. Mark Shrimme reports grants from the GE Foundation and the the Damon Runyon Cancer Research Foundation GE Safe Surgery 2020 Project. Jasvinder Singh reports consultancy fees from Regeneron, Merz, Iroko, Bioiberica, Crealta/Horizon, Allergan, UBM LLC, WebMD, and the American College of Rheumatology, and consultancy fees and grants from Savient, Takeda. Jasvinder Singh serves as the principal investigator for an investigator-initiated study funded by Horizon pharmaceuticals through a grant to DINORA, Inc, a 501c3 entity; he is also on the steering committee of OMERACT, an international organisation that develops measures for clinical trials and receives arms length funding from 36 pharmaceutical companies. Michael Soljak acknowledges funding from Public Health England for modelling of NCD prevalence. Cassandra Szoek acknowledges the NHMRC as well as grants from Lundbeck, and Alzheimer's Association, outside the submitted work. In addition, Cassandra Szoek has a patent, PCT/AU2008/001556 issued. Rafael Tabarés-Seisdedos was supported in part by grant PROMETEOII/2015/021 from Generalitat Valenciana and the national grants P114/00894 and PIE14/00031 from ISCIII-FEDER. Amand Thrift was supported by a Fellowship from the National Health & Medical Research Council (Australia; 1042600). Stefano Tyrovola's work was supported by the Foundation for Education and European Culture (IPEP), the Sara Borrell postdoctoral programme (reference no. CD15/00019 from the Instituto de Salud Carlos III [ISCIII - Spain]) and the Fondos Europeo de Desarrollo Regional (FEDER). Job van Boven received support from the Department of Clinical Pharmacy and Clinical Pharmacology, University Medical Center Groningen, University of Groningen, Netherlands. Lijing Yan is partially supported by the National Natural Sciences Foundation of China grants (71233001 and 71490732). Marcel Yotebieng is partially supported by the NIAID U01AI096299 and the NICHD R01HD087993.

#### Acknowledgments

Research reported in this publication was supported by the Bill & Melinda Gates Foundation, the National Institute on Aging of the National Institutes of Health (award P30AG047845), and the National Institute of Mental Health of the National Institutes of Health (award R01MH110163). The content is solely the responsibility of the authors and does not necessarily represent the official views of the Bill & Melinda Gates Foundation or the National Institutes of Health. We also thank the countless individuals who have contributed to GBD 2016 and Future Health Scenarios research team in various capacities.

#### References

- UN. Transforming our world: the 2030 Agenda for Sustainable Development. New York, NY, USA: United Nations, 2015.
- High-Level Political Forum (HLPF). 2017 HLPF Thematic Review of SDG 3: Ensure healthy lives and promote well-being for all at all ages. 2017. [https://sustainabledevelopment.un.org/content/documents/14367SDG3format-rev\\_MD\\_OD.pdf](https://sustainabledevelopment.un.org/content/documents/14367SDG3format-rev_MD_OD.pdf) (accessed June 15, 2017).
- UN. The Sustainable Development Goals Report 2017. New York, NY, USA: United Nations, 2017.
- McIntyre D, McKee M, Balabanova D, Atim C, Reddy KS, Patcharanarumol W. Open letter on the SDGs: a robust measure for universal health coverage is essential. *Lancet* 2016; **388**: 2871–72.
- United Nations Statistical Commission. Report of the inter-agency and expert group on Sustainable Development Goal Indicators. New York, NY, USA: UN Statistical Commission, 2017.
- Lim SS, Allen K, Bhutta ZA, et al. Measuring the health-related Sustainable Development Goals in 188 countries: a baseline analysis from the Global Burden of Disease Study 2015. *Lancet* 2016; **388**: 1813–50.
- WHO. World Health Statistics 2017: Monitoring Health for the SDGs. Geneva, Switzerland: World Health Organization, 2017.
- WHO. World Health Statistics 2016: Monitoring Health for the SDGs. Geneva, Switzerland: World Health Organization, 2016.
- SDSN. SDG Index and Dashboards - Global Report. New York, NY, USA: Sustainable Development Solutions Network, 2016.
- Sachs J, Schmidt-Traub G, Kroll C, Durand-Delacré D, Teksoz K. SDG Index and Dashboards Report 2017. New York, NY, USA: Bertelsmann Stiftung and Sustainable Development Solutions Network, 2017.
- World Bank. Atlas of the Sustainable Development Goals 2017: From the World Development Indicators. Washington DC: World Bank, 2017.
- Murray CJL, Frenk J, Piot P, Mundel T. GBD 2.0: a continuously updated global resource. *Lancet* 2013; **382**: 9–11.
- The Lancet. Universal Health Coverage—looking to the future. *Lancet* 2016; **388**: 2837.
- Witty A. Scaling up for universal health coverage. *Lancet* 2017; **389**: 343–45.
- Sidibé M. Universal health coverage: political courage to leave no one behind. *Lancet Glob Health* 2016; **4**: e355–56.
- Ghebreyesus TA. All roads lead to universal health coverage. *Lancet Glob Health* 2017; **5**: e839–40.
- Fryatt RJ, Bhuwanes K. Financing health systems to achieve the health Sustainable Development Goals. *Lancet Glob Health* 2017; **5**: e841–42.
- Gro Harlem Brundtland: Political commitment is the key to Universal Health Coverage. The BMJ. [http://blogs.bmj.com/bmj/2017/07/10/gro-harlem-brundtland-political-commitment-is-the-key-to-universal-health-coverage/?utm\\_source=IHP+Newsletter&utm\\_campaign=222a87e229-EMAIL\\_CAMPAIGN\\_2017\\_07\\_14&utm\\_medium=email&utm\\_term=0\\_14504ce43d-222a87e229-298043441](http://blogs.bmj.com/bmj/2017/07/10/gro-harlem-brundtland-political-commitment-is-the-key-to-universal-health-coverage/?utm_source=IHP+Newsletter&utm_campaign=222a87e229-EMAIL_CAMPAIGN_2017_07_14&utm_medium=email&utm_term=0_14504ce43d-222a87e229-298043441) (accessed July 14, 2017).
- Hogan D, Hosseinpour AR, Boerma T. Technical note: developing an index for the coverage of essential health services. Geneva, Switzerland: World Health Organization (WHO), 2016. [http://www.who.int/healthinfo/universal\\_health\\_coverage/UHC\\_WHS2016\\_TechnicalNote\\_May2016.pdf](http://www.who.int/healthinfo/universal_health_coverage/UHC_WHS2016_TechnicalNote_May2016.pdf) (accessed June 15, 2017).
- Barber RM, Fullman N, Sorensen RJD, et al. Healthcare Access and Quality Index based on mortality from causes amenable to personal health care in 195 countries and territories, 1990–2015: a novel analysis from the Global Burden of Disease Study 2015. *Lancet* 2017; **390**: 231–66.
- UN. Resolution adopted by the General Assembly, 55/2. United Nations Millennium Declaration. New York: United Nations, 2000.
- You D, Hug L, Ejdemyr S, et al. Global, regional, and national levels and trends in under-5 mortality between 1990 and 2015, with scenario-based projections to 2030: a systematic analysis by the UN Inter-agency Group for Child Mortality Estimation. *Lancet* 2015; **386**: 2275–86.
- Alkema L, Chou D, Hogan D, et al. Global, regional, and national levels and trends in maternal mortality between 1990 and 2015, with scenario-based projections to 2030: a systematic analysis by the UN Maternal Mortality Estimation Inter-Agency Group. *Lancet* 2016; **387**: 462–74.
- Norheim OF, Jha P, Admasu K, et al. Avoiding 40% of the premature deaths in each country, 2010–30: review of national mortality trends to help quantify the UN Sustainable Development Goal for health. *Lancet* 2015; **385**: 239–52.
- Kantorová V, New JR, Biddlecom A, Alkema L. Setting ambitious yet achievable targets using probabilistic projections: meeting demand for family planning. *Stud Fam Plann* 2017; published online May 18. DOI:10.1111/sifp.12025.
- González-Pier E, Barraza-Lloréns M, Beyeler N, et al. Mexico's path towards the Sustainable Development Goal for health: an assessment of the feasibility of reducing premature mortality by 40% by 2030. *Lancet Glob Health* 2016; **4**: e714–25.

- 27 De P, Sahu D, Pandey A, et al. Post millennium development goals prospect on child mortality in India: an analysis using autoregressive integrated moving averages (ARIMA) model. *Health (NY)* 2016; 8: 1845.
- 28 GBD 2016 Mortality Collaborators. Global, regional, and national under-5 mortality, adult mortality, age-specific mortality, and life expectancy, 1970–2016: a systematic analysis for the Global Burden of Disease Study 2016. *Lancet* 2017; 390: 1084–150.
- 29 GBD 2016 Cause of Death Collaborators. Global, regional, and national age-sex specific mortality for 264 causes of death, 1980–2016: a systematic analysis for the Global Burden of Disease Study 2016. *Lancet* 2017; 390: 1151–210.
- 30 GBD 2016 Disease and Injury Incidence and Prevalence Collaborators. Global, regional, and national incidence, prevalence, and years lived with disability for 328 diseases and injuries for 195 countries, 1990–2016: a systematic analysis for the Global Burden of Disease Study 2016. *Lancet* 2017; 390: 1211–59.
- 31 GBD 2016 DALYs and HALE Collaborators. Global, regional, and national disability-adjusted life-years (DALYs) for 333 diseases and injuries and healthy life expectancy (HALE) for 195 countries and territories, 1990–2016: a systematic analysis for the Global Burden of Disease Study 2016. *Lancet* 2017; 390: 1260–342.
- 32 GBD 2016 Risk Factor Collaborators. Global, regional, and national comparative risk assessment of 84 behavioural, environmental and occupational, and metabolic risks or clusters of risks, 1990–2016: a systematic analysis for the Global Burden of Disease Study 2016. *Lancet* 2017; 390: 1343–420.
- 33 Stevens GA, Alkema L, Black RE, et al. Guidelines for accurate and transparent health estimates reporting: the GATHER statement. *Lancet* 2016; 388: e19–23.
- 34 Nolte E, McKee M. Does health care save lives? Avoidable mortality revisited. The Nuffield Trust, 2004 <http://researchonline.lshtm.ac.uk/15535/> (accessed Nov 14, 2016).
- 35 Nolte E, McKee M. Measuring the health of nations: analysis of mortality amenable to health care. *BMJ* 2003; 327: 1129.
- 36 Schneider MT, Birger M, Haakenstad A, et al. Tracking development assistance for HIV/AIDS: the international response to a global epidemic. *AIDS* 2016; 30: 1475–79.
- 37 WHO. Global Price reporting mechanism for HIV, tuberculosis and malaria. <http://www.who.int/hiv/amds/gprm/en/> (accessed June 15, 2017).
- 38 Dieleman JL, Campbell M, Chapin A, et al. Future and potential spending on health 2015–40: development assistance for health, and government, prepaid private, and out-of-pocket health spending in 184 countries. *Lancet* 2017; 389: 2005–30.
- 39 Wang H, Wolock TM, Carter A, et al. Estimates of global, regional, and national incidence, prevalence, and mortality of HIV, 1980–2015: the Global Burden of Disease Study 2015. *Lancet HIV* 2016; 3: e361–87.
- 40 The Stop TB Partnership. The Paradigm Shift 2016–2020: Global Plan to End TB. Stop TB Partnership, 2016. [http://www.stoptb.org/assets/documents/global/plan/GlobalPlanToEndTB\\_TheParadigmShift\\_2016-2020\\_StopTbPartnership.pdf](http://www.stoptb.org/assets/documents/global/plan/GlobalPlanToEndTB_TheParadigmShift_2016-2020_StopTbPartnership.pdf) (accessed June 15, 2017).
- 41 World Health Organization (WHO). Global Vaccine Action Plan 2011–2020. Geneva, Switzerland: WHO, 2013.
- 42 Horton R. Offline: NCDs—why are we failing? *Lancet* 2017; 390: 346.
- 43 Cotlear D, Nagpal S, Smith OK, Tandon A, Cortez RA. Going universal: how 24 developing countries are implementing universal health coverage reforms from the bottom up. Washington DC: World Bank, 2015.
- 44 Atun R. Transforming Turkey's health system—lessons for universal coverage. *N Engl J Med* 2015; 373: 1285–89.
- 45 Atun R, Aydın S, Chakraborty S, et al. Universal health coverage in Turkey: enhancement of equity. *Lancet* 2013; 382: 65–99.
- 46 Yu H. Universal health insurance coverage for 1.3 billion people: what accounts for China's success? *Health Policy* 2015; 119: 1145–52.
- 47 Sun Y, Gregersen H, Yuan W. Chinese health care system and clinical epidemiology. *Clin Epidemiol* 2017; 9: 167–78.
- 48 Lu C, Chin B, Lewandowski JL, et al. Towards universal health coverage: an evaluation of rwanda mutuelles in its first eight years. *PLoS One* 2012; 7: e39282.
- 49 Strategies towards universal health coverage in Rwanda: lessons learned from extending coverage through mutual health organizations. *Afr. Health Obs.* <http://www.who.int/en/ahm/issue/17/reports/strategies-towards-universal-health-coverage-rwanda-lessons-learned-extending> (accessed Aug 7, 2017).
- 50 Asia Pacific Observatory on Health Systems and Policies. Health systems in transition: the Kingdom of Cambodia health system review. Manila, Philippines: World Health Organization Regional Office for the Western Pacific, 2015.
- 51 Dieleman JL, Campbell M, Chapin A, et al. Evolution and patterns of global health financing 1995–2014: development assistance for health, and government, prepaid private, and out-of-pocket health spending in 184 countries. *Lancet* 2017; 389: 1981–2004.
- 52 Evans T, Pablos-Méndez A. Shaping of a new era for health financing. *Lancet* 2016; 387: 2482–84.
- 53 Lutz W. Global sustainable development priorities 500 y after Luther: Sola schola et sanitate. *Proc Natl Acad Sci* 2017; 114: 6904–13.
- 54 Abel GJ, Barakat B, Kc S, Lutz W. Meeting the Sustainable Development Goals leads to lower world population growth. *Proc Natl Acad Sci* 2016; 113: 14294–9.
- 55 ICSU. A guide to SDG interactions: from science to implementation. Paris, France: International Council for Science, 2017.
- 56 Green A. Cholera outbreak in the horn of Africa. *Lancet* 2017; 389: 2179.
- 57 Crosbie E, Sosa P, Glantz SA. Defending strong tobacco packaging and labelling regulations in Uruguay: transnational tobacco control network versus Philip Morris International. *Tob Control* 2017; published online March 23. DOI:10.1136/tobaccocontrol-2017-053690.
- 58 World Bank. The World Bank's projects in Timor-Leste: the political economy of effective aid. Washington, DC: World Bank, 2015.
- 59 WHO. Towards a monitoring framework with targets and indicators for the health goals of the post-2015 Sustainable Development Goals. [http://www.who.int/healthinfo/indicators/hsi\\_indicators\\_sdg\\_targetindicators\\_draft.pdf](http://www.who.int/healthinfo/indicators/hsi_indicators_sdg_targetindicators_draft.pdf) (accessed June 15, 2017).
- 60 WHO. World Malaria Report 2016. Geneva, Switzerland: World Health Organization, 2016.
- 61 WHO. Global Technical Strategy for Malaria 2016–2030. Geneva, Switzerland: World Health Organization, 2015.
- 62 WHO. HIV, universal health coverage, and the post-2015 development agenda. Geneva, Switzerland: World Health Organization, 2014.
- 63 WHO. Global targets 2025. WHO. <http://www.who.int/entity/nutrition/global-target-2025/en/index.html> (accessed June 15, 2017).
- 64 AbouZahr C, Boerma T, Hogan D. Global estimates of country health indicators: useful, unnecessary, inevitable? *Glob Health Action* 2017; 10: 1290370.
- 65 Newton JN, Briggs ADM, Murray CJL, et al. Changes in health in England, with analysis by English regions and areas of deprivation, 1990–2013: a systematic analysis for the Global Burden of Disease Study 2013. *Lancet* 2015; 386: 2257–74.
- 66 Zhou M, Wang H, Zhu J, et al. Cause-specific mortality for 240 causes in China during 1990–2013: a systematic subnational analysis for the Global Burden of Disease Study 2013. *Lancet* 2016; 387: 251–72.
- 67 Gómez-Dantés H, Fullman N, Lamadrid-Figueroa H, et al. Dissonant health transition in the states of Mexico, 1990–2013: a systematic analysis for the Global Burden of Disease Study 2013. *Lancet* 2016; 388: 2386–402.
- 68 Souza M de FM de, França EB, Cavalcante A, Souza M de FM de, França EB, Cavalcante A. Burden of disease and health situation analysis: results of the Global Burden of Disease (GBD) Brazil network. *Rev Bras Epidemiol* 2017; 20: 1–3.
- 69 Nomura S, Sakamoto H, Glenn S, et al. Population health and regional variations of disease burden in Japan, 1990–2015: a systematic subnational analysis for the Global Burden of Disease Study 2015. *Lancet* 2017 (published online July 19); [http://dx.doi.org/10.1016/S0140-6736\(17\)31544-1](http://dx.doi.org/10.1016/S0140-6736(17)31544-1).
- 70 Golding N, Burstein R, Longbottom J, et al. Mapping under-5 and neonatal mortality in Africa, 2000–15: a baseline analysis for the Sustainable Development Goals. *Lancet* 2017. [http://dx.doi.org/S0140-6736\(17\)31758-0](http://dx.doi.org/S0140-6736(17)31758-0) (in press).