

INFLUENCE OF CHITOOLIGOSACCHARIDE DERIVATIVES OBTAINED BY MAILLARD REACTION ON THE GROWTH OF PROBIOTIC BACTERIA

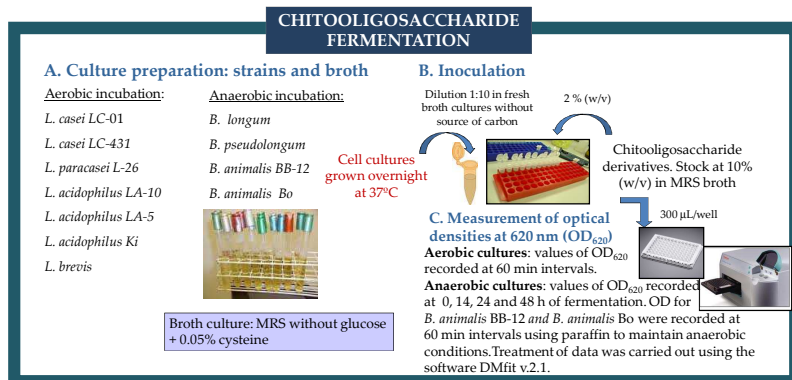
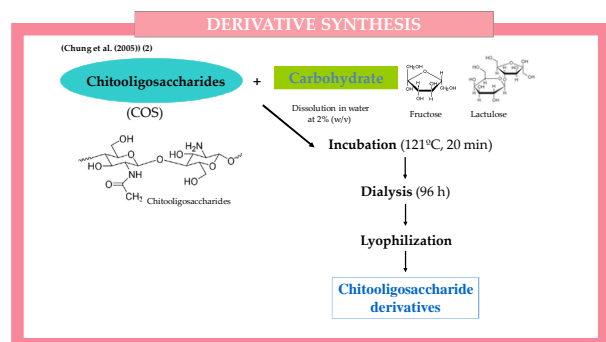
A CARDELLE-COBAS, M. MARTINS, B. GULLÓN, P. GULLÓN, F. K. TAVARIA, M. PINTADO*

CBQF-CENTRO DE BIOTECNOLOGIA E QUIMICA FINA, ESCOLA SUPERIOR DE BIOTECNOLOGIA, CENTRO REGIONAL DO PORTO DA UNIVERSIDADE CATÓLICA PORTUGUESA, PORTO, PORTUGAL. *mpintado@porto.ucp.pt

Introduction

Recent advances in the study of prebiotics are addressed to the design of new oligosaccharides able to reach unaltered the colon distal regions and to promote the growth of specific probiotic bacteria. Chitoooligosaccharides (COS) obtained from chitosan possess antimicrobial properties due to the presence of amino groups in its structure. Chemical modification of COS by substitution of their amino groups could eliminate this antimicrobial effect and convert chitosan in a new interesting prebiotic ingredient. Although these kind of modifications have already been carried out [1,2] the evaluation of these COS derivatives as potential prebiotic ingredients has not been yet investigated.

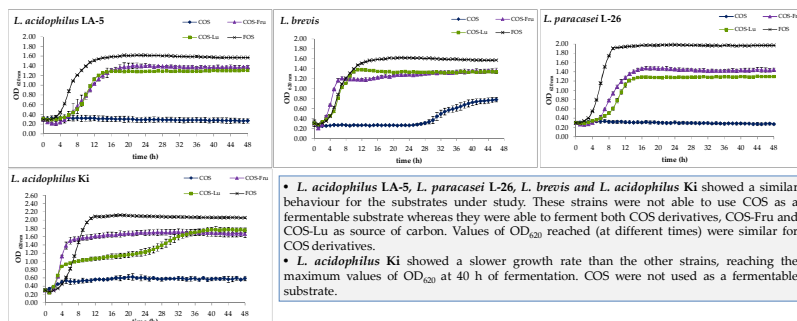
Material and Methods



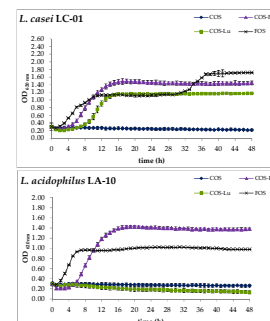
Results

AEROBIC CULTURES: GROWTH RATES.

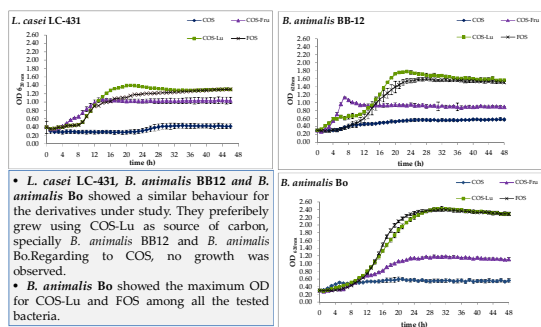
Figures show growth curves for all the aerobic strains tested with unmodified COS (◆) and COS derivatives, COS-Fru (▲) and COS-Lu (■). FOS (×) were used as controls.



- *L. acidophilus* LA-5, *L. paracasei* L-26, *L. brevis* and *L. acidophilus* Ki showed a similar behaviour for the substrates under study. These strains were not able to use COS as a fermentable substrate whereas they were able to ferment both COS derivatives, COS-Fru and COS-Lu as source of carbon. Values of OD₆₂₀ reached (at different times) were similar for COS derivatives.
- *L. acidophilus* Ki showed a slower growth rate than the other strains, reaching the maximum values of OD₆₂₀ at 40 h of fermentation. COS were not used as a fermentable substrate.



- *L. casei* LC-01 showed higher growth values for the derivative COS-Fru.
- *L. acidophilus* LA-10 was, also, able to ferment the COS-Fru derivative, however, it did not use COS-Lu as a source of carbon. Values reached for OD using FOS as source of carbon were significantly lower than those reached using the COS-Fru derivative.



- *L. casei* LC-431, *B. animalis* BB12 and *B. animalis* Bo showed a similar behaviour for the derivatives under study. They preferably grew using COS-Lu as source of carbon, specially *B. animalis* BB12 and *B. animalis* Bo. Regarding to COS, no growth was observed.
- *B. animalis* Bo showed the maximum OD for COS-Lu and FOS among all the tested bacteria.

ANAEROBIC CULTURES: VALUES OF OD₆₂₀

Table 1.- OD₆₂₀ values after 14, 24 and 48 h of anaerobic growth with COS and COS derivatives

	<i>B. pseudolongum</i>				<i>B. longum</i>			
	0 h	14h	24h	48 h	0 h	14h	24h	48 h
COS	0.300	0.300	0.378	0.394	0.300	0.289	0.371	0.417
COS-Fru	0.300	0.374	0.343	0.320	0.300	0.387	0.354	0.364
COS-Lu	0.300	0.610	1.111	1.205	0.300	1.473	1.441	1.425

- *B. pseudolongum* reached maximum values of OD₆₂₀ after 48 h of fermentation when COS-Lu was used as source of carbon. This strain was not able to grow on COS-Fru and COS.
- *B. longum* reached maximum values of OD₆₂₀ after 14 h of fermentation. This strain, like *B. pseudolongum*, was not able to grow in COS-Fru and COS.

Conclusions

- ✓ This study about the fermentation of COS derivatives by Maillard reaction by selected strains of *Bifidobacterium* and *Lactobacillus* spp. has been carried out for the first time.
- ✓ All the probiotic strains tested in this study were not able to use COS as carbon source. COS derivatives, however, were used by most of the tested strains. Modification by Maillard reaction converts COS into fermentable substrates by *Bifidobacterium* and *Lactobacillus* strains.
- ✓ Although more studies are necessary to evaluate the possible prebiotic effect of COS derivatives obtained by Maillard reaction, these preliminary results indicate that they are fermented by probiotic bacteria and that they could be good candidates to be used as prebiotics.

References

- [1] Yang, T. C., Chou, C. C., & Li, C. F. (2002). *Food Research International*, 35, 707–713
 [2] Chung, Y.C., Wang, H.L., Chen, Y.M., Li, S.L., 2003. *Bioresour. Technology*, 88 (3), 179–184.

Acknowledgements

Financial support for P. Gullón and B. Gullón was provided by postdoctoral fellowships ref.SFRH/BPD/79942/2011 and SFRH/BPD/79941/2011, respectively, issued by FCT (Fundação para a Ciência e Tecnologia). A Cardelle-Cobas thanks Fundación Española para la Ciencia y la Tecnología (FECYT) for a postdoctoral grant (EX2009-0061).

Assessment of the Bifidogenic Potential of Arabinoxylooligosaccharides derived from Wheat Bran

Gullón, B.^{1*}; Gullón, P.¹; Cardelle-Cobas, A.¹; Tavaría, F.¹; Pintado, M. M.¹; Gomes, A. M.¹; Alonso, J. L.^{2,3}; Parajó, J. C.^{2,3}

¹CBQF, Escola Superior de Biotecnologia, Universidade Católica Portuguesa, Rua Dr António Bernardino de Almeida, s/n 4200-072 Porto, Portugal

² Department of Chemical Engineering, Faculty of Science, Campus As Lagoas, University of Vigo, s/n 32004, Ourense, Galicia, Spain

³ CITI-Tecnopole, San Ciprián de Viñas, 32901, Ourense, Spain

* e-mail: bgullon@uvigo.es



Universidade de Vigo

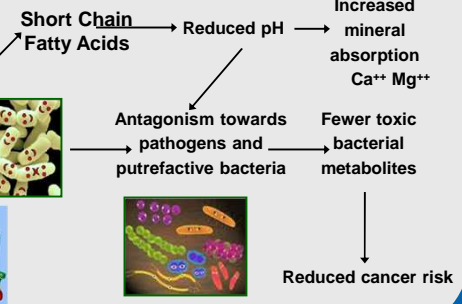
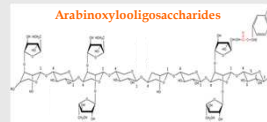
Background

The importance of human intestinal microbiota in maintaining host health is well known. Probiotics, prebiotics and the combination of these two components (synbiotics) can contribute to support an adequate balance of the bacterial population in the human large intestine.

From a nutritional point of view, Arabinoxylooligosaccharides (AraXOS) are considered as Non Digestible Oligosaccharides and one of its most important features as food ingredients is the ability to stimulate the growth of intestinal bifidobacteria.

Prebiotics: definition and benefits

1. Must be non-digestible
2. Must improve health
3. Selective fermentation in the colon



Experimental

RAW MATERIAL

Wheat Bran is a byproduct of wheat flour milling, of a lignocellulosic nature, rich in arabinoxylan

AUTOHYDROLYSIS

Reaction with hot, compressed water and Wheat Bran under optimized conditions

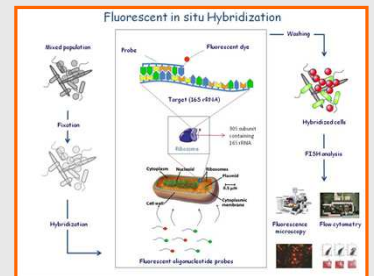
✓Hydrolytic degradation of arabinoxylan into AraXOS

✓Side processes leading undesired compounds: monosaccharides and non-saccharides

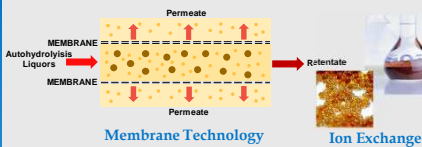
In vitro FERMENTABILITY ASSESSMENT



MICROBIOTA ANALYSIS



REFINING PROCESS



BIOACTIVE COMPOUNDS

Arabinoxylooligosaccharides (AraXOS)

(with similar purity to that of commercially available prebiotics)

Results

Composition of the purified mixture of oligosaccharides (OS) from Wheat Bran

Component	Mass fraction (g component/g ¹ NVC)
² GlucOS	0.304
³ XOS	0.362
⁴ AOS	0.169
⁵ AcOS	0.009
⁶ OGaU	0.041
⁷ ONVC	0.049

Total Oligosaccharides (TOS): 88.5% of NVC

¹NVC: Non Volatile Compounds

²GlucOS: Glucooligosaccharides (as glucose)

³XOS: Xylooligosaccharides (as xylose)

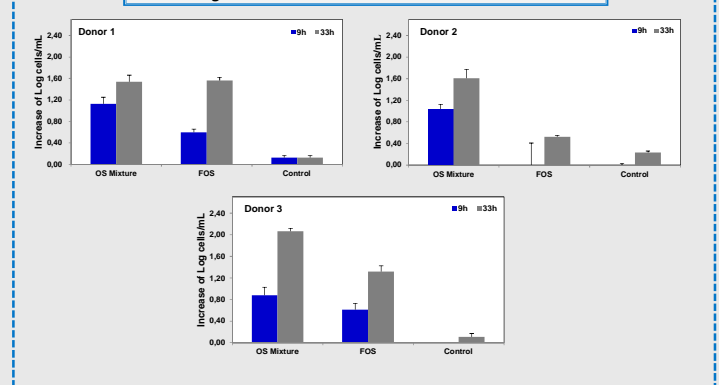
⁴AOS: Arabinooligosaccharides (as arabinose)

⁵AcOS: Acetyl groups linked to oligosaccharides (as acetic acid)

⁶OGaU: Uronic acids linked to oligosaccharides (as uronic acids)

⁷ONVC: Other Non Volatile Compounds

Population Dynamics: *Bifidobacterium* in faecal cultures grown in mixture OS from Wheat Bran



Conclusions

The experimental results confirmed the ability of wheat bran (AraXOS concentrate) to promote the growth of *Bifidobacterium* population acting as carbon sources, leading mainly to the generation of acetic and lactic acid.

Acknowledgements

Financial support for P. Gullón and B. Gullón was provided by postdoctoral fellowships ref. SFRH/BPD/79942/2011 and SFRH/BPD/79941/2011, respectively, issued by FCT (Fundação para a Ciência e Tecnologia). A. Cardelle-Cobas Thanks Fundación Española para la Ciencia y la Tecnología (FECyT) for a postdoctoral grant (EX 2009-0061)



Prebiotic Potential of Oligosaccharides derived from Wheat Bran

Universidade de Vigo



Gullón, P.^{1*}; Gullón, B.¹; Cardelle-Cobas, A.¹; Tavaría, F.¹; Pintado, M. M.¹; Gomes, A. M.¹; Alonso, J. L.^{2,3}; Parajó, J. C.^{2,3}

¹CBQF, Escola Superior de Biotecnologia, Universidade Católica Portuguesa, Rua Dr António Bernardino de Almeida, s/n 4200-072 Porto, Portugal

² Department of Chemical Engineering, Faculty of Science, Campus As Lagoas, University of Vigo, s/n 32004, Ourense, Galicia, Spain

³ CITI-Tecnopole, San Ciprián de Viñas, 32901, Ourense, Spain

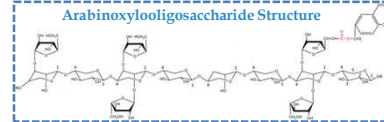
* e-mail: pgullon@uvigo.es

Introduction

As it is well known, the human intestinal microbiota has significant effects on the host health, so that the interest in the maintenance of its balance and activity has fostered the research and development of new prebiotics and probiotics.

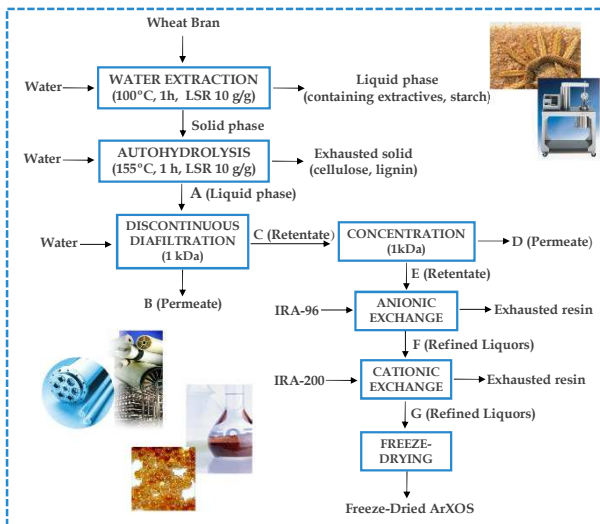
Non-Digestible Oligosaccharides (NDO) are the most known prebiotics. Oligosaccharides (OS) with prebiotic properties (including inulin, fructooligosaccharides (FOS), galactooligosaccharides (GaOS) and

lactulose) are commercially available, and many others are under study. From a nutritional point of view, arabinoxylooligosaccharides (AraXOS) behave as NDO and are classified as “emerging prebiotics” owing to their potential in this field, although strong additional scientific evidence is necessary.

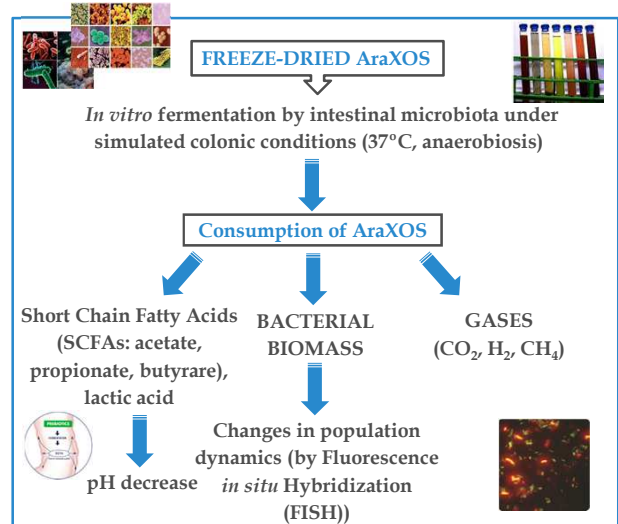


Methods

PROCESSING SCHEME FOR MANUFACTURING AraXOS

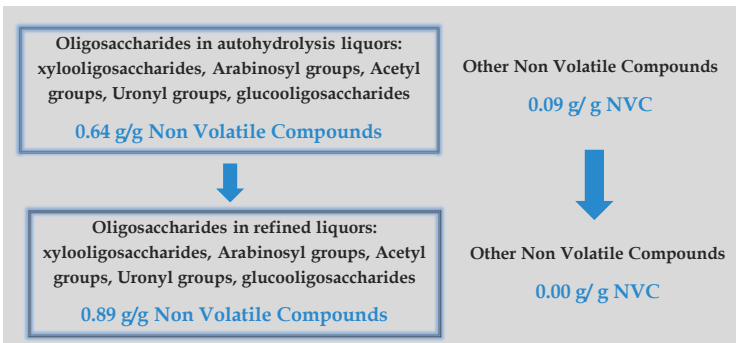


In vitro ASSESSMENT OF THE FERMENTABILITY BY HUMAN FAECAL INOCULA



Results

EFFECTS ACHIEVED WITH THE PURIFICATION SCHEME



STUDY OF in vitro FERMENTABILITY ON AraXOS MIXTURE

	% OS Consumption		
	Donor 1	Donor 2	Donor 3
9 h	36	66	41.3
12 h	68.5	79.2	64.8
33 h	86.8	89.5	90.7

	pH		
	Donor 1	Donor 2	Donor 3
0 h	7.2	7.3	7.3
9 h	6.7	6.2	7.1
12 h	5.4	5.5	6.6
33 h	5.2	5.4	5.4

	Total SCFA (mM)		
	Donor 1	Donor 2	Donor 3
9 h	36.1	70.4	45.0
12 h	64.7	86.7	70.8
33 h	86.3	99.7	98.9

Conclusions

Based on the obtained results, it can be concluded that the AraXOS concentrate generated by using an environment friendly technology can be considered as a potential prebiotic; however, more scientific evidence is needed to confirm that these oligosaccharides are prebiotics.

Acknowledgements

Financial support for P. Gullón and B. Gullón was provided by postdoctoral fellowships ref. SFRH/BPD/79942/2011 and SFRH/BPD/79941/2011, respectively, issued by FCT (Fundação para a Ciência e Tecnologia). A. Cardelle-Cobas Thanks Fundación Española para la Ciencia y la Tecnología (FECyT) for a postdoctoral grant (EX 2009-0061)

